



at Home!

CAPTURING THOUGHTS (Armor of God)



WATCH IT



- Go here to watch this week's Kids' Club at Home video for older kids: youtu.be/mTKNeWe0GQA

TALK ABOUT IT

- What emotions have you felt today?
- Do you ever feel like your emotions get out of control? Talk about it.
- What is the armor of God? How can we use it?
- **2 Corinthians 10:5 says "We take every thought captive to make it obedient to Christ."** How can you take your thoughts captive?

DO IT

- Give each kid a **Shield of Faith image** and a **paper or cardstock strip**. Set out **markers, scissors and a stapler**. (You can add other decorating materials you have on hand, like stickers, collage items, etc.)
- On the blank side of the shield, have kids write one way they want to use God's armor this week.
- Decorate and color the front of the shield. Kids can add images, symbols, words, or anything else they want to show on the shield!
- Help kids staple the paper strip to the back of the shield (just staple once on each end of the strip.)
- Find the **coloring page and activity sheets** at the end of this lesson!




Find the Shield of Faith image at the end of this lesson.


DO IT (Continued)



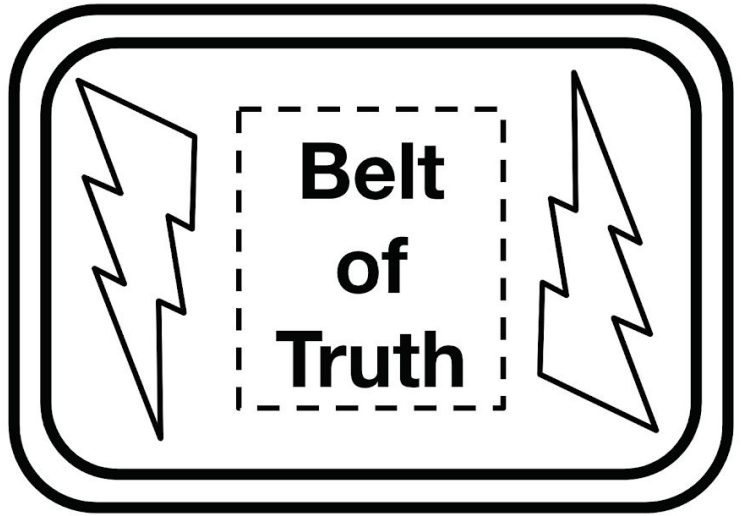

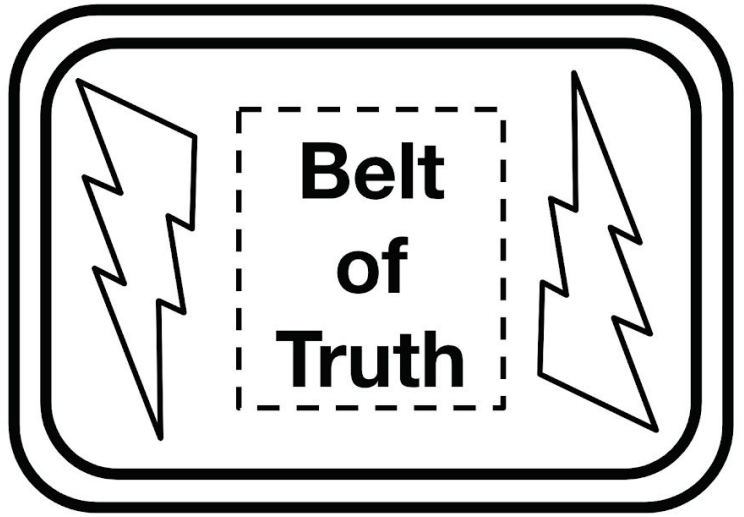
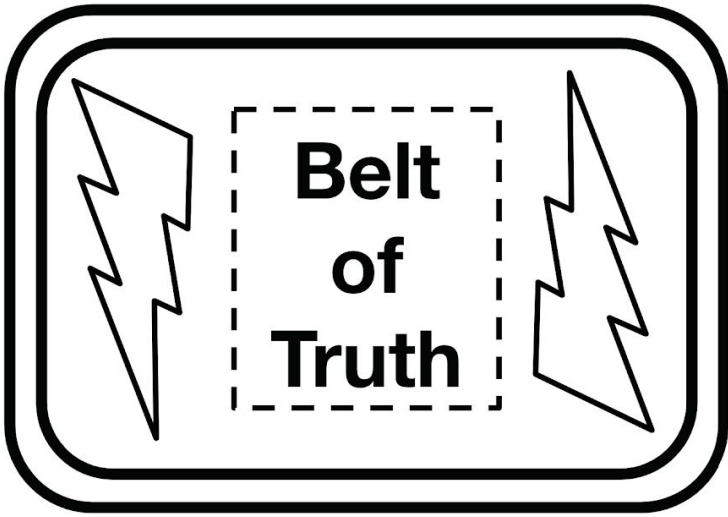
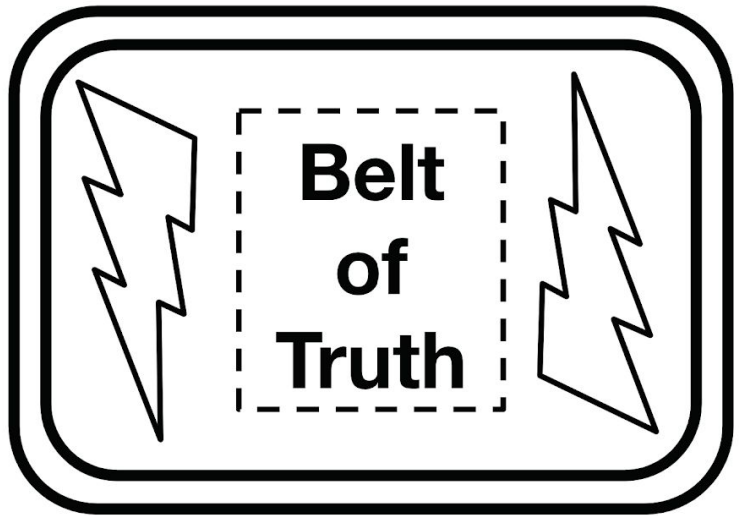
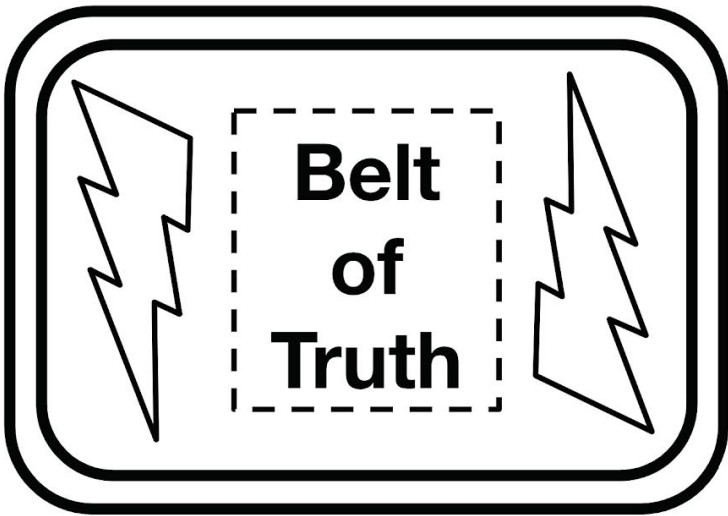
- Make your own Belt of Truth! Print out the ***Belt of Truth image***. Cut ***strips of paper*** (enough to staple together and create a “belt”). Set out ***markers, scissors, and tape/glue sticks/stapler***.
- Color and decorate the Belt of Truth image, then cut it out and tape, glue or staple it on the middle of a paper strip.
- Fasten the paper strip around your kid’s waist and staple or tape it together. Connect as many paper strips as needed for it to reach around your kid’s waist.
- Click here for a ***coloring page and activity sheets!***




Find the Belt of Truth image at the end of this lesson.



Shield of Faith



name



name

Decode the secret phrase!

In the decoder, each letter corresponds with a number.

A	B	C	D	E	F	G	H	I	J	K	L	M	N	O	P	Q	R	S	T	U	V	W	X	Y	Z
9	16	22	26	4	10	1	6	24	7	17	23	25	18	14	15	19	20	2	3	12	8	13	21	11	5

In the secret phrase, each of the blanks has a number under it. Fill each blank with the letter that matches the number.

 — — — — — — — — — — — — — — — —

 3 9 17 4 4 8 4 20 11 3 6 14 12 1 6 3

 — — — — — — — .

 22 9 15 3 24 8 4

name

T K L D O J H T R D T V
O S H I E L D F H L I J
F A R M O R A C E X O M
D F Z W R P J B L L R U
U C H C J G O N M R S P
G S F Y V X V X E Y H P
O T P F D F W U T A O H
D D C R A B J C B K E X
L L O D G I K E N L S L
O W A C L L T X I O L L
S H I S Y D B H Y N C M
A I T R U T H V O Q P C

ARMOR
GOD
HELMET
SWORD
SHIELD
SHOES
BELT
TRUTH
FAITH