



K-2nd

APRIL 6-7, 2019

NEED TO KNOW

- **New lesson changes ahead!** We're finalizing the new lesson format, so make sure to look through the whole lesson plan and familiarize yourself with the new look. Don't worry though—the structure of the hour is still the same.

LARGE GROUP | 15 Minutes

- Introduce today's big idea, **Jesus Wants To Be Close To Us** through the story of **The Last Supper**.
- Scripture: Matthew 26:17-30, John 13-16

GAME TIME | 10 Minutes

- Play an active game where kids have to stay connected while doing silly commands.

COOL DOWN | 10 Minutes

- Transition and cool down by creating an ideal dinner, and discussing how we stay close to others, and to Jesus.

LARGE GROUP | 15 Minutes

- Respond to today's big idea through worship and prayer.
- Practice this month's memory verse: **Psalm 145:18 The Lord is near to all who call on him, to all who call on him and truly mean it.**

SMALL GROUP | 15+ Minutes

- Personally connect with kids and apply the story to their lives by creating a paper chain link craft.

LARGE
GROUP

GAME
TIME

COOL
DOWN

LARGE
GROUP

SMALL
GROUP

NEED TO KNOW

Big Idea: Jesus wants to be close to us.

Time: 15 minutes

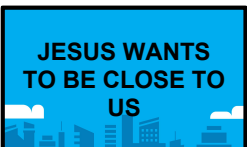

Supplies: None

EXPECTATIONS

Say: Welcome to Kids' Club, we're so glad to have you here! We want this to be a **safe** and **fun** place for you. To do that, let's all commit to doing a few things:

- Show respect to each other
- Listen when someone else is speaking
- Have fun!

THE BIG IDEA | 5 Minutes



- **Play the 10-Second Countdown Timer** to help direct kids attention as you begin Large Group.
- **Say:** Today we're talking about being close to Jesus. Are you guys close to anyone, maybe friends or family? (Let kids respond.) Yeah, me too! Someone I'm close to is.... *(Share an example of someone you're close to, and what you do to spend time together.)*
- **Say:** Let's watch a funny clip about some minions who are really close to each other....maybe TOO close!
- **Video: Minions (1 minute)**
- **Say:** That was a funny example, but it's definitely important to stay connected to others. And especially Jesus, right?! Raise your hand if you think that's important? (Let kids respond.) Me too! He loves us SO much, so even if he's not physically RIGHT here with us, he gave us ways to be close to him!
- **(Click to show Big Idea slide)** So here's today's BIG IDEA: **Jesus wants to be close to us.**

THE LAST SUPPER | 10 Minutes



- **Say:** Right before Jesus died and came back to life, he had one last dinner with his disciples. Do you guys like dinner? (Let kids respond.) Mmm, me too, and so did Jesus! And at this special dinner, Jesus reminded his friends of some ways to follow him and stay close to him, even though he was about to go to heaven.
- **Say:** Let's watch a video about the ways Jesus said we can stay close to him, even if he feels far away. As you watch, see if you can find at least ONE way we can stay close to Jesus.
- **Video: God's Story / The Last Supper (4 minutes)**
- **Ask:** Wow, it's pretty cool that Jesus had that special dinner to tell his disciples important stuff, isn't it!? What are some of the ways we can stay close to Jesus? (Let kids respond.)
- **Say:** Yes! We can be close to Jesus by acting like him and serving other people, obeying him, and asking the Holy Spirit to help us act like Jesus. We can also talk and listen to Jesus by spending time praying. He even prayed for his disciples, to make sure they knew that praying is just talking to God!

LARGE
GROUP

GAME
TIME

COOL
DOWN

LARGE
GROUP

SMALL
GROUP

NEED TO KNOW

Time: 10 minutes

Video: 10-Minute Countdown
Timer

SUPPLIES

- None

PREPARE



10:00

- Start the **10-Minute Countdown Timer**
- Keep kids in **one large group** and sit on the floor.

LINKED SIMON SAYS | 10 Minutes

- **Say:** Jesus wants to be close to us. Let's play a game that will connect us all together and practice being close in a funny way!
- Tell kids that you're going to give them some commands to do, but they have to be connected while you do them!
- Have kids get into **groups of three or four**. Have kids link arms with the people on either side of them, and give them the following commands:
 - Lean to the left as far as you can.
 - Lean to the right as far as you can.
 - Stand up.
 - Wiggle your arms and legs.
 - Take a giant hop forward.
 - Take a giant hop backward.
 - Take 3 steps to the right.
 - Take 3 steps to the left.
 - Sit down.
 - Lie on your back and lift your legs in the air.
 - Sit back up.
- Come up with as many commands as you want to increase the challenge for kids. Make sure they stay linked the entire time!
- Make sure you make clear the expectations of behavior during the game (Keep your hands to yourself besides "linking", no pulling or pushing each other, etc.)

LARGE
GROUP

GAME
TIME

COOL
DOWN

LARGE
GROUP

SMALL
GROUP

NEED TO KNOW

Time: 10 minutes

Video: 10-Minute Countdown
Timer

SUPPLIES

- Large piece of tear off paper (1 per small group)
- Markers (1 per kid)

PREPARE



10:00
▶ 10:05

- Start the **10-Minute Countdown Timer**
- Split into **small groups**.
- Heads up: this is more of an “active” cool down time!

VINES AND BRANCHES | 10 Minutes

Do:

- Show **image of vine and branches**.
- Jesus wants to be so close to us, that he said he’s like a vine, and WE are the branches! That’s kind of a funny thing to say, right? Here’s why he said that...
 - Point out where the big long “vine” is (Jesus)
 - Point out where the smaller branches and grapes are (us)
 - Jesus wants to be THAT close to us, because that’s how much he loves us!
- Have some fun creating a “vine and branches” using...ourselves!
 - For a extra small group (6 kids or less): Have one kid be the “vine” and lay on the floor with their arms and legs stretched out straight (like a long skinny vine)
 - For larger groups (8+ kids), have two kids be the vine, and lay on the ground, so that the vine is extra long and there’s more room for the next part.
 - Now, have other kids be the “branches”, and lay on the floor with a foot touching the “vine”. The can twist and form into whatever shapes they want.
- Now for an extra challenge:
 - Say “funky monkey with it!” and all the kids have to hop up and doing something silly (like wiggling their whole body, jumping jacks, running and touching a wall, giving a few kids a high five, rolling across the floor.)
 - After a few second, say “Vine and branches!” again, and kids have to get back in the same formation they were in.



NEED TO KNOW

Big Idea: Jesus can do anything.

Time: 15 minutes

Supplies: None

PRESENTER TIPS

Instead of yelling “Stop!” or “Quiet!” when kids are getting disruptive, try a phrase that will redirect their attention to you:


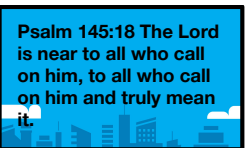
- 1-2-3, eyes on me!
- Clap once if you can hear me! Clap twice if you can hear me!
- If you can hear my voice, touch your nose!

THE BIG IDEA | 5 Minutes



- **(Click to show Big Idea slide)** Let’s review today’s BIG IDEA: **Jesus wants to be close to us.**
 - **Say:** Jesus gave some really cool examples of how we can be close to him, even when he’s not physically here with us. One of those ways is serving others! When we serve people and show them love, we’re acting like Jesus acted. We’re doing what HE would do, and that makes us closer to him!
 - **(Image: Washing feet)** It’s like when Jesus washed the disciples feet! That might seem weird, but it was his way of serving them, and showing them he loves them. Let’s all pretend to wash our feet! (Let kids respond.)
 - **Ask:** Can WE serve others, too? (Let kids respond.) Of course we can! Let’s play a little game to think about some. (You can have kids stand or sit for this.) I’m going to show you some pictures. And if it’s a way to serve, I want you to try to make an “S” with your body. Let’s practice (model and let kids try). Not too bad! If it’s NOT a way to serve, make an “X” with your arms. (Show the following pictures and let kids respond with an “S” or an “X.” For the X’s, remind kids that things aren’t bad to do, but they’re not serving others!)
- | | |
|--------------------------------------|--|
| ○ Picking up your sibling’s room (S) | ○ Finding a dollar and giving it away (S) |
| ○ Praying for a friend who’s sad (S) | ○ Watching TV (X) |
| ○ Winning a game (X) | ○ High-fiving your friend when they beat you in a game (S) |
| ○ Hopping up and down (X) | |

RESPOND AND WORSHIP | 10 Minutes



- **Say:** Let’s check out a verse that we’ll be learning through the whole month. (Call on a kid to read it out loud.)
- **Slide: Psalm 145:18 The Lord is near to all who call on him, to all who call on him and truly mean it.**
- **Say:** Remember, these are God’s own words, so we know that they are completely true, and always will be! And even though he’s not physically in front of us, Jesus has promised that he can always hear us and speak to us, no matter where we are.
- **Pray:** Thank Jesus for teaching us how to act like him and be connected with him. Then ask him to speak to the kids. Sit quietly for a moment.
- **Say:** Now let’s celebrate with some worship!
- **Music Video: Time to Dance**
- **Music Video: More Like You Are**

LARGE
GROUP

GAME
TIME

COOL
DOWN

LARGE
GROUP

SMALL
GROUP

CONNECTION QUESTION

Go around the group and let every kid answer this question:

What's your favorite thing to do with friends?

SUPPLIES

- Pipe cleaner (1 per kid)
- Branch leaf images (4 per kid)
- Markers (1 set per group)
- Scissors (1 set per group)

KNOW IT | 5 minutes

- Why did Jesus gather his disciples together for a meal? (to spend time with him before he died, to show them they could be serve others, be close to him and follow him)
- Why did Jesus want to be close to the disciples, and to us? (Because he loves us, he wants a relationship with us, he wants to be close to us even though he's in heaven)
- How could we spend time with Jesus at home? (Pray, talk/listen to Jesus, love and serve our friends and family)
- How can we spend time with Jesus at church? (Worship with our friends, pray, learn new ways to follow Jesus)
- Why did Jesus come to earth to rescue us? (He loves us, he wants us to be close to him forever)

DO IT | 10 Minutes

Create a vine with branch leaves!

- Hold up a pipe cleaner and leaf images so kids can see, and illustrate for them:
 - This pipe cleaner is a vine, like Jesus.
 - These are the branch leaves that are connected to the vine, that's US!
 - Jesus wants us to be close to him. SO close, that we're connected, just like this vine and these leaves are connected!
- Give each kid a **pipe cleaner** and **four leaf images**. Set out **markers, scissors** and a **hole punch**.
- Let them cut out the images (it's not absolutely necessary to cut out the branches, so younger kids can leave these as is).
- If kids are old enough, have them write/draw their favorite way to be close to Jesus on the back of the image.
- Next, help them poke all their branch leaf images onto the pipe cleaner to create their "vine" (they'll need help punching a hole in the branches).

EXTRA TIME?

- Give kids a **maze, or a word-search activity sheet** to work on until their parents pick them up.



connect questions

Tell me about the Last Supper. How can we stay close to Jesus?

lesson supplies

LARGE GROUP

Item	Usage	Details	Provided by
Adventure Bible for Early Readers	1 per large group, reused	BiblesbytheCase.com	site

GAME TIME | played in one large group

Item	Usage	Details	Provided by
None			

COOL DOWN TIME | played in small groups

Item	Usage	Details	Provided by
Image of vine and branches	1 per group	11x17 cardstock, reused, color, LINK	site

SMALL GROUP

Item	Usage	Details	Provided by
Coloring sheet - Last Supper	Quantity determined by site.	8.5x11 paper, black & white, Page 8	site
Maze sheet - Last Supper	Quantity determined by site.	8.5x11 paper, black & white, Page 9	site
Word search sheet - Last Supper	Quantity determined by site.	8.5x11 paper, black & white, Page 10	site
Markers	1 set per group, reused		site
Pipe cleaner	1 per kid	Oriental Trading or Discount School Supply	KC National
Branch leaf images	4 per kid	8.5x11 paper, color, cut into quarter sheets, Page 11	site
Scissors	1 set per group, reused		site
Hole puncher	1 per small group		site





name _____



name

P W J B H D B S D K S W
A Z B D Y J F U Z E Z S
J Q P D W I E P L R H C
F Z J I W M I P M E U O
R T Y E I W I E Y S S I
I D A T S C U R H C E S
E I U P S U J D D U R Q
N N Y I V C S E J E V E
D N D J X O L T I R E H
S E Y S X A P S N F W U
T R W Y Y C L Y L X W A
H K B W Y Z K D P I J I

JESUS
DISCIPLES
FRIENDS
TIME
SUPPER
DINNER
SERVE
RESCUER



A/V needs

K-2nd



1. KC Logo Slide: for when kids enter the room (All that You Need instrumental; mp3 only; can be downloaded on website)
2. Video: 10 Second Countdown_031019
3. Video: Minions (12:38-13:25; <https://www.youtube.com/watch?v=ijsLsSmg51c>)
4. Slide: JESUS WANTS TO BE CLOSE TO US (Type in large, bold font so it fills up the screen)
5. [Video: God's Story / The Last Supper](#)
6. Video: New 10-Minute Timer (KC/SM media videos songs>videos>countdowns)
7. Video: New 10-Minute Timer (KC/SM media videos songs>videos>countdowns)
8. Slide: JESUS WANTS TO BE CLOSE TO US (Type in large, bold font so it fills up the screen)
9. Image: Washing feet
10. Slide: Psalm 145:18 The Lord is near to all who call on him, to all who call on him and truly mean it.
11. [Music Video: Time to Dance](#)
12. [Music Video: More Like You Are](#)