



# 3rd-5th

APRIL 6-7, 2019

## NEED TO KNOW

- **New lesson changes ahead!** We're finalizing the new lesson format, so make sure to look through the whole lesson plan and familiarize yourself with the new look. Don't worry though—the structure of the hour is still the same.

## LARGE GROUP | 15 Minutes

- Introduce today's big idea, **Jesus Wants To Be Close To Us** through the story of **The Last Supper**.
- Scripture: Matthew 26:17-30, John 13-16

## GAME TIME | 10 Minutes

- Play a "Connection Web" game by creating a giant yarn web as a group.

## COOL DOWN | 10 Minutes

- Transition and cool down by creating an ideal dinner, and discussing how we stay close to others, and to Jesus.

## LARGE GROUP | 15 Minutes

- Respond to today's big idea through worship and prayer.
- Practice this month's memory verse: **Psalm 145:18 The Lord is near to all who call on him, to all who call on him and truly mean it.**

## SMALL GROUP | 15+ Minutes

- Personally connect with kids and apply the story to their lives by creating a paper chain link craft.

LARGE  
GROUP

GAME  
TIME

COOL  
DOWN

LARGE  
GROUP

SMALL  
GROUP

### NEED TO KNOW

**Big Idea:** Jesus wants to be close to us.

**Time:** 15 minutes

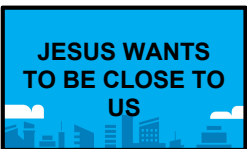

**Supplies:** None

### EXPECTATIONS

**Say:** Welcome to Kids' Club, we're so glad to have you here! We want this to be a **safe** and **fun** place for you. To do that, let's all commit to doing a few things:

- Show respect to each other
- Listen when someone else is speaking
- Have fun!

### THE BIG IDEA | 5 Minutes



- **Play the 10-Second Countdown Timer** to help direct kids attention as you begin Large Group.
- **Say:** Today we're talking about being close to Jesus. Who are you guys close to? (Let kids respond.) Someone I'm close to is.... *(Share an example of someone you're close to, and what you do to spend time together.)*
- **Say:** There are all kinds of ways we stay connected to our friends or family. We might hang with them in person, talk on the phone, play video games with them online, or text.
- **Say:** Let's watch a funny clip about some minions who are really close to each other....maybe TOO close!
- **Video: Minions**
- **Say:** That was a funny example, but it's definitely important to stay connected to others. And especially Jesus!
- **(Click to show Big Idea slide)** So here's today's BIG IDEA: **Jesus wants to be close to us.**

### THE LAST SUPPER | 10 Minutes



- **Say:** Jesus wants us to stay close to us in all kinds of ways. In fact, right before Jesus died and came back to life, he had one last dinner with his disciples. We call it the Last Supper. It was a chance for Jesus to remind his friends of some ways to follow him and stay close to him, even though he was about to go to heaven.
- **Say:** Let's watch a video about the ways Jesus taught his disciples to stay connected to him. As you watch, see if you can find at least ONE way we can stay close to Jesus.
- **Video: God's Story / The Last Supper**
- **Ask:** Jesus has given us so many ways we can be close to him. Who remembers some of the ways we can stay connected? (Let kids respond.)
- **Say:** Yes! We can be close to Jesus by acting like him and serving other people, obeying him, and asking the Holy Spirit to help us act like Jesus. We can also talk and listen to Jesus by spending time praying. He even prayed for his disciples, to make sure they knew that praying is just talking to God!

LARGE  
GROUP

GAME  
TIME

COOL  
DOWN

LARGE  
GROUP

SMALL  
GROUP

### NEED TO KNOW

**Time:** 10 minutes

**Video:** 10-Minute Countdown  
Timer

### SUPPLIES

- Bundle of yarn (1 per small group, reused)

### PREPARE



10:00

- Start the **10-Minute Countdown Timer**
- Split kids into **small groups**.

### CONNECTION WEB | 10 Minutes

- **Say:** Jesus wants to be close to us. Let's play a game that will connect us all together and practice being close in a funny way!
- Give one kid a **bundle of yarn**. He/she should hold the end of the yarn, and share their favorite place to eat or favorite food, then toss it to someone else across the circle.
- That kid now has to hold the yarn, share their answer, and toss it to another kid.
- Kids continue creating a web until every kid has gotten a turn to hold the yarn (you should NOT need to use the whole bundle of yarn; once the web is done, cut it off the bundle and make sure to return the bundle for the next service to use).
- If there's time left after the yarn is used up, try these challenges with the group:
  - While holding the finished yarn web, have the whole group:
    - Move slowly from one side of the room to another.
    - Lift up the yarn web as high as they can, then lower it all the way to the ground.
    - Rotate in a circle in different ways like skipping, walking backward or sideways, hopping on one foot, etc.

**If you have a smaller group of kids:** let them keep throwing the yarn to each other two times so kids have to hold multiple points of yarn (but do NOT use up the whole ball of yarn, next service will need it).

LARGE  
GROUP

GAME  
TIME

COOL  
DOWN

LARGE  
GROUP

SMALL  
GROUP

## NEED TO KNOW

**Time:** 10 minutes

**Video:** 10-Minute Countdown  
Timer

## SUPPLIES

- Large piece of tear off paper (1 per small group)
- Markers (1 per kid)

## PREPARE



- Start the **10-Minute Countdown Timer**
- Split into **small groups**.

## DINNER TIME | 10 Minutes

### Ask:

- How were we connected in that game?
- How do you stay close to people in real life?
- Have you ever had a friend or family member live far away? How do you stay close to them?

### Do:

- Grab a **large piece of tear-off paper** so that each kid has space to draw, and give each kid a **marker**.
  - Pretend that this paper is a tablecloth, and we're going to have "dinner"!
  - Have kids draw an image of their perfect meal (if they could have anything for their "Last Supper", what would it be?)
  - Next, draw the names or images of people they would most want to invite to join them at their ideal dinner.
- Share drawings and names, and if there's time discuss further:
  - What would you do or talk about at your last meal? Why?
  - What would it be like if Jesus were at this meal? What might you talk about?



**NEED TO KNOW**

**Big Idea:** Jesus wants to be close to us.

**Time:** 15 minutes

**Supplies:** None

**PRESENTER TIPS**

Instead of yelling “Stop!” or “Quiet!” when kids are getting disruptive, try a phrase that will redirect their attention to you:

- Clap once if you can hear me! Clap twice if you can hear me!
- If you can hear my voice, touch your nose! If you can hear my voice, give someone a high five!
- Try this: whispering instead of yelling!

**THE BIG IDEA | 5 Minutes**



- **Ask:** Jesus gave some really cool examples of how we can be close to him, even when he’s not physically here with us. Does anyone remember them from the video? (Let kids respond, then review with images.)
- **(Image: Washing feet)** Jesus washed the disciples feet. Even though he’s our rescuer, king and all powerful God, he lowered himself and served others, and he wants US to do the same.
- **(Image: Vine and branches)** He gave an example of what it looks like when we’re close to him. It’s like he’s this vine, and we are all the little branches!
- **(Image: Communion)** We can remember how Jesus died to rescue us through something called communion. Let’s check out a video to see more of what that means.
- **Video: What, How, Why / Communion**
- **Say:** Communion is a really cool way that we can stay connected to Jesus, by remembering how he died for us, and took the punishment that we deserve. And He did that because he LOVES us.

**RESPOND AND WORSHIP | 10 Minutes**

Psalm 145:18 The Lord is near to all who call on him, to all who call on him and truly mean it.



- **Say:** Let’s check out a verse that we’ll be learning through the whole month. (Call on a kid to read it out loud.)
- **Slide: Psalm 145:18 The Lord is near to all who call on him, to all who call on him and truly mean it.**
- **Say:** Remember, these are God’s own words, so we know that they are completely true, and always will be! And even though he’s not physically in front of us, Jesus has promised that he can always hear us and speak to us, no matter what where we are.
- **Say:** We can share our most important thoughts, worries and hopes with God. He loves us so much that he wants to hear about everything that is going on in our lives! Let’s talk to him now, and practice being close to him.
- **Pray:** Thank Jesus for teaching us how to act like him and be connected with him. Then ask him to speak to the kids. Sit quietly for a moment.
- **Say:** Now let’s celebrate with some worship! You can stay seated for this one, and listen to this song that’s all about how Jesus gives us the power to overcome hard things in our life.
- **Music Video: Mandisa / Overcomer**

LARGE  
GROUP

GAME  
TIME

COOL  
DOWN

LARGE  
GROUP

SMALL  
GROUP

### CONNECTION QUESTION

Go around the group and let every kid answer this question:

**What's your favorite thing to do with friends?**

### SUPPLIES

- Paper chain template (1 per kid)
- Markers (1 set per group)
- Scissors (1 set per group)
- Glue Sticks (1 set per group)
- Stapler (1 per group)

### KNOW IT | 5 minutes

- What happened in today's story? (Review the main events.)
- What are some ways Jesus said that we can be close to him?
- What are ways that you stay close to people who are far away?
- Discuss the Holy Spirit:
  - What's the Holy Spirit? Why did Jesus send it to us? How does it help us be close to Him?
  - Why do you think Jesus called it the "helper"? How does the Holy Spirit "help" us? (The Holy Spirit guides us, teaches us, supports us, and helps us remain close to Jesus!)
- What's your favorite way to be close to Jesus?

### DO IT | 10 Minutes

#### Tell kids we're each going to make a paper chain link!

- Hand each kid **a paper chain template**. Set out **markers, scissors and glue sticks**.
- Tell kids to cut out their strips along the dotted lines. Some of the strips have designs to color in, and some of them are blank. On the blank strips, write or draw an example of how they can connect with Jesus on each strip of paper. Encourage them to be specific, and remind them of the types of ways we spend time with Jesus:
  - serving/loving others
  - obeying God
  - talking and listening to Jesus
  - worshipping him
  - following Jesus and living like him
  - reading the Bible
  - taking communion
  - coming to Kids' Club
- After they've written/drawn their answers (and decorated/colored, if they want), show them how to create a paper chain link: Connect all the strips together by gluing one end of the paper to the other end, creating a circle. Then put the second strip of paper through the circle, and glue it together to create a second circle. Continue with all strips.
- Use a **stapler** to secure any paper strips that aren't glued well enough.



### EXTRA TIME?

- Give kids **a maze, or a word-search activity sheet** to work on until their parents pick them up.



### connect questions

Tell me about the Last Supper. How can we stay close to Jesus?

### lesson supplies

#### LARGE GROUP

Item	Usage	Details	Provided by
Adventure Bible	1 per large group, reused	<a href="http://Biblesbythe Case.com">Biblesbythe Case.com</a>	site

#### GAME TIME | Played in small groups

Item	Usage	Details	Provided by
Bundle of yarn	1 skein per group, reused	Include a few extra balls for sites with multiple services	KC National

#### COOL DOWN TIME | Played in small groups


Item	Usage	Details	Provided by
Large piece of tear off paper	1 per group		site
Markers	1 set per group		site

#### SMALL GROUP

Item	Usage	Details	Provided by
Maze sheet - Last Supper	Quantity determined by site.	8.5x11 paper, black & white, Page 8	site
Word search sheet - Last Supper	Quantity determined by site.	8.5x11 paper, black & white, Page 9	site
Markers	1 set per group		site
Paper chain template	1 per kid	11x17 paper, black and white, <a href="#">LINK</a>	site
Glue sticks	1 set per group		site
Scissors	1 per kid		site
Stapler	1 per group		site

name

---





name

---

O X A X V D K R P O N Z U O Y  
S O N T A C V E M I T S Z Q K  
X U B T T Z S U A W C K H Q P  
J H P W Q F I C Y T P N O J I  
S M X P D V Z S P K P V L Y H  
B D X K E A M E Q D R H O D F  
T K J R P R Z R Z J Z R F G R  
M Y A J E S U S D V E K I N I  
G Q G Q C A I O X N V E C X E  
X Y L J Y H N C N H B H W J N  
B R A X G I X I G U C A A E D  
J H D X P M D X Z H P T V A S  
R N S K T H V D H I Q R Y Y M  
C S E L P I C S I D E W N U J  
T D F N W Q E C B S Q A Y F L

JESUS  
DISCIPLES  
FRIENDS  
TIME  
SUPPER  
DINNER  
SERVE  
RESCUER

# A/V needs

3rd-5th



1. KC Logo Slide: for when kids enter the room (All that You Need instrumental; mp3 only; can be downloaded on website)
2. Video: 10 Second Countdown\_031019
3. Video: Minions (12:38-13:25; <https://www.youtube.com/watch?v=ijsLsSmg51c>)
4. Slide: JESUS WANTS TO BE CLOSE TO US (Type in large, bold font so it fills up the screen)
5. [Video: God's Story / The Last Supper](#)
6. Video: New 10-Minute Timer ((KC/SM media videos songs>videos>countdowns)
7. Video: New 10-Minute Timer (KC/SM media videos songs>videos>countdowns)
8. Image: Washing feet
9. Image: Vine and branches
10. Image: Communion
11. Video: What, How, Why / Communion (in process)
12. Slide: Psalm 145:18 The Lord is near to all who call on him, to all who call on him and truly mean it.
13. [Music Video: Mandisa / Overcomer](#)