


# Kinder-2nd



## March 21/22, 2020

### NEED TO KNOW



This is the first week of a **special five-week series!** Kids and adults will experience content filmed on location in Israel, and we'll be exploring real stories, characters and places that bring the Bible to life in a language kids understand.

### LARGE GROUP | 20 minutes

Start Large Group about 10 minutes into the service. Introduce the Big Idea, ***We can trust the Bible,*** and tell the story of ***The Bible.***

### ACTIVITY 1 | 10 minutes

Play an active game of Real or Not Real?

### ACTIVITY 2 | 10 minutes

Build a fort and pretend to live like people in the Bible might have lived!

### ACTIVITY 3 | 15+ minutes

Create a story about yourself, like people in the Bible wrote about themselves.


## LARGE GROUP

### ACTIVITY 1

### ACTIVITY 2

### ACTIVITY 3

## S.A.F.E. | 1 minute



- **Video: 10 Second Countdown (1 minute)**

**SAY** Welcome to Kids' Club, I'm so glad you're all here! We want Kids' Club to be a fun, safe and welcoming place for everyone. Let's watch a video to see how we can do that!



- **Video: S.A.F.E / Everyone is Welcome! (30 seconds)**

## LARGE GROUP | 15 minutes

**SAY** Do you all know where you were born? Do you remember the places you've lived, or the home you grew up in? How do you know that was a real place? How about your school, or friends' houses, or your favorite place to play? Are those real? Of course! We can feel and touch and experience these things up close. We've actually BEEN to those places.

**SAY** So what about Jesus? Where was HE born? Where did he grow up? Where do you think he liked to play? How do we know THAT'S a real place? Because guess what...*IT IS!* Jesus grew up in a town called Nazareth, and he played there, and maybe got his knees scraped there, and went to school there! And we can hear all about the real things he did, and the real places he went, by reading the Bible.

**SAY** For the next five weeks, we're doing a special series that's all about Jesus, and the real, true things that he did. We'll see videos that were filmed in REAL PLACES that Jesus went! Let's take a look.



- **Video: Real Encounters 3: Week 1 Intro**

**SAY** So how do we know all this stuff in the Bible is actually real, and not just a made up story? Because guess what? The Bible is not a fairy tale or a superhero comic book. It's full of God's own words, and true things that really happened. Let's check out a video to find out more!



- **Video: God's Story / The Bible (4 minutes)**

**SAY** (Hold up the **Bible** as you speak.) Isn't that amazing? God loves us so much, that he gave us the Bible to tell us about all the incredible things he's done for us, and to show us how much he loves us. We can actually read about real people that went through things just like we go through today! So here's our big idea:

## LARGE GROUP

## ACTIVITY 1

## ACTIVITY 2

## ACTIVITY 3

## SUPPLIES

- Bible

## RESPONSE TIME | 5 minutes

**We can trust the Bible**



- ***Slide: We can trust the Bible***

**SAY** We can trust the Bible because it comes from God. And everything God tells us is good and true, because HE is good and true! The Bible is filled with words and stories that help us know what to do when we're scared, sad, lonely or angry. It helps us understand who Jesus is, and how we can be like him. In the Bible, God tells us over and over again how much he loves us, and that he'll always be with us no matter what.

**SAY** Let's check out a verse that we'll hear for the next month! It's about Jesus, and how he's the same TODAY as he was thousands of years ago.

**Hebrews 13:8**



- ***Slide: Hebrews 13:8 Jesus Christ is the same yesterday and today and forever.***

**PRAY** God, thank you for everything you've given us. Thank you for speaking to us, and giving us words to read about the real people who have followed you. We love you, and please speak to us today.

**SAY** Let's worship Jesus now, and celebrate that he's real, and he loves us!



- ***Music Video: You Are (3 minutes)***



- ***Music Video: Dance Laugh Love (3 minutes)***

## SUPPLIES

- None

## PREPARE

10:00

- Stay in **one large group**.
  - **Video: 10-Minute Countdown Timer**
- Prepare to show **slides in the keynote presentation**.

## REAL, OR NOT REAL? | 10 minutes

**SAY** Today we're talking about the Bible, and how it's full of places and people that are REAL. We're going to play a game and see if you can tell the difference between places, people and things that are real, and NOT real!

- For each command below, you call out a real, or not real, place, person or thing. If kids think it's real and actually exists in real life, they should stand up and jump and say REAL. If they think it's made up, they should lay on their back, cross their arms and say NOT REAL
- Call out the following: Real...or not real?
  - New York City (real)
  - Bikini Bottom (not real)
  - Galilee (real-this is a place where Jesus lived and did miracles)
  - A planet made of cheese (not real)
  - The Dead Sea (real-this is a sea near Jesus' home where the water is so salty, that you float on top of it!)
  - The Garden of Eden (real-this is where God first created Adam and Eve)

**SAY** Remember: the Bible is real and true, and the people in Bible stories really lived! They did everyday things just like us, they tried to follow God, and sometimes they messed up and made mistakes too. But no matter what happened, God loved them, just like he loves us.

## SUPPLIES

- Large piece of tear off paper (1 or more per group)
- Roll of masking tape (1 per leader)
- Paper plates (1 per kid, reused)
- Paper (1 piece per kid)
- Markers

## PREPARE

10:00

- Split into *small groups*.
  - **Video: 10-Minute Countdown Timer**
- Tear off large pieces of tear off paper for each group before starting this activity. Prepare to have your group gather in an area with tables, chairs or other objects that will be good for fort-building!

## IMAGINE IT! | 10 minutes

**SAY** Let's imagine what it was like to live thousands of years ago, with the Israelites! What do you think they ate? How did they play? Where did they live? What was their church like? (Let kids imagine and speculate a little bit.) Israelites didn't always live in a house with walls and doors like we do today. They might have lived in a tent, and moved around during different times of year! Let's make our own tent!

- Prepare a **large piece of tear off paper** (you might need **a few pieces** if your group is especially big) and **roll of masking tape**. Gather your group in a area with a table, chairs, or any other items that can be used to build a fort/tent.
- Let the kids help decide where they want the tent to go, and how to make it. You can have part of it be under a table, or have the roof be all paper taped between chairs, etc. Have fun and think like a kid!
- Once you've built a basic fort/tent big enough for all the kids in your group to fit under, have everyone sit in it, and enjoy pretending to be Israelites:
  - Give each kid a **paper plate** and let kids pretend to eat food. Have them imagine and decide what type of food they're eating, and what kind of food they think Israelite kids ate.
  - Pass out **paper and markers**, and let kids draw pictures of kids in the Bible. They don't have to draw anyone specific, just let them imagine what those kids might look like!

## SUPPLIES

- Cover page (1 per kid)- these are printed on colored paper
- Book page (1 per kid)
- Markers
- Stapler (1 or more per or table)
- Bible (1 for every 3 kids)

## DO IT

- Is the Bible true, or false? Is it full of true stories, or made up stories?
- Does anyone have a favorite story you've read or heard from the Bible?
- What do you think kids' school was like in Jesus' time? What games do you think they played? What was church like for them?

## KNOW IT

**SAY** The Bible is a real book full of real stories! Let's create our own story about ourselves, kind of like how the people in the Bible wrote stories about themselves!

- Give each kid **one cover page and one book page** and set out **markers**.
- Show the kids how to **fold** their "book," then go through each numbered page as a group, and let kids draw the following prompts on each:
- **Page 1:** Draw your favorite food, favorite animal or any other favorite things.
- **Page 2:** Draw a picture of your home
- **Page 3:** Draw your family and friends
- **Page 4:** Draw something cool or fun that's happened to you that you would want to tell others about.
- Once kids are done, help them **staple** the two pages together (so that the cover page is on the outside). Let them write their name on the cover and decorate it!

### EXPLORE THE BIBLE

- Take some time to explore the Bible with kids, and let them physically see and feel what a Bible is.
- There's one Bible for every three kids, so there are enough for you to pass around the group, and let kids open it up, feel the pages, look at the words, see what a verse is, etc.
- For this age group, there is no expectation for kids to be able to read or look up specific verses. Just take this time to show kids what the Bible is, and maybe point out things in it if you want (if they want to do more, help them out!)
- Extra time? Give kids a **maze or a word-search activity sheet**.

# Kinder-2nd

March 21/22, 2020



## lesson NEEDS



**Big Idea:** We can trust the Bible, Tell me about the Bible.

### LARGE GROUP

Item	Usage	Details	Provided by
Bible	1 per room, reused		site

### ACTIVITY 1 | Played in one large group

Item	Usage	Details	Provided by
No supplies required			

### ACTIVITY 2 | Played in small groups


Item	Usage	Details	Provided by
Large piece of tear off paper	At least 1 per small group (more might be needed depending on group)		site
Roll of masking tape	1 per leader, reused		site
Paper plate	1 per kid, reused	<a href="#">Amazon. 6 inch</a>	KC Site Support
Paper	1 piece per kid	8x11 copy paper	site
Markers			site

### ACTIVITY 3 | Done individually

Item	Usage	Details	Provided by
Coloring/Maze/Word search sheet - Bible	Quantity determined by site.	8.5x11 paper, black & white, Page 8/9/10	site
Markers	Quantity determined by site.		site
Book page	1 per kid	8.5x11 paper, color, double sided, Page 11-12	site
Cover page	1 per kid	black & white, Page 13, printed on COLORED paper	KC Site Support to send paper, site to print
Stapler	1 per group of 6 kids (or per table), reused		site
Adventure Bible for Early Readers	1 for every <b>3 kids</b> , reused	biblesbythecase.com	site

name

---



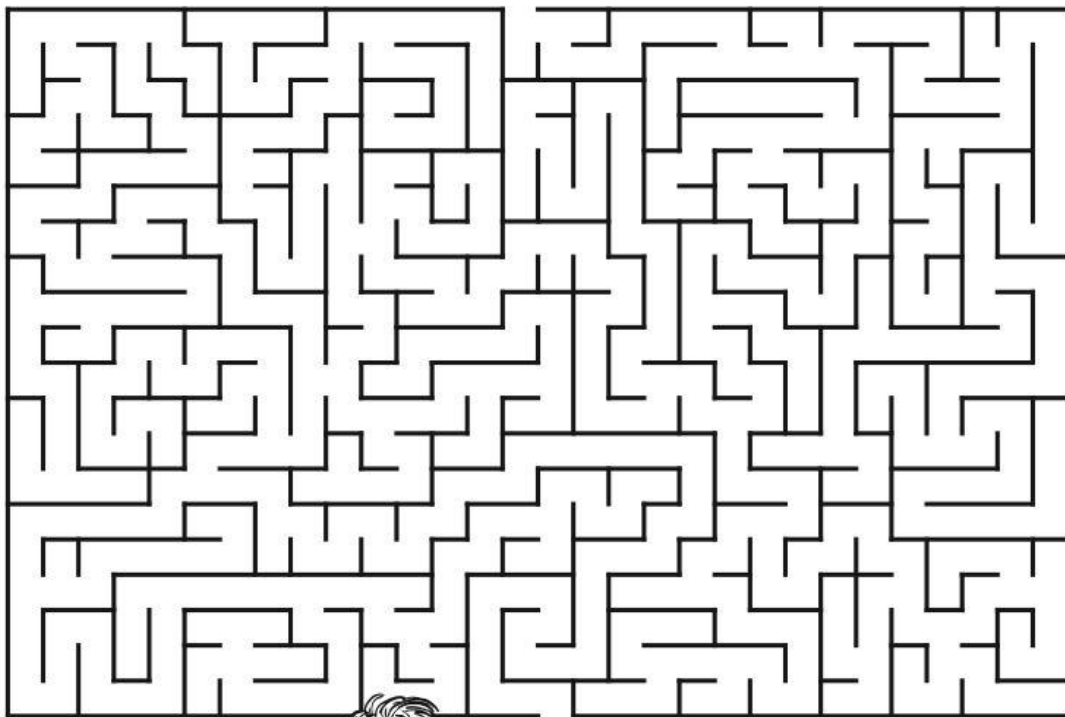


name \_\_\_\_\_


# **"I AM" THE LIGHT OF THE WORLD**

Follow Jesus, the Light of the World

START



FINISH



© SharefaithKids. All Rights Reserved. Reproduction or Reselling forbidden. Not for use without an active SharefaithKids subscription.

# name

## People of the Bible

K	Q	F	Q	N	I	V	S	H	D	R	A	M	B	G
E	M	C	O	K	O	G	R	A	Z	N	X	L	M	H
E	V	P	Y	J	A	M	H	J	M	Q	E	Z	N	S
R	L	P	A	B	A	J	O	I	M	S	I	Z	D	T
S	S	M	R	N	B	Y	G	L	A	A	O	J	A	R
D	E	I	J	O	R	N	F	E	O	N	R	N	V	E
S	E	S	T	A	A	B	T	Y	U	S	H	Y	I	T
L	K	H	O	H	H	S	U	S	E	J	Y	Q	D	E
L	H	A	J	M	A	Q	W	T	U	E	H	Q	M	P
E	P	X	H	N	M	D	P	B	P	P	V	A	V	I
J	O	S	H	U	A	A	D	A	E	V	D	E	X	E
Z	H	R	M	J	U	K	W	S	U	A	C	D	X	A
J	O	H	N	L	T	T	O	W	E	H	T	T	A	M
U	L	H	T	U	R	J	G	B	N	P	D	L	P	C
T	Q	F	R	V	F	K	S	J	Y	J	T	T	O	I

ABRAHAM	ADAM	DAVID
ELIJAH	EVE	GABRIEL
JAMES	JESUS	JOHN
JOSEPH	JOSHUA	MARY
MATTHEW	MOSES	NOAH
PAUL	PETER	RUTH
SAMSON	SOLOMON	

[www.hsm4kids.com](http://www.hsm4kids.com)


**Draw your favorite food, favorite animal or any other favorite things.**

**Draw a picture of your home**

**Draw your family and friends**

**Draw something cool or fun that's happened to you that you would want to tell others about.**

**Name:** \_\_\_\_\_



**The Bible is full of real  
stories about real  
people, just like US!  
Here are some real  
facts about myself!**

# Kinder-2nd

March 21/22, 2020



## NEEDS



1. KC Logo Slide: for when kids enter the room (All that You Need instrumental; mp3 only; can be downloaded on website)
2. Video: 10 Second Countdown\_032220
3. Video: SAFE Everyone is welcome (v4)
4. Video: Real Encounters 3: Week 1 Intro
5. Video: God's Story / The Bible
6. Slide: We can trust the Bible
7. Slide: Hebrews 13:8 Jesus Christ is the same yesterday and today and forever.
8. Music Video: You Are (3 minutes)
9. Music Video: Dance Laugh Love (3 minutes)
10. Slide: New York City (real)
11. Slide: Bikini Bottom (not real)
12. Slide: Galilee (real-this is a place where Jesus lived and did miracles)
13. Slide: A planet made of cheese (not real)
14. Slide: The Dead Sea (real-this is a sea near Jesus' home where the water is so salty, that you float on top of it!)
15. Slide: The Garden of Eden (real-this is where God first created Adam and Eve)
16. Video: 10-Minute Countdown Timer