


Preschool



March 14/15,
2020

STORY AND SCRIPTURE



Jesus Walks on Water (Week 1 of 2)

NEED TO KNOW

Keep in mind, kids might not be perfectly engaged during small group. Do your best to engage every kid, but don't let redirecting take the place of reviewing the story. You may be surprised at what they pick up...even if they appear to be disengaged!

FREE PLAY | 15 minutes

Spend time connecting with kids as they play.

GET READY | 5 minutes

Help kids prepare for Large Group by learning today's Big Idea and doing motions to go along with today's story.

LARGE GROUP | 20 minutes

Hear a Bible story, do motions to go along with today's big idea, and worship God with singing and dancing!

SMALL GROUP | 15+ minutes

Connect with kids by reviewing today's story, and engage them with hands on play and crafts.

FREE PLAY

GET READY

LARGE GROUP

SMALL GROUP

CLEAN UP | 1 minute

- Clean up when the presenter gives you a **5 minute warning** (about 15 minutes into the service).
- It's clean up time! Let's all clean up while I count down from 10 to 1. Ready, set....go!
- Slowly countdown from 10 to 1 until kids have cleaned up toys. Then circle up on the floor, or line up at the door.

BIG IDEA | 1 minute

SAY Today we'll learn that ***Jesus makes us brave!*** Let's do these motion and say ***Jesus makes us brave!***

- ***Jesus (point up, OR, put an index finger to the middle of each palm)***
- ***Makes us (point to self)***
- ***Brave (do a strong pose)***

GET READY | 3 minutes

Line up. Then tell kids today's story is all how Jesus wants us to be brave. Let's practice that right now. (Give the kids funny, easy "dares"):

- I dare you to.... !
- Lick your elbow !
- Rub your tummy and pat your head!
- Say, "Sally sells seashells by the seashore" as fast as you can!
- Freeze in place!
- Swim like a shark!
- Jump as HIGH as you can!
- Count down from ten backwards (help kids with this)
- Make no sound for 5 seconds (count down for them)

FREE PLAY

GET READY

LARGE GROUP

SMALL GROUP

HOPS | 1 minute

SAY Hey everyone, I'm so glad to see you! Before we get started, I want you to meet my friend HOPS. She's going to show us how we can act in Kids' Club!

- **Video: HOPS / Put Your Listening Ears On! (1 minute)**

GOD'S STORY | 5 minutes

SAY This is God's story. Out of ALL the stories in the world, this is the most important. Do you know what it's called? (The Bible!) It's God's Rescue plan! It shows us how He rescued us from all the wrong things in the world. **Show kids the Bible.**



SAY In the beginning, God made the whole world and everything in it, and it was GOOD. Let's all say, "It was good!" **Make a big world with your arms.**



SAY God made all the water in the oceans, and rivers, and lakes. Let's pretend to swim in the water! **Pretend to swim.**



SAY God made all the dirt and trees and flowers. Let's pat the ground and feel the dirt in our hands! Now put your arms up and be a tree! **Pat the ground or pretend to be a tree.**



SAY God made all kinds of animals, like birds! Let's pretend to flap our wings and fly like a bird! **Pretend to fly like a bird.**



SAY Then God made two people: Adam and Eve. They got to live in a beautiful garden, and walk and talk with God. And it was GOOD. **Hold up two fingers.**



SAY But THEN, something very, VERY sad happened. A snake tricked Adam and Eve, and they disobeyed God. Then, all the wrong things came into the world, like sickness, and sadness and death. Show me your sad face. **Make a SSSSS sound and slither like a snake.**



SAY Even though Adam and Eve disobeyed God, God loved them anyway! He planned a great rescue so that Adam and Eve, and you and me, could be close to God again! Do you know who the Rescuer is? Jesus! **Let's say JESUS!**

BIG IDEA | 1 minute

SAY *Jesus makes us brave!* Let's do these motion and say *Jesus makes us brave!*

- *Jesus (point up, OR, put an index finger to the middle of each palm)*
- *Makes us (point to self)*
- *Brave (do a strong pose)*

TELL THE STORY | 10 minutes

SAY Today we're talking about being BRAVE. When we're brave, we trust that God will help us...instead of getting scared. Let's practice! Close your eyes really tight! Pretend it's really dark out. But instead of getting scared, let's say, "I can trust God!" (Count 1-2-3.) "I can trust God!" Great job! Let's try another one. Tickle one arm with your other hand (model). Pretend it's a spider. Eeeek! But instead of getting scared, let's say, "I can trust God!" (Count 1-2-3.) "I can trust God!" Awesome!

SAY One more: Let's pretend there's a storm. Drum on the ground with your hands like this (model). Let's say BOOM to pretend there's thunder (while you keep drumming, say: "Boom!") Whew, that was loud. But instead of getting scared, let's say, "I can trust God!" (Count 1-2-3.) "I can trust God!" Great job everybody.

- **[Video Loop: Stormy Sea](#)**

SAY One day, Jesus and his followers were caught in a storm. They were in a boat, and the waves were really high! Let's all pretend like we're in a boat out on the sea, and there's a BIG storm all around us! (*Pretend to be scared, and rock back and forth like you're in a boat.*)

SAY Even though it was probably really scary out on the water, Jesus did something amazing...he walked on top of the water! Right in the middle of the storm. Then, he told Peter to walk on the water with him. We're going to watch a video about what happened, and see if Peter made a brave choice. As we watch, see if you can figure out the brave thing Peter did.

- **[Video: God's Story / Peter Walks on Water](#)**

SAY Wow, so Peter walked on water, just like Jesus! Raise your hand if you think that was brave. (Let kids respond.) That was definitely brave because usually, if we get out of a boat...we sink! That would be so scary! But Peter knew that Jesus would help him, so he didn't have to be scared.

SAY The best part is, Jesus wants us to be brave too. Next time you feel scared or get ready to do something new or hard, YOU can be brave too. You can say, "I can trust God!" Let's say it together one more time, AS LOUD AS WE CAN. Ready? 1-2-3: "I can trust God!"

FREE PLAY

GET READY

LARGE GROUP

SMALL GROUP

PRAY + WORSHIP | 5 minutes

SAY Now it's time to pray to God. When we pray, that means we talk to him, and he actually LISTENS to us, and hears our words! So let's talk to God right now. Close your eyes, and say these words after me.

PRAY Hi God! Thanks for helping Peter be brave. Thanks for helping me be brave. Thank you that I can trust you. I love you. In Jesus' name, A-men!

SAY Now it's time to worship Jesus! That means we sing and dance and tell him how much we love him. Everybody stand up and sing as loud as you can!

- ***Music Video: Be Strong (3 minutes)***
- ***Music Video: Come with Me (3 minutes)***
- ***Music Video: Let All That I Am Praise the Lord (3 minutes)***

FREE PLAY

GET READY

LARGE GROUP

SMALL GROUP

SUPPLIES

- Jesus image (1 per kid)
- Peter image (1 per kid)
- Craft sticks (2 per kid)
- Blue tablecloth (1 per table)
- Scotch tape
- Markers/crayons

STORY TIME

- What did Peter do that was brave? (he walked on water) What happened when he got out of the boat? (he walked to Jesus and started to fall, but then Jesus helped him back up)
- Why wasn't it scary? (Jesus was helping him) Why can we be brave? (Jesus helps us too!)
- When do you want to be brave this week? (help kids think of things they are afraid of like storms, darkness, spiders, loud noises, scraping your knee, somebody scary on TV, etc.—and practice saying “I can trust God!”)

SNACK TIME

Pass out the **snack**, and let kids eat at tables. This is a time to personally connect with kids and find out about their day, not just focusing on the story.

ASK Tell me about your day. What's your favorite (blank)? Who do you live with?

CREATE AND PLAY

PLAY

- Give each kid a ***Peter image, a Jesus image and 2 popsicle sticks.***
- Set out ***markers and a blue plastic tablecloth*** on each table.
 - Let kids color Peter and Jesus, and help them tape him to the popsicle sticks to create puppets.
 - Then let them make Peter and Jesus “walk” on the blue tablecloth, as if it's the water they're walking on! Practice retelling the story to each other, and letting them play with the puppets.
- Give kids a ***coloring page or activity sheet*** until their parents pick them up.



lesson NEEDS



Big Idea: Jesus makes us brave, Tell me about Jesus and Peter.

GET READY Played in one large group			
Item	Usage	Details	Provided by
None			

LARGE GROUP			
Item	Usage	Details	Provided by
Jesus Storybook Bible	1 per large group, reused	BiblesbytheCase.com	site

SMALL GROUP			
Item	Usage	Details	Provided by
Coloring/activity sheet - Jesus walks on water	Quantity determined by site.	8.5x11 paper, black & white, Page 8/9	site
Markers/crayons	1 per kid, reused		site
Peter Image	1 per kid	8.5x11 cardstock, cut into fourths, black and white, Page 10	site
Jesus Image	1 per kid	8.5x11 cardstock, cut into fourths, black and white, Page 11	site
Craft stick	2 per kid	Discount School Supply, regular or large size	KC Site Support
Scotch Tape	1 per volunteer	Scotch tape	site
Blue tablecloth	1 per table, reused	Oriental Trading	KC Site Support

name




Tell me about Peter.

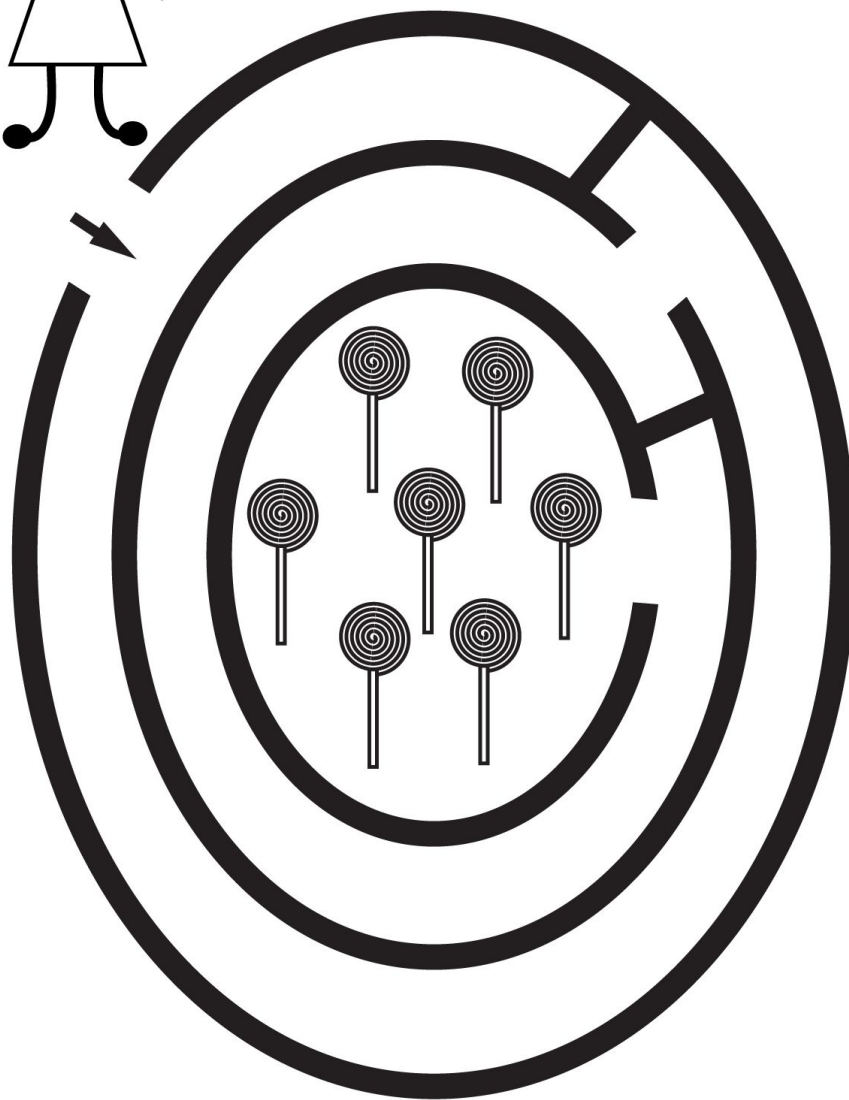
How did he walk on water?

Read more about this week's story in Matthew 14:22-33.

name



Help the girl
find her candies.



Copyright © 2013 www.worksheetfun.com All rights reserved





Preschool

MARCH 14/15, 2020



a/v

NEEDS



1. Song slide: for when kids enter the room (All that You Need instrumental; mp3 only; can be downloaded on website)
2. Video: HOPS / Put Your Listening Ears On!
3. Video Loop: Stormy Sea
4. Video: God's Story / Peter Walks on Water
5. Music Video: Be Strong (3 minutes)
6. Music Video: Come with Me (3 minutes)
7. Music Video: Let All That I Am Praise the Lord (3 minutes)