


# Kinder-2nd



March 14/15, 2020

## NEED TO KNOW



Set up supplies BEFORE kids arrive to maximize relationship time, and to make transition times easier and more efficient when you break into small groups.

## LARGE GROUP | 20 minutes

Start Large Group about 10 minutes into the service. Introduce the Big Idea, *Jesus makes us brave*, and tell the story of *Jesus walks on water*. Find the Bible story in *Matthew 14:22-33*.

## ACTIVITY 1 | 10 minutes

Play a fun sharks and boats game to help imagine the story!

## ACTIVITY 2 | 10 minutes

Do some “dares” to think about what it’s like to do scary things, and be brave!

## ACTIVITY 3 | 15+ minutes

Create a Jesus and Peter wave craft.

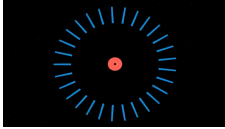
## LARGE GROUP

### ACTIVITY 1

### ACTIVITY 2

### ACTIVITY 3

## S.A.F.E. | 1 minute



- **Video: 10 Second Countdown (1 minute)**

**SAY** Welcome to Kids' Club, I'm so glad you're all here! We want Kids' Club to be a fun, safe and welcoming place for everyone. Let's watch a video to see how we can do that!



- **Video: S.A.F.E / Everyone is Welcome! (30 seconds)**

## LARGE GROUP | 15 minutes

**SAY** Raise your hand if you've experienced something scary. (Let kids respond.) Yep, me too. We ALL go through scary things! Things that make us afraid or worried. Let's check out a movie clip of a character who gets stuck out in the middle of the ocean when a huge storm rolls in. As you watch, imagine what it would be like to go through this!



- **Video: Moana / Lost on the Ocean**

**SAY** Has anyone ever been in a storm on the water? (Let kids respond.) Well, when it happened to Peter and the disciples, they were pretty worried. They were out in the middle of the Sea of Galilee, and there were HUGE waves and *really* strong winds.

**SAY** What's even worse, is they didn't have a fancy boat with a motor and life jackets. They had a small, simple fishing boat, and it probably looked like this... (Click to show image of a boat.) Imagine riding in *that* during a storm!

**SAY** We're going to watch a video now, and see what happened next. As you watch, pay attention to how Peter follows Jesus, even though through something scary.



- **Video: God's Story / Peter Walks on Water**

**SAY** Now that's an amazing story! Who can tell me what Peter did to follow Jesus? (Let kids respond.) Yep, he walked out to Jesus on the water. Think about that for a minute. He *WALKED. ON. WATER.*

**SAY** He actually made the choice to get out of the boat, step into the raging, violent waves, and start *walking toward Jesus*. Peter believed that Jesus was powerful enough to do anything, even help HIM walk on water too!

**RESPONSE TIME** | 5 minutes

**SAY** Let's read what Jesus said when he was out on the water. This is from the book of Matthew:

Matthew 14:27 But Jesus spoke to them at once. "Don't be afraid," he said. "Take courage. I am here!"

- **Slide: Matthew 14:27 But Jesus spoke to them at once. "Don't be afraid," he said. "Take courage. I am here!"**

**SAY** Jesus is always in control, and he will ALWAYS take care of us, no matter what we're going through. Think of one hard thing you'll probably have to do this week. It can be anything, like being kind to a sibling who annoys you, or sharing your food or toys when you don't feel like it. Think about that thing, and then think about how Jesus wants us to be brave. As we watch this next music video, if you want, you can tell Jesus you'd like to be brave and ask him to help you!



- **Music Video: Good Good Father (3 minutes)**

**PRAY** Invite a kid to come up and pray for the group, that Jesus would help us be brave, and follow him wherever he leads us.

-

LARGE GROUP

ACTIVITY 1

ACTIVITY 2

ACTIVITY 3

## SUPPLIES

- None

## PREPARE



10:00

- Play as *one large group*.
  - *Video: 10-Minute Countdown Timer*

## SHARKS AND BOATS! | 10 minutes

- Keep kids in one large group. The goal of the game is for kids to “swim” from one end of the room to the other without getting tagged by a shark. Here’s how to play:
  - Choose two kids to be the sharks, and place them evenly throughout a large open space.
  - Line the rest of the kids up along one side of the room. Tell them to pretend they’re in a boat, and they have to ride it across the sea (to the other side of the room) without getting tagged by a shark.
  - If they do get tagged by a shark, their boat “sinks”, and they become a shark.
  - Now, the rest of the kids will try to cross the room again, but this time, there will be more sharks trying to tag them!
  - Play until the last two kids are left without getting tagged! Then start over, and let those two kids be the sharks.
  - Depending on how much time you have, you can play this once, or play it multiple times.
- Say: Imagine if you were actually in the ocean, and you had to swim with real sharks! What would be going through your head? (Let kids respond.) Well I don’t know about you, but I would be pretty scared, and doing everything I could to get OUT of that water!
- Say: Today we’re going to talk about what it’s like when you’re facing something really scary, but Jesus wants you to follow him anyway. He might not be asking you to swim in an ocean full of sharks, but there will be other things!

LARGE GROUP

ACTIVITY 1

ACTIVITY 2

ACTIVITY 3

## SUPPLIES

- None

## PREPARE

10:00

- Split into *small groups* or stay in *one large group*.
  - *Video: 10-Minute Countdown Timer.*

## I DARE YOU! | 10 minutes

**SAY** Alright everyone, we're going to break into small groups. Break into smaller groups, one volunteer per group if possible. Have one volunteer call out the following dares for the kids to complete. Let kids pass if they'd don't want to do a dare. You can use these suggestions, or come up with your own.

- Try to lick your own elbow (no licking other people's elbows!)
- Do a crabwalk across the room
- Balance a marker on your nose or head for 10 seconds
- Act like an animal
- Sing a favorite song in a funny voice
- Sing the "The Itsy Bitsy Spider" song in a funny accent and do all the motions.
- Make up a crazy dance and keep the moves going for 10 seconds
- *Make up your own!*

## SUPPLIES

- Stack of 20 question cards (1 per group)
- White cardstock (1 per kid)
- Jesus image (1 per kid)
- Peter image (1 per kid)
- Wave border (1 piece per kid, 11" long)
- Stapler (1 per group or table)
- Markers/scissors/glue sticks

## JESUS AND PETER ON THE WATER | 10 minutes

**Set a stack of 20 question cards in the middle of the group (with question mark face up).**

- If kids are old enough to read: Let kids take turns drawing a card. If they get a card with a question on it, they read the question out loud, and answer it. *(If a kid gets a "True or False" question, make sure they say the correct answer if it's false.)* If they get a non-question card, they have to do the funny action it says!
  - If kids are not old enough to read (or not confident enough): Lay the cards on the table, let kids pick one out, and read it for them. OR you can just read some of the cards yourself, and let kids race to answer or do the silly action first!
  - Make sure to collect the question cards and return them for the next service.
  - Extra time? Give kids a **maze or a word-search activity sheet.**
- Give each kid **a white piece of cardstock, a Jesus image, a Peter image, and a piece of wave border** (you'll need to cut a piece of wave for each kid, approx. 11" long to fit the cardstock)
  - Set out **markers, scissors, glue sticks, & the stapler.**
  - Let kids color and cut out their Jesus and Peter images. **Glue** the "wave" along the bottom of the white paper (**or use the stapler** for each end if it is easier). Then can draw a thunderstorm with clouds, rain and lightning (and anything else they want!)
  - Place the Jesus and Peter images on top of the waves and pretend to make him "walk" on them! (Kids can also glue Peter down if they want.)



# Kinder-2nd

MARCH 14/15, 2020



## lesson NEEDS



**Big Idea:** Jesus makes us brave, Tell me about Jesus and Peter

LARGE GROUP			
Item	Usage	Details	Provided by
No supplies needed			

ACTIVITY 1   Played in one large group.			
Item	Usage	Details	Provided by
No supplies needed			

ACTIVITY 2   Played in small groups or one large group.			
Item	Usage	Details	Provided by
No supplies needed			

ACTIVITY 3   Played in small groups.			
Item	Usage	Details	Provided by
Coloring/Maze/word search sheet - Jesus walks on water	Quantity determined by site.	8.5x11 paper, black & white, Page 8/9/10	site
Markers/Scissors/Glue sticks	Quantity determined by site.		site
Set of question cards	1 set per small group, reused	8.5x11 cardstock, black and white, cut into quarter pages, double sided, Pages 11-20	site
White Cardstock	1 per kid	8.5x11 white cardstock	site
Jesus image	1 per kid	8.5x11 cardstock, black and white, cut into quarter sheets, Page 21	site
Peter image	1 per kid	8.5x11 cardstock, black and white, cut into quarter sheets, Page 22	site
Wave border	One 11 inch piece per kid	<a href="#">Amazon</a> , *materials provided by KC Site Support, pieces to be cut by site's Prep Team or during weekend.	KC Site Support
Stapler	1 per group or table, reused		site

name

---



**Tell me about Peter.**

**How was Peter brave?**


*Read more about this week's story in Matthew 14:22-33.*

[CrossroadsKidsClub.net](http://CrossroadsKidsClub.net)



name

---



name

---

N W A L K D S Y C U U  
B P U I E U V T V H H  
I P F D K Y F B O A Q  
A B E X P C A R O R R  
U S B T B H I A X B M  
H V E F E D T V W X K  
S Z L L J R H E J X Q  
S A I Y I C N C W S N  
D F E H G U B C H J F  
D U V D V S C A R E D  
J J E S U S W A T E R

JESUS  
PETER  
STORM  
WATER  
WALK  
FAITH  
BELIEVE  
BRAVE  
SCARED

What did Peter do when he saw Jesus on the water?

Walk in a circle around your group and give every person a high five (as fast as you can!)

Read the verse while closing your nose with your fingers:

Matthew 14:27 But Jesus spoke to them at once. "Don't be afraid," he said. "Take courage. I am here!"

What's the scariest thing you've ever done, or gone through?

?

?

?

?

True or False?

Jesus said to the disciples, “ *Hide in the boat until the storm passes! It’s too scary to come out!*”

What’s the bravest thing you’ve ever seen someone else do?

What happened when Peter got scared on the water?

What’s your favorite part of today’s story?

?

?

?

?

Read the verse while sticking your tongue out:

Matthew 14:27 But Jesus spoke to them at once. "Don't be afraid," he said. "Take courage. I am here!"

Crabwalk across the room and back.

True or False?

The disciples worshipped Jesus and believed he was the Son of God after seeing him walk on water.

Spin in a circle 3 times while looking down, then try to walk in a straight line.

?

?

?

?



Why did Peter sink in  
the water?

Wear your shoes on  
your hands for 10  
seconds!

Read the verse in a  
robot voice:

Matthew 14:27 But  
Jesus spoke to them at  
once. "Don't be afraid,"  
he said. "Take courage. I  
am here!"

Go give a high five to 5  
people in OTHER small  
groups, then come back.

?

?

?

?

True or False?

Peter was able to walk  
all on his own, with NO  
help from Jesus.

If you saw Jesus  
walking on water, what's  
the first thought that  
would pop in your head?

What is a miracle?

Would you rather...live  
on a boat for the rest of  
your life

OR

move to a new house  
every single week for  
the rest of your life?

?

?

?

?





# Kinder-2nd

MARCH 14/15, 2020



a/v

NEEDS



1. KC Logo Slide: for when kids enter the room (All that You Need instrumental; mp3 only; can be downloaded on website)
2. Video: SAFE video Super Fun v1
3. Video: 10 Second Countdown\_031520
4. Video: Moana / Lost on the Ocean
5. Video: God's Story / Peter Walks on Water
6. Slide: Matthew 14:27 But Jesus spoke to them at once. "Don't be afraid," he said. "Take courage. I am here!"
7. Music Video: Good Good Father (3 minutes)
8. Video: 10-Minute Countdown Timer
9. Video: 10-Minute Countdown Timer