


# Preschool



Feb 8/9, 2020

## NEED TO KNOW



You'll notice that this week is the same as a few weeks ago. That's because we're testing out the effectiveness of teaching the same story two weeks in a row, but with different small group activities to tell the story in different ways!

## FREE PLAY | 15 minutes

Spend time connecting with kids as they play.

## GET READY | 5 minutes

Help kids prepare for Large Group by learning today's Big Idea and doing motions to go along with today's story.

## LARGE GROUP | 20 minutes

Hear a Bible story, do motions to go along with today's big idea, and worship God with singing and dancing!

## SMALL GROUP | 15+ minutes

Connect with kids by reviewing today's story, and engage them with hands on play and crafts.

FREE PLAY

GET READY

LARGE GROUP

SMALL GROUP

## CLEAN UP | 1 minute

- Clean up when the presenter gives you a **5 minute warning** (about 15 minutes into the service).
- It's clean up time! Let's all clean up while I count down from 10 to 1. Ready, set....go!
- Slowly countdown from 10 to 1 until kids have cleaned up toys. Then circle up on the floor, or line up at the door.

## BIG IDEA | 1 minute

**SAY** Today we'll learn that **Jesus can do anything** Let's do these motions and say **Jesus can do anything!**

- **Jesus** (*put one finger in each palm*)
- **Can do anything** (*make a strong pose with your arms*)

## GET READY | 3 minutes

**SAY** Today we'll see how Jesus fed 5000 people! Wow!

**SAY** Jesus went for a walk one day, and LOTS and LOTS of people followed him around. Let's all stand and walk in place!

**SAY** All the people got really hungry. Let's all rub our tummies and act hungry!

**SAY** There was no food to eat! Say, "Oh no!"

**SAY** Even though there was no food, Jesus could do ANYTHING! So he took 5 loaves of bread. Everyone show me 5 fingers! Then he took 2 fish. Show me 2 fingers! Out of that, he made food for EVERYONE! Let's all say "Yay!"

**SAY** Let's go into Large Group now, and hear how Jesus gave food to all those people!

If you still have time before Large Group, play Simon Says while kids are in line!

FREE PLAY

GET READY

LARGE GROUP

SMALL GROUP

## HOPS | 1 minute



**SAY** Hey everyone, I'm so glad to see you! Before we get started, I want you to meet my friend HOPS. She's going to show us how we can act in Kids' Club!

- **Video: HOPS / Put on your listening ears!! (1 minute)**

## GOD'S STORY | 5 minutes

**SAY** This is God's story. Out of ALL the stories in the world, this is the most important. Do you know what it's called? (The Bible!) It's God's Rescue plan! It shows us how He rescued us from all the wrong things in the world. **Show kids the Bible.**

**SAY** In the beginning, God made the whole world and everything in it, and it was GOOD. Let's all say, "It was good!" **Make a big world with your arms.**

**SAY** God made all the water in the oceans, and rivers, and lakes. Let's pretend to swim in the water! **Pretend to swim.**

**SAY** God made all the dirt and trees and flowers. Let's pat the ground and feel the dirt in our hands! Now put your arms up and be a tree! **Pat the ground or pretend to be a tree.**

**SAY** God made all kinds of animals, like birds! Let's pretend to flap our wings and fly like a bird! **Pretend to fly like a bird.**

**SAY** Then God made two people: Adam and Eve. They got to live in a beautiful garden, and walk and talk with God. And it was GOOD. **Hold up two fingers.**

**SAY** But THEN, something very, VERY sad happened. A snake tricked Adam and Eve, and they disobeyed God. Then, all the wrong things came into the world, like sickness, and sadness and death. Show me your sad face. **Make a SSSSS sound and slither like a snake.**

**SAY** Even though Adam and Eve disobeyed God, God loved them anyway! He planned a great rescue so that Adam and Eve, and you and me, could be close to God again! Do you know who the Rescuer is? Jesus! **Let's say JESUS!**

FREE PLAY

GET READY

**LARGE GROUP**

SMALL GROUP

## SUPPLIES

- Fish prop (2 per room)
- Bread prop (5 per room)

## BIG IDEA | 1 minute

**SAY** Today we'll learn that *Jesus can do anything*. Let's do these motions and say *Jesus can do anything!*

- *Jesus* (put one finger in each palm)
- *Can do anything* (make a strong pose with your arms)

## TELL THE STORY | 10 minutes

**SAY** One day, Jesus and his friends were traveling a really long way. Jesus was so tired, because he had been walking all day! Let's pretend like we're walking, and we're SO tired! (Let kids respond.) Jesus and his friends decided to take a little break. Whew! Let's take a break too.

**SAY** While Jesus was resting, lots of people came to see him! How many people do you think were there? (Let kids guess.) Were there...100? 200? 1000? There were 5000 people! That's SO MANY PEOPLE!

**SAY** All these people had been walking all day, so they were really hungry! Can you all rub your bellies and pretend like you're hungry? (Make groaning noises and rub your stomach along with kids.) Well guess what?! There was no food! Say, "Oh no!" (Let kids respond.)

**SAY** We're going to watch a video that shows what happened next. As you watch, pay special attention to what Jesus does to feed all the people!

- **[Video: Saddleback Kids / Jesus Feeds 5000 \(3 minutes\)](#)**

**SAY** Did Jesus feed ALL those people? (Let kids respond.) Yes! He made enough food so everyone could eat! First, he asked if anyone had some food. Then, a little boy came up to him. He was just a little kid, like you guys! This boy had 5 loaves of bread!

- First let's count 5 pieces of bread. (Show kids 5 loaves of fake bread, and count them together, then set them on the stage.)
- The little boy also had 2 fish! Let's count our 2 fish. (Show kids the 2 fish props, and count them together, then set them on the stage.)

**PRAY + WORSHIP** | 5 minutes

**SAY** Next, Jesus did something AMAZING! He turned the 5 loaves of bread (point to the bread) and 2 fish (point to the fish) into SO much food, there was enough for all 5000 people! He turned a little bit, into a lot!

**SAY** Jesus is the only person who could do something like that. He's can do amazing things that no one else can do. He can do anything! Let's all say that together. Repeat after me: "Jesus" (let kids repeat) "can do" (let kids repeat) "ANYTHING!" (let kids repeat). Good job! (Repeat with kids as many times as you want.)

**SAY** Now it's time to pray to God. When we pray, that means we talk to him, and he actually LISTENS to us, and hears our words! So let's talk to God right now. Close your eyes, and say these words after me.

**PRAY** Jesus, we love you. You can take a little, and make it into a lot! Thank you for doing amazing things. Amen!

**SAY** Now it's time to worship Jesus! That means we sing and dance and tell him how much we love him. Everybody stand up and sing as loud as you can!

- ***Music Video: Be Strong (3 minutes)***
- ***Music Video: Come with Me (3 minutes)***
- ***Music Video: Let All That I Am Praise the Lord (3 minutes)***

Dismiss kids to their rooms in a fun way, like tip-toeing, acting like an animal, pretending to fly, etc.

FREE PLAY

GET READY

LARGE GROUP

SMALL GROUP

## SUPPLIES

- Paper bag (1 per kid)
- Fish images (5 per kid)
- Bread images (5 per kid)

## STORY TIME

**SAY** When Jesus went for a walk, lots of people followed him! But the people got really hungry. **Let's all rub our tummies and act hungry!**

**SAY** What did Jesus want to do for all those people when he saw they were hungry? (Feed them)

**SAY** What did Jesus do with the 5 loaves of bread and 2 fish? (He made enough food for everyone)

**SAY** What things has Jesus given you?

## SNACK TIME

Pass out **graham crackers or goldfish**, and let kids eat at tables. This is a time to personally connect with kids and find out about their day, not just focusing on the story.

**ASK** Tell me about your day. What's your favorite (blank)? Who do you live with?

## CREATE AND PLAY

**PLAY** Set out **fish and bread images** around the room (on the floor, around the toys, under the tables, etc). Give each kid **a paper bag**.

- Tell kids that we're going to search for fish and bread!
- Let kids search and find fish and bread images to put in their paper bag.
- If kids are old enough, encourage them to count and collect 5 bread and 2 fish. Otherwise, just let them collect whatever images they can find.

**CREATE** Let kids sit at tables and count the fish and bread they collected. Then let them **color their images** and take them home!

- Remind kids that Jesus took five loaves of bread and two fish, and turned it into enough food for 5000 people!
- Give kids a **coloring page or activity sheet** until their parents pick them up.



## lesson NEEDS



**Big Idea:** Jesus can do anything. Tell me about Jesus feeding the 5000.

LARGE GROUP			
Item	Usage	Details	Provided by
Jesus Storybook Bible	1 per large group, reused	<a href="http://BiblesbytheCase.com">BiblesbytheCase.com</a>	site
Bread prop	5 per large group, reused	<a href="http://Amazon.com">Amazon.com</a>	KC Site Support
Fish prop	2 per large group, reused	<a href="http://HalloweenCostumes.com">HalloweenCostumes.com</a>	KC Site Support

SMALL GROUP			
Item	Usage	Details	Provided by
Coloring sheet / Activity Sheet- Jesus feeds 5000	Quantity determined by site.	8.5x11 paper, black & white, Page 8 / 9	site
Markers	1 per kid, reused		site
Paper bag	1 per kid	Lunch size	KC Site Support
Fish image	5 per kid	8.5x11 paper, black and white, cut into quarters, Page 10	site
Bread image	5 per kid	8.5x11 paper, black and white, cut into quarters, Page 11	site

name \_\_\_\_\_

---



How did Jesus feed the 5000?

What's a miracle?


*Read more about this week's story in John 6: 1-14.*



name

---

An award-winning educational app for children

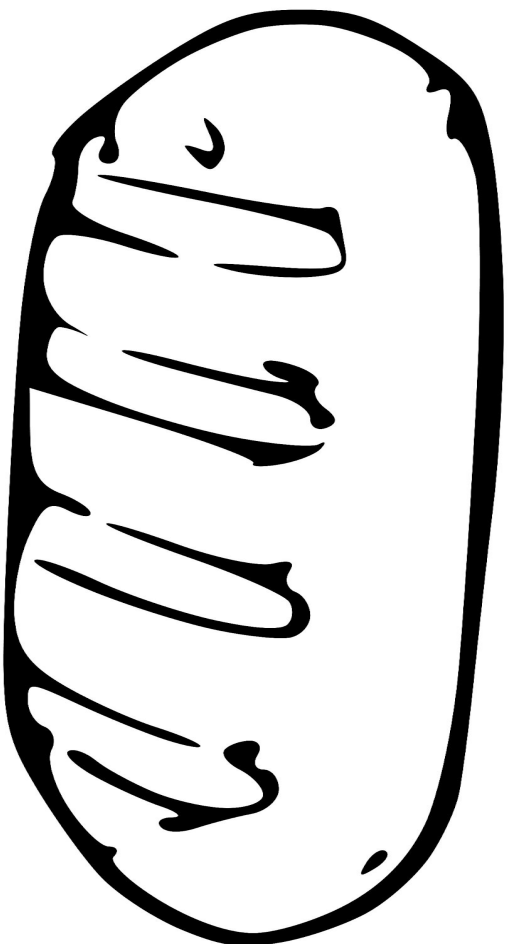
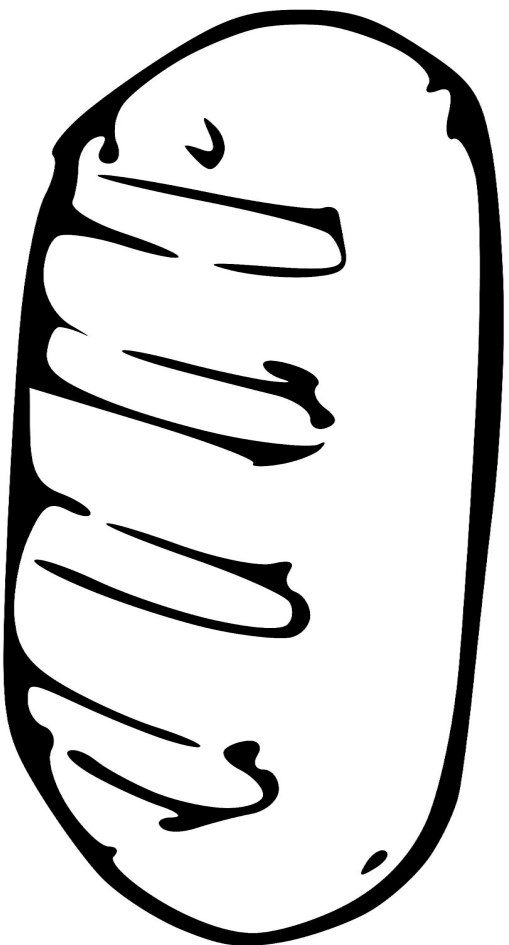
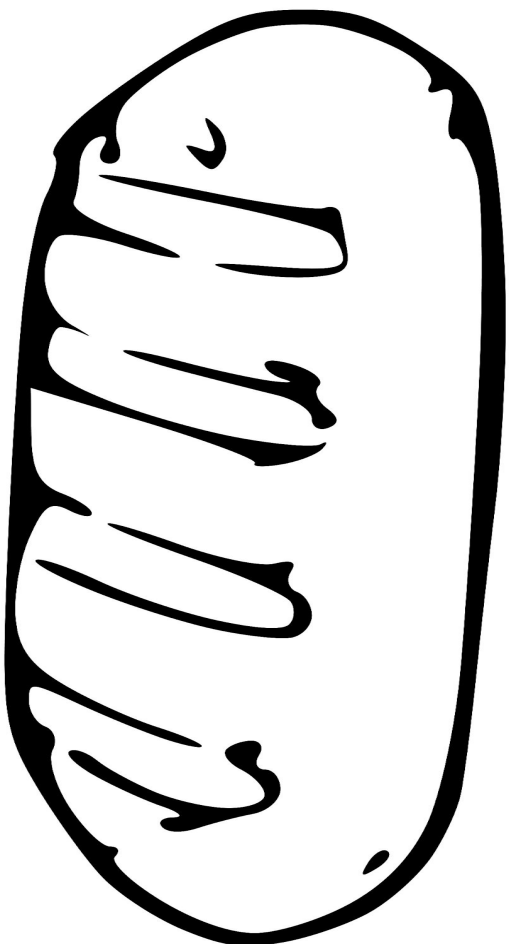
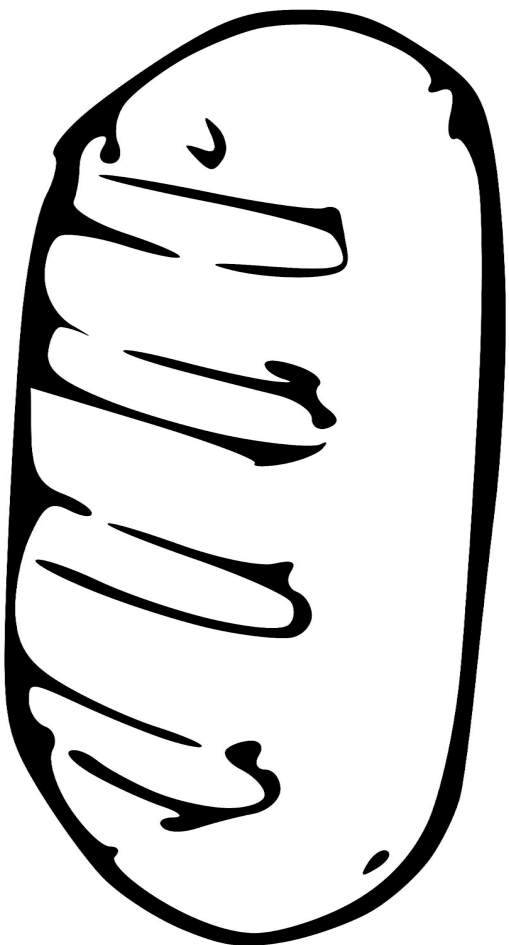






How did Jesus feed the 5000?

What's a miracle?

*Read more about this week's story in John 6: 1-14.*

[CrossroadsKidsClub.net](http://CrossroadsKidsClub.net)





# Preschool

FEB 8/9, 2020



a/v

NEEDS



1. KC Logo Slide: for when kids enter the room (All that You Need instrumental; mp3 only; can be downloaded on website)
2. HOPS: Put your listening ears on!! (winter version)
3. *Video: Saddleback Kids / Jesus Feeds 5000 (3 minutes)*
4. *Music Video: Be Strong (3 minutes)*
5. *Music Video: Come with Me (3 minutes)*
6. *Music Video: Let All That I Am Praise the Lord (3 minutes)*