


Kinder-2nd



Feb 8/9, 2020

NEED TO KNOW



There might be a lot of new volunteers this week after Super Bowl, so be ready for new observers! Make them feel welcome and a part of the team!

LARGE GROUP | 20 minutes

Start Large Group about 10 minutes into the service. Introduce the Big Idea, ***We can love everyone,*** and tell the story of ***The Good Samaritan.*** Find the Bible story in ***Luke 10: 25-37.***

ACTIVITY 1 | 10 minutes

Play "Duck, Duck, Samaritan!"

ACTIVITY 2 | 10 minutes

Respond to "loving or unloving" scenarios.

ACTIVITY 3 | 15+ minutes

Create a Good Samaritan scene!

LARGE GROUP

ACTIVITY 1

ACTIVITY 2

ACTIVITY 3

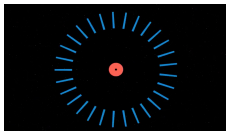
S.A.F.E. | 1 minute



SAY Welcome to Kids' Club, I'm so glad you're all here! We want Kids' Club to be a fun, safe and welcoming place for everyone. Let's watch a video to see how we can do that!

- **Video: S.A.F.E / Super Fun! (30 seconds)**

LARGE GROUP | 10 minutes



- **Video: 10 Second Countdown (1 minute)**

SAY Jesus wants us to love ALL people, even when we don't feel like talking to them, or even when nobody else is looking. He wants us to treat them the way WE want to be treated. Which leads to today's BIG IDEA.

- **Slide: We can love EVERYONE**



SAY Let's watch a video, and check out the special story that Jesus told his followers, to help THEM understand! As you watch, pay attention to how someone in the story shows incredible love to someone very unexpected.



- **Video: God's Story / The Good Samaritan**

SAY First, who did NOT show love and help the hurt man on the side of the road? Yep, a priest and a temple assistant, which are kind of like people who work at a church! And who DID help the hurt man? Yep, the Samaritan—the one who was *supposed* to be an enemy. Let's act this out!

- **(Call on a kid to come up.)** This guy was traveling...and suddenly he was robbed, beaten, and left for dead! *(Let kid pretend to be hurt lie on the floor.)*
- **(Call on second kid to come up.)** The first person to walk by worked at a church....but when he saw the hurt man—he ignored him. *(Tell the kid to walk all the way past the kid on the ground, then go sit down.)*
- **(Call on a third kid to come up.)** Then a second man came walking by, and he did the same thing! *(Have this kid walk past the kid on the ground, then go sit down.)*
- **(Call on one last kid to come up.)** Finally, a man from Samaria came by with his donkey. He helped the hurt man get better. *(Have the "Good Samaritan" volunteer pretend to ride on a donkey, then stop and help the kid.)*

LARGE GROUP

ACTIVITY 1

ACTIVITY 2

ACTIVITY 3

RESPONSE TIME | 5 minutes

SAY Jesus wants us to love ALL people, even people we don't feel like talking to, and even when nobody else is looking. Is this always easy to do? Nope, it's not. Sometimes it can be tough. We meet people that we don't like, or who are mean to us. Sometimes we just don't feel like showing love!

SET UP WORSHIP Now it's time to focus on God and show him that we trust him—through worship!



- [**Music Video: Open My Eyes \(3 minutes\)**](#)



- [**Music Video: Dance Laugh Love \(3 minutes\)**](#)

PRAY Dear Jesus. Please help us to show love to everyone. Help us to love them, even when we don't feel like it. Thank you for loving us, and rescuing us. Amen!

LARGE GROUP

ACTIVITY 1

ACTIVITY 2

ACTIVITY 3

SUPPLIES

- None

PREPARE

10:00

- Split into *small groups* or stay in *one large group*.
 - *Video: 10-Minute Countdown Timer*
- Sit in a circle on the ground.

DUCK, DUCK, SAMARITAN | 10 minutes

SAY Let's play a fun game to help us think of specific people we can show love to!

- This game is a twist on the game Duck Duck Goose. Choose one kid to be the 'Samaritan', and go around the circle touching each kid on the head, saying "Duck, Duck...Samaritan!"
- When they say "Samaritan", the kid whose head they touch has to get up as fast as they can and chase the Samaritan around the circle before they sit in their spot. If they don't tag them first, that kid is the new Samaritan.
- Before the new Samaritan starts saying "Duck, duck, Samaritan" they have to say the name of one person they can show love to this week.

LARGE GROUP

ACTIVITY 1

ACTIVITY 2

ACTIVITY 3

SUPPLIES

- Scenario Page (1 per small group)

PREPARE

10:00

- Split into *small groups* or stay in *one large group*.
 - **Video: 10-Minute Countdown Timer.**

LOVING/UNLOVING | 10 minutes

HOW TO PLAY Read a scenario (from the separate list provided) out loud.

- If the person in the scenario acted in a loving way (choose from the following options for kids to do): Give someone a high five, Pretend to be your favorite animal, make a heart with your fingers/put your hands on your heart, etc.
- If the person in the scenario acted in an unloving way: Kids should cross their arms and freeze in the exact position they're in. (Then ask kids what the loving response would be!)
- Read as many situations as you can! If you want to switch it up, have kids do other fun motions that you think they'd enjoy.

ASK Is it fun to tell other people about the things we love, like our favorite toys? What about Jesus? Can we talk about him too? Why do YOU love Jesus? What would you say about him?

SUPPLIES

- Background image (1 per kid)
- Hurt man image/Good Samaritan image (1 per kid)
- Popsicle stick (1 per kid)
- Markers/scissors/tape

KNOW IT

ASK Tell me about the Good Samaritan. What did he do in today's story?

ASK Why do you think Jesus told the story of the Good Samaritan?

ASK Does Jesus want us to love our friends? Does he want us to love people are different from us? Who else should we love?


ASK What different ways can we help our friends, AND people we aren't friends with?

DIG DEEPER an you think of somebody you don't usually talk to? (Maybe it's a stranger.) What could you do to treat that person like a neighbor, to show them love?

DO IT

CREATE Give each kid *a background image*, and *a hurt man image/good Samaritan image*. Set out *markers, scissors and tape*.

- Let kids color the hurt man/good Samaritan image, then cut it out and tape it to a popsicle stick (to create a puppet).
- Show kids how to cut along the dotted line and make an opening in their background image.
- Pop the puppet through the opening and make the puppet "walk" across the scene!
- On the back of their background image, let kids draw pictures of specific people they can show love to this week, or people they can help.
- Give kids a **maze or a word-search activity sheet** till their parents pick them up.





lesson NEEDS



Big Idea: We can love EVERYONE, Tell me about the Good Samaritan.


LARGE GROUP			
Item	Usage	Details	Provided by
No supplies required			

GAME TIME Played in small groups or one large group			
Item	Usage	Details	Provided by
No supplies required			

COOL DOWN Played in small groups or one large group			
Item	Usage	Details	Provided by
Scenario page	1 per group, reused	8.5x11 paper, black & white, Page 12	site

SMALL GROUP			
Item	Usage	Details	Provided by
Coloring sheet/ Maze sheet/ Word Search - Jesus heals a man	Quantity determined by site.	8.5x11 paper, black & white, Page 9 / 10 / 11	site
Markers	Quantity determined by site.		site
Scissors	Quantity determined by site.		site
Background image	1 per kid	8.5x11 cardstock, black & white, Page 12	site
Hurt man/Good Samaritan image	1 per kid	8.5x11, cardstock, black & white, cut into quarter sheets, Page 14	site
Popsicle stick	1 per kid	Any size	KC Site Support
Scotch Tape	1 roll per 3 kids, reused		site

name _____

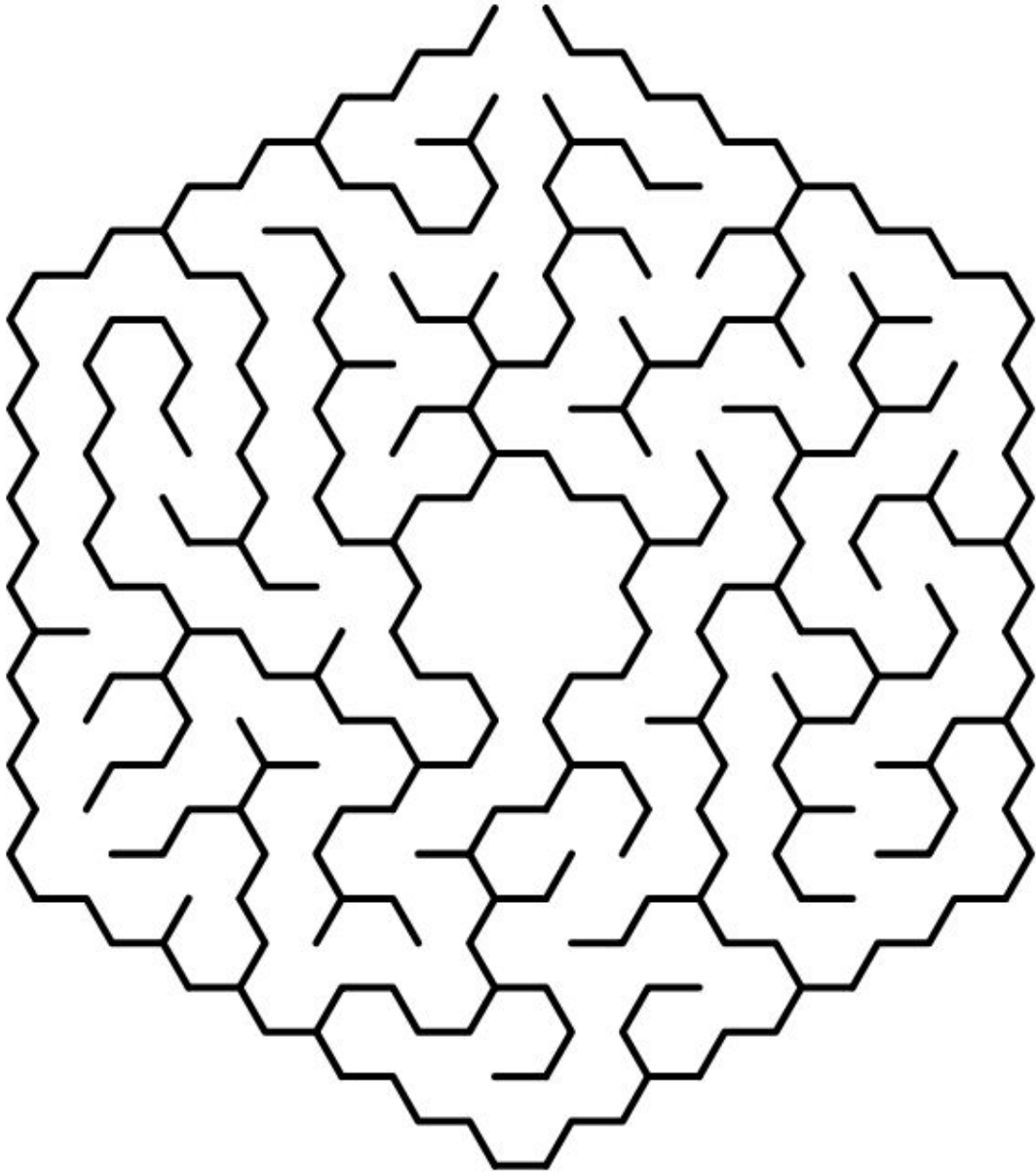


Tell me about the good Samaritan.

How can we treat our neighbors?

Read more about this week's story in Luke 10: 25-37.

name



name

G P K X D B L V U D M D
I S R A E L I T E I N X
N P A R A B L E A V T T
Y E U S A M A R I T A N
X S H Z E P C Y Z W F E
V T T D U F N D V Y J I
C O H G L B Z B P R E G
C R B R O J V Y Z W S H
C Y I I V C W O Y I U B
X W B S E R V A N T S O
G B L T L Q V C B Q M R
R G E Q Y V Q D D J F K

SAMARITAN
JESUS
SERVANT
ISRAELITE
LOVE
NEIGHBOR
BIBLE
STORY
PARABLE

Scenario Page

Situation #1 (loving)

There's a kid in your class at school who always gets hurt—or pretends to get hurt—during gym. Today playing kick ball, he got hit in the face, and now he's sitting on the floor holding his arm. You go ask him if he's OK and help him up.

Situation #2 (unloving)

There's a kid in your class who's very shy. He always sits alone on the sidewalk during recess. All the other kids ignore him like he's not even there. You don't talk to him either, because you don't really know what to say.

Situation #3 (unloving)

In the lunchroom at school, two of your friends are looking at a girl at the table across from you, whispering and laughing. The girl sees them. She looks worried and uncomfortable. You just pretend not to see it, because you know if you say something to her, your friends will laugh at YOU.

Situation #4 (loving)

There's a kid in your neighborhood who just moved here from another country and doesn't speak much English. He always hangs around and tries to make friends, but you can't understand much of what he says. You keep trying to talk to him though, and invite him to play with you.

Situation #5 (loving)

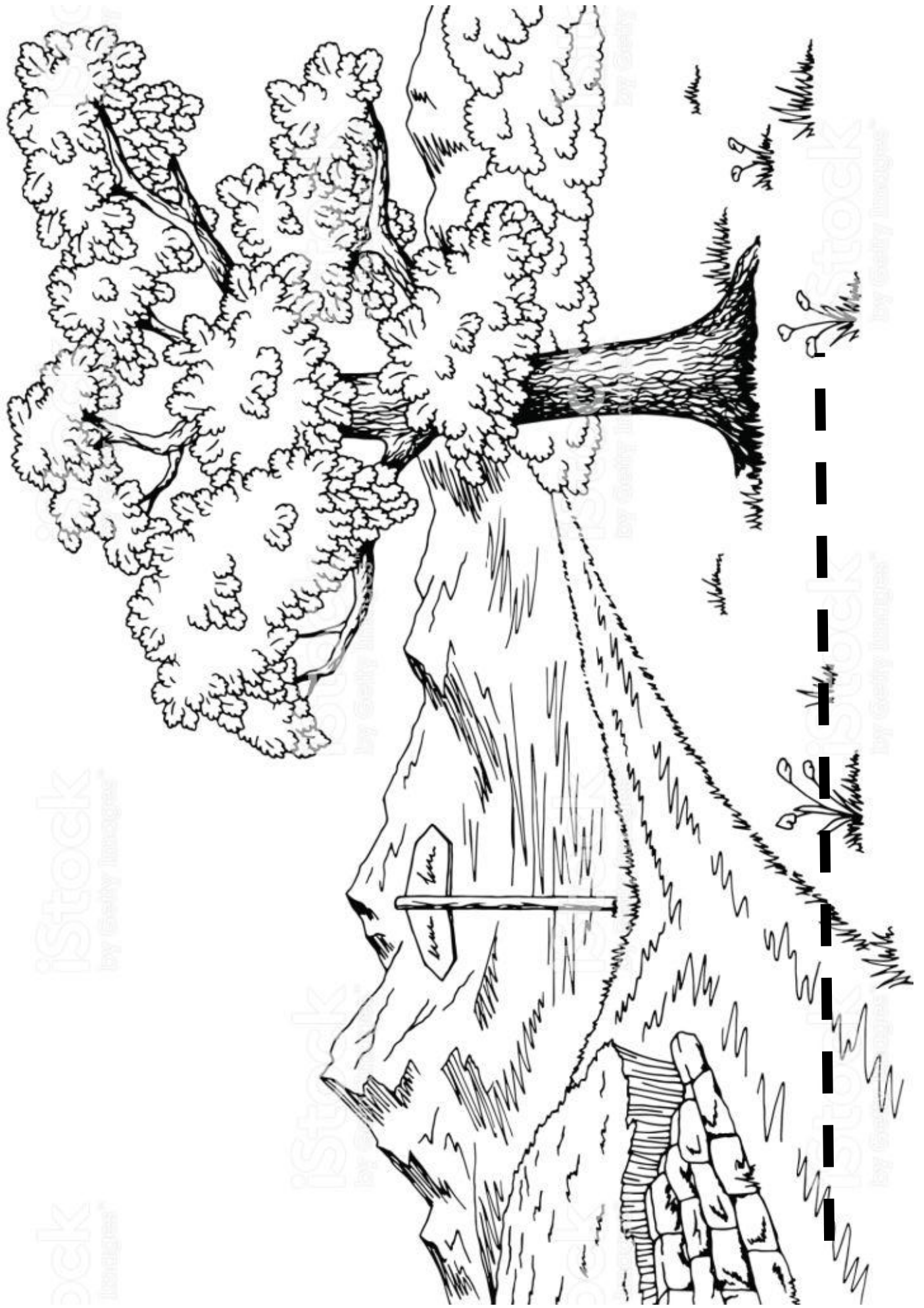
There is a big kid in your class who constantly picks on one boy. Other people follow along and start teasing him and calling him names, too. You invite the boy over to play at your house because he needs a good friend.

Situation #6 (unloving)

During a baseball game, a really good player from another team gets hurt. You are excited because now you'll probably win!

Situation #7

Any situations kids want to share? You can even let work in groups to act something out while other kids guess.





Kinder-2nd

Feb 8/9, 2020



a/v

NEEDS



1. Video: S.A.F.E / Super Fun! (version 2)
2. Video: 10 Second Countdown_020920
3. Slide: We can love EVERYONE
4. Video: God's Story / The Good Samaritan
5. Music Video: Open My Eyes (3 minutes)
6. Music Video: Dance Laugh Love (3 minutes)
7. Video: 10-Minute Countdown Timer
8. Video: 10-Minute Countdown Timer