


3rd-5th



Feb 15/16, 2020

NEED TO KNOW



Use the Kids' Club itunes playlist to make your room more welcoming and fun! You can find it on your room's computer or speaker system.

LARGE GROUP | 20 minutes

Start Large Group about 10 minutes into the service. Introduce the Big Idea, *When we're weak, Jesus is strong*, and tell the story of *Jesus heals a blind man*. Find the Bible story in *John 9*.

ACTIVITY 1 | 10 minutes

Create a mural and then rip it up!

ACTIVITY 2 | 10 minutes

Read the Bible and dive into the story.

ACTIVITY 3 | 15+ minutes

Do blind drawings. Write down prayers to hand to Jesus.

LARGE GROUP

ACTIVITY 1

ACTIVITY 2

ACTIVITY 3

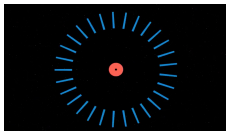
SMALL GROUPS | 5 minutes



Break into **small groups** and personally connect with kids. Here are some questions to prompt conversation: What was the best or worst part of your week? What's the funniest or saddest thing that happened this week?

- **Video: 5 Minute Countdown Timer**

LARGE GROUP | 15 minutes



- **Video: 10 Second Countdown (1 minute)**

SAY Welcome to Kids' Club, I'm so glad you're here! We want Kids' Club to be a fun, safe and welcoming place for everyone. To do that, let's all commit to a few things! **1)** Always show respect **2)** Listen when other speak and **3)** Have fun!

ASK I want to see if we all have some things in common. Raise your hand if...You've ever been hurt? You've ever felt sad or angry? You've ever been sick? You've ever made a wrong choice?

SAY We ALL raised our hands to those, because we all live in a not-so-perfect world where sad things happen. But when Jesus came to the world, he showed us that he can take all those sad things, and no matter how bad they seem, he can use them to show how powerful and good God is! So here's our big idea for today.

When we're
weak, Jesus is
strong



- **Slide: When we're weak, Jesus is strong**

SAY Let's check out a movie clip where a man visits some kids in a hospital, and tries to help them feel better in his own funny way!



- **Video: Patch Adams / Clowning Around (3 minutes)**

SAY That guy found a way to bring some laughter and fun to those kids in the midst of their sickness and pain. Now let's check out a story from the Bible where Jesus did something WAY more amazing: he healed someone who had been blind his entire life! Let's check out a video and see what happens.



- **Video: Jesus Heals a Man Born Blind (3.5 minutes)**

ASK Imagine being that blind man! How would you have acted if you were him!? Jesus healed the blind man through God's power, something NO ONE else could do. And the only way Jesus could show this power, was because the man needed to be healed! And when we're going through something hard, or sad, or confusing, it's a chance for God to show his power to US too.

LARGE GROUP

ACTIVITY 1

ACTIVITY 2

ACTIVITY 3

RESPONSE TIME | 5 minutes

SAY Now does this mean that life is always going to be perfect? Nope. The world is still broken, and wrong things do still happen. But no matter what, we can trust that God has a plan, and he will take care of us. He is good and, and he is doing good things every single day!

SAY Let's all think of one way that we're broken, or weak. Maybe there's something in your life that makes you sad, or angry. Maybe you're going through a hard time, and you just need Jesus to help you get through it. Whatever it is, think of it right now. Now, close your eyes and ask Jesus to be with you, even when you feel weak or broken. (Pause and let kids think.) Even if our lives aren't perfect, and we go through hard times, we can trust Jesus to be strong when we are weak!

PRAY *God, thank you for showing your power in a broken world. Thank you for sending a Rescuer, Jesus, who died on the cross for us, and saved us from every wrong choice we make. Amen!*

SUPPLIES

- Large piece of tear off paper (1 per small group)
- Markers
- Scotch tape
- Painter's tape

PREPARE

10:00

- Split into *small groups*.
 - *Video: 10-Minute Countdown Timer*
- Lay down a *large piece of tear off paper* in the middle of your group.

FIX THE PICTURE | 10 minutes

SAY We all experience hard things, because we live in an imperfect, broken world. But Jesus came to make our broken world right again! Let's create a picture together, and then we'll tear up and try to "fix" it and put it back together.

- Set out *markers* and let kids spend about 5 minutes working together to draw one big picture on the *large piece of tear off paper* (give kids some options to choose from: an animal, a city, a person, or just fun crazy designs).
- Once 5 minutes are up, *rip the picture* into pieces and let kids mix them up on the floor (tear it into about 20-30 pieces at the most).
- Now let kids try to put the picture back together and use *tape* to attach the pieces. Tape it to the wall if you want!
- If you want to give kids an *extra challenge*, have groups switch places after ripping their pictures up. Now they have to put together a picture from another group instead of their own!

ASK What makes this picture broken or imperfect?

ASK In what ways are WE broken or imperfect?

SUPPLIES

- Bible (1 per small group)

PREPARE

10:00

- Split into *small groups*
 - **Video: 10-Minute Countdown Timer**

DIG DEEP | 10 minutes

READ Open the **Bible** to **John 9**. Show kids how to find the book in the Bible. It might help to show them the index at the beginning of the Bible, find the book of John, then flip to Chapter 9.

- **Tell kids** that a guy named John wrote a whole book about all the amazing things Jesus did, and we're going about today's story in it.
- Let a kid read **John 9:1-3**: *"As he went along, he saw a man blind from birth. His disciples asked him, 'Rabbi, who sinned, this man or his parents, that he was born blind?' 'Neither this man nor his parents sinned', said Jesus, 'but but this happened so that the work of God might be displayed in him.'"*
- **Ask:** Do you guys think it was the blind man's fault that he couldn't see? When we get sick, are we being punished? *No way! But Jesus was able to turn something bad into something good by healing the man. Jesus is saying that when we're broken and go through hard things, God has a chance to do miracles and show his power.*

DO Now let kids do a little imagining!

- Tell kids to **close their eyes** and imagine for a moment that they've been blind their whole life. What would you feel? What do you think it was like for the blind man back in Jesus' time?
- Now imagine Jesus has wiped some mud on your eyes, told you wash in a pool, and now you can SEE! What do you feel now? How would you feel about Jesus?

SUPPLIES

- Paper (2 pieces per kid)
- Markers
- Prayer card (1 per kid)

DO IT

SAY We're going to experience what it felt like for the blind man in today's story!

- Give each kid **two pieces of paper** and set out **markers**.
- Tell kids to close their eyes and draw whatever object you call out (an object, a house, an animal, etc)
- Give kids a minute to draw the picture, then let kids open their eyes and look at each other's pictures (they'll look pretty silly!)
- Let kids turn over their picture, and call out a new object for them to draw. You can repeat again with a second piece of paper if kids want to do more blind drawings.

SAY Now let's figure out how we want Jesus' power in our own lives!

- Give each kid **a prayer card**.
- Tell kids that Jesus wants us to ask him for what we need. **Take a quiet minute** and think about something they want Jesus to do for them, or a way that they want his help.
- Let kids **write down** something they want Jesus to do. It could be healing someone of sickness or hurt, asking for help with something, or just asking for something they need.
- **Pray as a group**. Let kids share what they wrote on their card if they want!

KNOW IT

ASK How exactly did Jesus show his power in today's story?

ASK Have you ever seen, or heard about, God's power?

ASK Who do you want Jesus to heal?

EXTRA TIME?

- Give kids a **maze or a word-search activity sheet** till their parents pick them up.



lesson NEEDS



Big Idea: When we're weak, Jesus is strong, Tell me about the blind man that Jesus healed.

LARGE GROUP

Item	Usage	Details	Provided by
No supplies needed			

GAME TIME | Played in small groups

Item	Usage	Details	Provided by
Large piece of tear off paper	1 per small group, appx 6 feet long		site
Markers	Quantity determined by site.		site
Scotch tape	1 roll per small group, reused		site
Masking or painter's tape	1 roll per small group, reused		site

COOL DOWN | Played in small groups

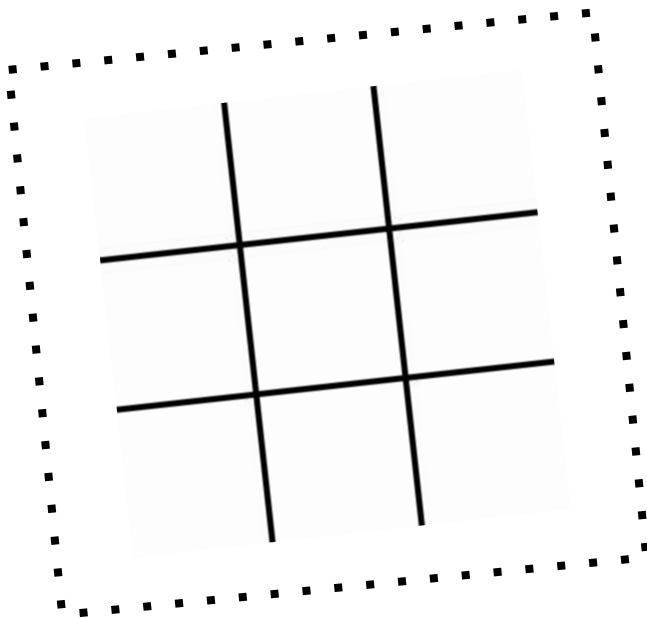
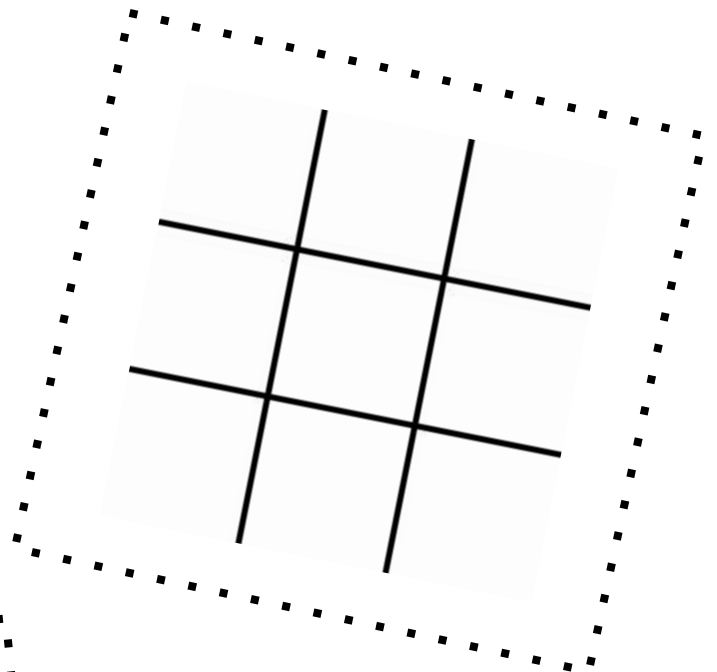
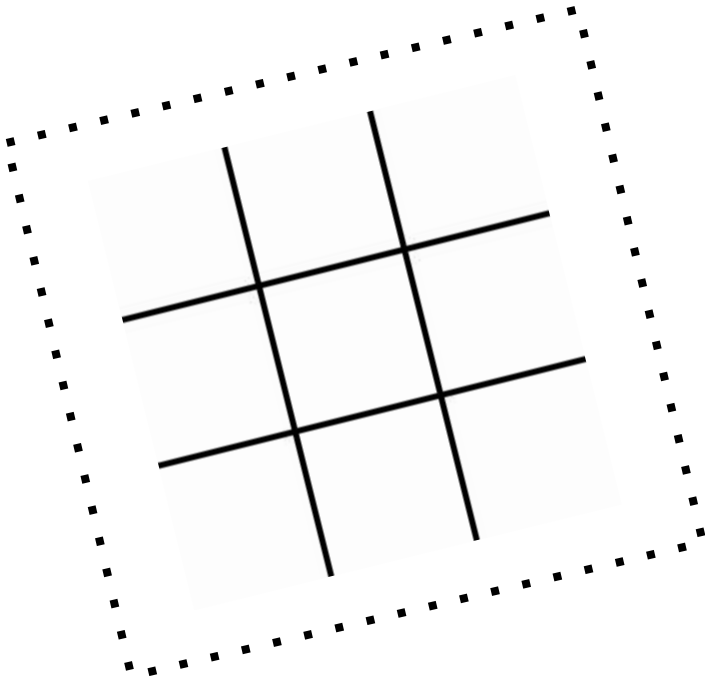
Item	Usage	Details	Provided by
Adventure Bible	1 per small group, reused		site

SMALL GROUP


Item	Usage	Details	Provided by
Maze/Activity sheet - Jesus heals a blind man	Quantity determined by site.	8.5x11 paper, black & white, Page 9/10	site
Markers	1 per kid, reused		site
Paper	2 pieces per kid	8.5x11 white copy paper	site
Prayer card	1 per kid	8.5x11 cardstock cut into half sheets	site

name

Play TIC TAC TOE with a friend: Get three X's or O's in a row to win!



name



3rd-5th

Feb 15/16, 2020



NEEDS



1. KC Logo Slide: for when kids enter the room (All that You Need instrumental; mp3 only; can be downloaded on website)
2. Video: 5 Minute Countdown
3. Video: 10 Second Countdown_021620
4. *Slide: When we're weak, Jesus is strong*
5. Video: Patch Adams / Clowning Around (0:00-3:38)
6. Video: Jesus Heals a Man Born Blind (3.5 minutes)
7. Video: 10-Minute Countdown Timer
8. Video: 10-Minute Countdown Timer