


3rd-5th



Feb 8/9, 2020

NEED TO KNOW



There might be a lot of new volunteers this week after Super Bowl, so be ready for new observers! Make them feel welcome and a part of the team!

LARGE GROUP | 20 minutes

Start Large Group about 10 minutes into the service. Introduce the Big Idea, ***Only Jesus can meet all our needs***, and tell the story of ***The Woman at the Well***. Find the Bible story in ***John 4***.

ACTIVITY 1 | 10 minutes

Play a fun cotton ball game by competing as teams.

ACTIVITY 2 | 10 minutes

Watch a response video and understand what repentance means.

ACTIVITY 3 | 15+ minutes

Use water as part of an object lesson to help understand the story!

LARGE GROUP

ACTIVITY 1

ACTIVITY 2

ACTIVITY 3

SMALL GROUPS | 5 minutes



Break into **small groups** and personally connect with kids. Here are some questions to prompt conversation: What was the best or worst part of your week? What's the funniest or saddest thing that happened this week?

- **Video: 5 Minute Countdown Timer**

LARGE GROUP | 10 minutes



- **Video: 10 Second Countdown (1 minute)**


SAY Welcome to kids' Club, I'm so glad you're here! We want Kids' Club to be a fun, safe and welcoming place for everyone. To do that, let's all commit to a few things! **1)** Always show respect **2)** Listen when other speak and **3)** Have fun!

SAY Today, we're going to hear a story about a woman that Jesus met for the *first* time. Even though she didn't know him, he knew HER very well, and it changed her life! Let's check out a video and see what happens.



- **Video: Kids on the Move / The Woman at the Well / Part 1**

SAY This woman was blown away when Jesus knew her deepest, darkest secrets, and she was shocked that he accepted and loved her, even though she had done wrong things! And while it's true that we do need food and water to survive, what we need most of all *is Jesus*. Let's hear some more in this video.



- **Video: Kids on the Move / The Woman at the Well / Part 2 (5 minutes)**

SAY We can try and get what we need from people, or places, or things: we can try and get love from people, we can try and get happiness from owning lots of stuff and going cool places, but Jesus is the **ONLY** one who can meet **ALL** our needs. He's the only one we can **ALWAYS** depend on, no matter what we're going through, or when other people let us down. Here's our big idea for today.

- **Slide: Only Jesus can meet ALL our needs**

SAY Today we'll see how trying to fill ourselves up with things in this world doesn't always work. But when we have a relationship with Jesus, and we rely on him to meet our needs...*that's* what works!

Only Jesus can
meet **ALL** our
needs



LARGE GROUP

ACTIVITY 1

ACTIVITY 2

ACTIVITY 3

RESPONSE TIME | 5 minutes

SAY Let's check out a video and see what some real kids have to say about how they get what they need from Jesus!



- **Video: How God Provides**

SAY Let's all take a minute to close our eyes and spend some time with Jesus. Jesus knows every single thing you've done, whether it's good or bad. He knows every choice you've ever made; he knows the things that no one else does. And no matter what, he still loves you. He still wants to rescue you. In your head, thank Jesus for that. (Give kids a few seconds of silence.)

PRAY Ask kids to take a couple minutes of quiet to ask God to show them one friend he wants them to introduce to Jesus. Then wrap up by asking God to give us all confidence to tell everyone we know about Jesus!

SUPPLIES

- Cotton balls (count to fill up bucket or bin)
- Plastic spoon (1 per small group)
- Bucket (1 per room)
- Small bin (1 per group)

PREPARE

10:00

- Play as **one large group**, and split the room into small groups.
 - **Video: 10-Minute Countdown Timer**
- Place a **bucket of cotton balls** at one end of the room and **an empty bin** for each team at the opposite end.

COTTON BALL RELAY | 10 minutes

SAY Jesus gives us what we really need, but sometimes we try to do it all on our own. It's kind of like trying to fill up a bucket of cotton balls, which is what we're going to do! We're going to play a game that shows us how frustrating that can be!

HOW TO PLAY

- The goal of the game is to fill up your bin with cotton balls.
- One team member at a time will take a spoon and run to the bucket of cotton balls. They will put one cotton ball on the spoon and go as quickly as possible back to their empty bin and put it in.
- Then the next team member will do the same.
- The idea is to fill up your bin more than the other team. However, we're going to make it harder. If your cotton ball falls off your spoon, you have to put it in another team's bin!
- When the time is up, the team with the most cotton balls wins.

LARGE GROUP

ACTIVITY 1

ACTIVITY 2

ACTIVITY 3

SUPPLIES

- None

PREPARE



- Split into *small groups* or stay in *one large group*. Prepare to play the following video:
 - [Video: Take a Minute / Repent](#)

REPENT | 10 minutes

SAY Think of something about yourself that you might not want to tell others about. What “imperfect” things about yourself do you wish you could keep hidden? Think about it silently as we check out this video.

- [Video: Take a Minute / Repent](#)

SAY Jesus sees ALL our imperfections, and he forgives us of all the wrong choices we might try to hide from him. He loves us, and will always give us another chance to turn away from our sin, and turn towards him.

SUPPLIES

- Bowl filled with water (1 per pair of kids)
- Plastic cups (1 per kid)
- Straw (1 per kid)

DO IT

SAY Let's do an experiment and see how much water we can "move" from one cup to the other!

SET UP

- Split kids into *pairs*.
- Give each pair of kids *a bowl filled with water, two cups and two straws*.
- Demonstrate how to move water from the filled cup to the empty one by holding a finger over one end of the straw.
- Tell them they have two minutes to move as much water as possible.
- After kids are done, see how much water they were able to move.

ASK How much water did you manage to move into your empty cup? Just like in our lives, we can work really hard and not make much difference!

SHOW Fill a bowl up with water again, then pour it straight into a cup to show kids how easy it was to *fill the whole cup without a straw*.

SAY This is like Jesus—when we let him meet our needs, who can do SO much more than we can do all on our own!

***SPECIAL NOTE: Make sure kids understand they should not splash or spill water. Use caution.**

KNOW IT

ASK What are some needs that God meets for us? (Love, acceptance, purpose, etc.)

ASK What are some ways you or someone you know might have tried to meet those needs on your own?

ASK You don't have to answer this out loud unless you want to. What is a need in your life that you'd like for God to meet right now?

EXTRA TIME?

- Get out the *deck of game cards* and let kids take turns pulling a card and either 1) answering the question or 2) doing the funny action listed.
- Give kids a *maze or a word-search activity sheet* till their parents pick them up.



lesson NEEDS



Big Idea: Only Jesus can meet ALL our needs, Tell me about Jesus and the paralyzed man.

LARGE GROUP

Item	Usage	Details	Provided by
No supplies required.			

ACTIVITY 1 | Played in one large group (but split into small groups)

Item	Usage	Details	Provided by
Cotton balls	About 2 per kid, reused	Amazon	KC Site Support
Plastic spoon	1 per small group, reused		KC Site Support
Bucket	1 per room	Large plastic bucket	KC Site Support
Bin	1 per small group, reused	Any kind	site


ACTIVITY 2 | Played in small groups or one large group

Item	Usage	Details	Provided by
No supplies required			

ACTIVITY 3 | Played in small groups

Item	Usage	Details	Provided by
Maze sheet/ Word Search - Jesus heals a man	Quantity determined by site.	8.5x11 paper, black & white, Page 8 / 9	site
Disposable Bowl	1 per every 2 kids, reused		KC Site Support
Plastic cup	1 per kid, reused	7 oz cup	KC Site Support
Straw	1 per kid, reused	Regular size, non bendy	KC Site Support
Set of game cards	1 set of 12 cards per group of 6 kids, reused	8.5x11 cardstock, black & white, reused, cut into quarters, Pages 10-12	site

name



name

Y D L I V I N G T B T P A I Q
E L Z J G Q T Y C Q H C C A P
B U S E B T R Y Y L W G E S J
W K D S J R U Q I F X C W J P
S D O U G A R N W W W O M A N
V M X S U I L W Z V S Z B A P
U F X W R G O D Y M M Z T B W
X F J Q R L M M U L C I B G L
G J B E S F S O L E R J E N S
V D T S C X Q P O A T L H C R
R A L C T O O X M A Q U M D H
W O R Y S S W A O U Y P V A Y
A J X A G A S E W E Y A K B F
S D O X I Q L G L E I G N Q M
L R E S C U E R U L J G K B R

JESUS
WOMAN
WELL
SAMARITAN
WATER
LIVING
RESCUER
GOD

**Do jumping jacks for 10
seconds**

“Plank” for 10 seconds

**Say the ABC’s
backwards**

Do a cartwheel

**What does it mean to
“repent”?**

**Who was the woman at
the well?**

**Why was it strange that
Jesus talked to the
woman at the well?**

**What’s favorite part of
today’s story?**

What's today's big idea?

Give a high five to every person in the group

What would you tell Jesus if he were sitting next to you right now?

Skip in a circle around your group

3rd-5th

FEB 8/9, 2020



a/v

NEEDS



1. KC Logo Slide: for when kids enter the room (All that You Need instrumental; mp3 only; can be downloaded on website)
2. Video: 5 Minute Countdown
3. Video: 10 Second Countdown_020920
4. [Video: Kids on the Move / The Woman at the Well / Part 1](#)
5. [Video: Kids on the Move / The Woman at the Well / Part 2 \(0:00-4:42\)](#)
6. Slide: Only Jesus can meet ALL our needs
7. [Video: How God Provides](#)
8. Video: 10-Minute Countdown Timer
9. [Video: Take a Minute / Repent](#)