


# Kinder-2nd



# Jan 25/26, 2020

## NEED TO KNOW



Next week is **SUPER BOWL WEEKEND!** Prepare for lots of extra kids and new volunteers, and make sure to help every new person feel welcome and part of the team! Make sure to invite your friends too!

## LARGE GROUP | 20 minutes

Start Large Group about 10 minutes into the service. Introduce the Big Idea, ***We can help our friends know Jesus,*** and tell the story of ***Jesus healing the paralyzed man.*** Find the Bible story in ***Luke 5: 17-39.***

## ACTIVITY 1 | 10 minutes

Play a relay game, and pretend to carry our friends on a mat!

## ACTIVITY 2 | 10 minutes

Play a toy sharing game.

## ACTIVITY 3 | 15+ minutes

Create a craft and retell the story!

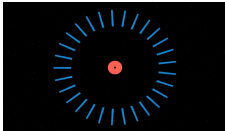
## S.A.F.E. | 1 minute



**SAY** Welcome to Kids' Club, I'm so glad you're all here! We want Kids' Club to be a fun, safe and welcoming place for everyone. Let's watch a video to see how we can do that!

- **Video: S.A.F.E / Everyone is Welcome!! (30 seconds)**

## THE BIG IDEA | 15 minutes



- **Video: 10-Second Countdown Timer (1 minute)**

**SAY** In today's story, we're going to meet some guys who had a friend that was paralyzed, which means he couldn't walk. And this guy's friends heard that Jesus could *heal* people, and take away their sickness and disease! The problem was that lots of people had heard about Jesus, so there probably hundreds of people crowding around just to reach him. Let's watch a video and see how these guys help their friend meet Jesus in a pretty crazy way!



- **Video: God's Story / Jesus Heals a Man (4 minutes)**

**SAY** The paralyzed man's friends didn't let ANYTHING stop them from helping him meet Jesus. There were SO many people crowded into the house that they dug a hole in the roof, and lowered their friend down through it! Think about how much WORK that would take! Let's check out a movie clip that's kind of similar to this story, where some friends work really hard to help rescue their friend in trouble.



- **Video: Toy Story 4 / Operation Pull Toy (2 minutes)**

**SAY** How was that similar to today's story? Yep, all the toys worked together to help rescue their friend in trouble. And that's what the four friends in today's story did—they worked together to help their friend meet Jesus and be healed. And more importantly, Jesus ALSO forgave the man of all his sins!

**SAY** Now, it may not seem like we would ever need to figure out a crazy way to help our friend meet Jesus in a crowded house....but we can still help our friends know Jesus! So here's our big idea.

We can help our friends know Jesus



- **Slide: We can help our friends know Jesus**

**RESPONSE TIME** | 5 minutes

**SAY** Even though it took a lot of time and work and energy, the paralyzed man's friends knew it was worth it to find a way to get him to Jesus. Do you ever feel like it's hard to help your own friends know Jesus? Maybe you're nervous about talking about Jesus with your friends, or you're worried about they'll think of you.

**SAY** One way I've shared Jesus with my friends is by \_\_\_\_\_ ***(Share a specific example of a way you've talked about Jesus or acted like Jesus in order to help your friends know him better.)*** Do you guys have other ideas? (Let kids share ideas out loud.)

**SAY** We can tell our friends about Jesus, and we can also **SHOW** our friends what Jesus is like. We can treat others like Jesus would treat them. Just by following Jesus with our actions, and living like he would live, our friends will see what Jesus is like!

**SET UP WORSHIP** Now it's time to focus on God and show him that we trust him—through worship!

- ***Music Video: Open My Eyes (3 minutes)***
- ***Music Video: Dance Laugh Love (3 minutes)***

**PRAY** Ask kids to take a couple minutes of quiet to ask God to show them one friend he wants them to introduce to Jesus. Then wrap up by asking God to give us all confidence to tell everyone we know about Jesus!



LARGE GROUP

ACTIVITY 1

ACTIVITY 2

ACTIVITY 3

## SUPPLIES

- Small piece of tear off paper (1 per small group, about 2 feet long)
- Baby doll/stuffed animal (1 per small group)
- Chair (1 per small group)

## PREPARE

10:00

- Split into *small groups* or stay in *one large group*.
  - *Video: 10-Minute Countdown Timer*
- Set out a *chair* at one end of the room for EACH small group.

## CARRY YOUR FRIEND! | 10 minutes

**SAY** We're going to have some fun carrying our pretend "friend" on a mat, like the guys in today's story!

- Everyone will line up in small groups, and then find a partner.
- Each pair will take turns and hold a doll on top of a tear-off sheet of paper (each partner should hold up two corners of the paper).
- Pairs from each small group will race (fast walking only!) to carry the doll on the paper to the end of the room, around the chair, and back to your group!
- If a relay is too much for younger kids, just have them all take turns in an ordered fashion, OR let them do it at the same time!

**SAY** Imagine carrying your REAL live friend on a mat, and lowering him through the roof!

- Why did they go to SO much trouble to do that?
- Why was it so important to them that their friend see Jesus instead of a doctor?
- What did Jesus do for the paralyzed man?

LARGE GROUP

ACTIVITY 1

ACTIVITY 2

ACTIVITY 3

## SUPPLIES

- Toy (1 per small group)

## PREPARE

10:00

- Split into *small groups*.
  - *Video: 10-Minute Countdown Timer.*

## TALKING ABOUT JESUS | 10 minutes

**HOW TO PLAY** Have kids sit in a circle and give one kid a toy (it can be a Lego, a doll, etc).

- Pass the toy around the circle while counting out loud (everyone in the group can count together).
- Whenever you (the leader) decides to stop, say “Freeze!”
- Whoever has the toy when you say “Freeze” has to tell the group about their own favorite toy or game, and why they love it so much.
- Continue passing until every kid in the group has had a turn to talk

**ASK** Is it fun to tell other people about the things we love, like our favorite toys? What about Jesus? Can we talk about him too? Why do YOU love Jesus? What would you say about him?

## SUPPLIES

- Markers/scissors (1 set per small group)
- Mat/Background image (1 per kid)
- Paralyzed man image (1 per kid)
- Gold fastener (1 per kid)

## DO IT

**SAY** The paralyzed man's friends lowered him through the roof to see Jesus, so that he could be healed. We're going to re-create the story by making our own man being lowered on a mat!

- Give each kid **markers and scissors**. Give each kid **1 mat/background image, 1 paralyzed man image, and 1 gold fastener**.
- Let kids color and decorate the mat/background image however they like.
- Let kids color and cut out the paralyzed man, then place him on top of the mat/background image (there's a blank space in the middle to place him).
- Stick a gold fastener through the middle of the man image and the background image (you might need to poke a hole with a pen first). Then, bend the 2 metal flaps against the back of the image. Now he can "spin" around on top of his mat!

## KNOW IT

**ASK** How did the paralyzed man's friends help him?

**ASK** What did Jesus do for the man?

**ASK** Why/how can Jesus forgive our sins and heal us of sickness?

**ASK** What different ways can we help our friends?

**ASK** Can WE help our friends know who Jesus is too? How?

- Give kids a **maze or a word-search activity sheet** till their parents pick them up.



## lesson NEEDS



**Big Idea:** We can help our friends know Jesus, Tell me about Jesus and the paralyzed man.

### LARGE GROUP

Item	Usage	Details	Provided by
No supplies required.			

### ACTIVITY 1 | Played in small groups or one large group

Item	Usage	Details	Provided by
Piece of blue plastic	2 feet long, 1 per small group, reused		KC Site Support
Baby doll/Stuffed animal	1 per small group		KC Site Support
Chair	1 per small group		site

### ACTIVITY 2 | Played in small groups


Item	Usage	Details	Provided by
Toy	1 per small group, reused		site

### ACTIVITY 3 | Played in small groups

Item	Usage	Details	Provided by
Coloring sheet - Jesus heals a man	Quantity determined by site.	8.5x11 paper, black & white, Page 8	site
Maze sheet - Jesus heals a man	Quantity determined by site.	8.5x11 paper, black & white, Page 9	site
Word search sheet - Jesus heals a man	Quantity determined by site.	8.5x11 paper, black & white, Page 10	site
Markers	Quantity determined by site.		site
Scissors	Quantity determined by site.		site
Mat/Background image	1 per kid	8.5x11 paper, black & white, Page 11	site
Paralyzed man image	1 per kid	8.5x11 paper, black & white, cut into quarter sheets, Page 12	site
Gold fastener	1 per kid	<a href="#">Staples. Item #44412</a>	KC Site Support

name \_\_\_\_\_

---



Tell me about the man Jesus healed.


How can we introduce our friends to Jesus?

*Read more about this week's story in the book of Luke 5: 17-26.*



name

---






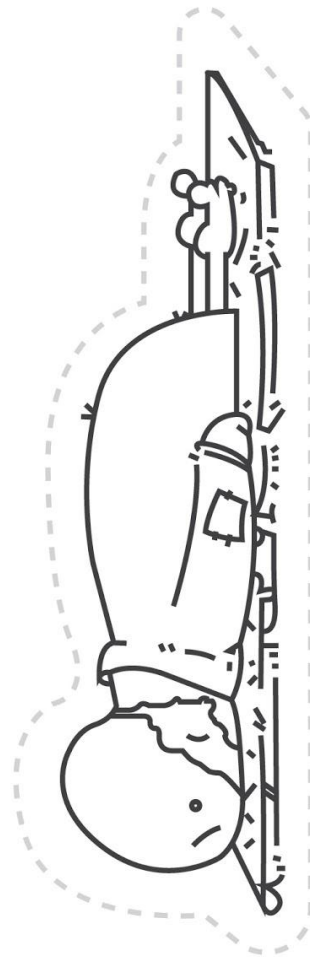
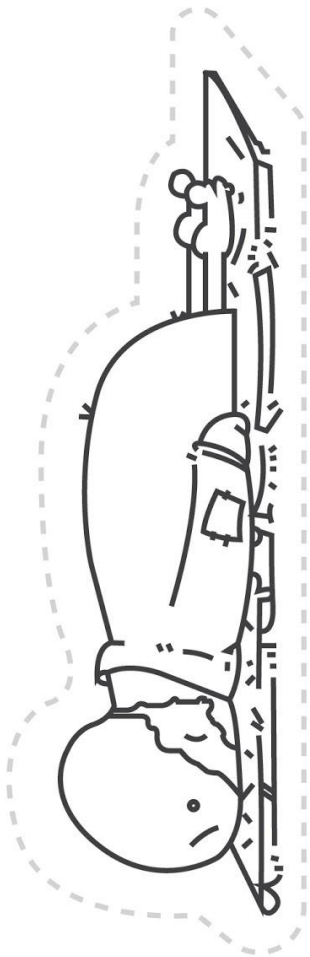
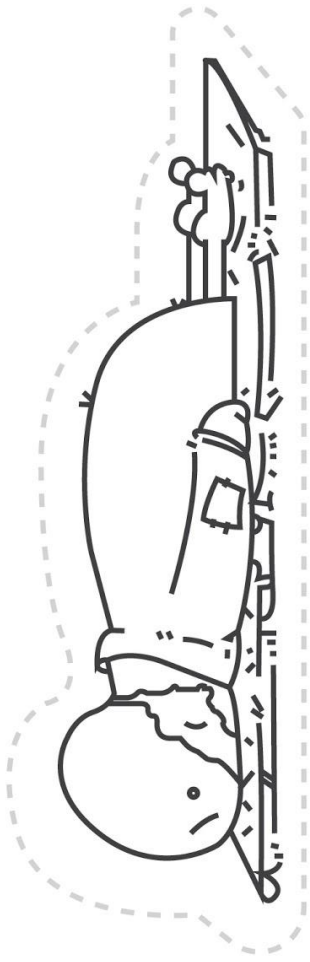
name

---

N X H C E K F O M J Q E  
L J E S U S C R A P K N  
T E S I P Y V E N G J H  
Q I E C A T G W B Z F J  
B J L N R F H W F O K X  
I K K F A O X F O F G Y  
B S L H L N W R P K H P  
L Z J K Y B Q D R H E O  
E K L Y Z F K X B J A Y  
V H H S E Z P V U N L Y  
O D I Z D Z M P N J L Y  
F Z F R W B E L I E V E

JESUS  
MAN  
PARALYZED  
ROOF  
CROWD  
HEAL  
BELIEVE  
BIBLE





# K-2nd

JAN 25/26, 2020



a/v

NEEDS



1. KC Logo Slide: for when kids enter the room (All that You Need instrumental; mp3 only; can be downloaded on website)
2. Video: SAFE / Everyone is Welcome / v1
3. Video: 10 Second Countdown\_012620
4. Video: God's Story / Jesus Heals a Man
5. Video: Toy Story 4 / Operation Pull Toy
6. Slide: We can help our friends know Jesus
7. Video: 10-Minute Countdown Timer
8. Video: 10-Minute Countdown Timer