

# K-2nd

Nov 30-Dec 1, 2019

## NEED TO KNOW

- We'll be doing Christmas lessons during the whole month of December! Each week focuses on a different aspect of the Christmas story.

## LARGE GROUP | 15 Minutes

- Big idea: **Jesus is the best gift ever.**
- Story: **Wise Men**
- Scripture: **Matthew 2:1-12**

## GAME TIME | 10 Minutes

- Play a fun balloon game!

## COOL DOWN | 10 Minutes

- Play a gift game.

## LARGE GROUP | 15 Minutes

- Review the big idea, main verse and worship.

## SMALL GROUP | 15+ Minutes

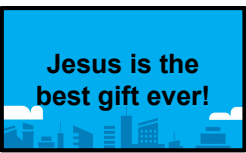
- Create an Advent game board.

## CONNECT | 5 Minutes



- **Say:** Welcome to Kids' Club, we're so glad you're here! We want this to be a **safe** and **fun** place for you. To do that, we all need commit to doing a few SUPER important things! Let's watch a **video** to help remind us what those things are!
- **Video: SAFE Video: Following Directions!**

## THE BIG IDEA | 5 Minutes



- **Say:** Welcome to Kids' Club, we're so glad you're here! We want this to be a **safe** and **fun** place for you. To do that, let's all commit to doing a few things:
  - Show respect to each other
  - Listen when someone else is speaking
  - Have fun!
- **Say:** This month, we're celebrating Christmas in all kinds of fun ways, and we're celebrating because it's Jesus' birthday! For hundreds and hundreds of years, God told people about a king that would come and rescue the entire world. And that king came in a really unexpected way: born as a baby! Let's take a look at today's BIG IDEA:
- **Slide: Jesus is the best gift ever!**
- **Say:** Let's hear more about it in this video about how Jesus is the best gift ever.
- **Video: Kidspring / Star Voyager**
- **Say:** When Jesus finally arrived, some men decided to go find Jesus. They had heard who He was, and they wanted to worship and celebrate him, and bring him gifts of their own! Let's check out a video and see what happened on this journey. As you watch, see how these men risk their lives just so they can worship Jesus, the greatest gift we've EVER received.
- **Video: Saddleback Kids / The Wise Men**
- **Ask:** So what did the wise men do when they finally found Jesus? (Let kids respond.) Yep, they bowed down, worshipped him, and gave him gifts! They knew how special Jesus was, and they wanted to show it.
- **Say:** Today, we're going to celebrate Jesus just like those wise men, and Generous Rex, did! We're going to recognize him as the king and rescuer who came here to Earth to do something know one else could ever do: he took the punishment for all our wrong choices. He took our place, died and rose from the dead. And because of that, we get to have a relationship with God, and never be separated from him again.

LARGE  
GROUP

GAME  
TIME

COOL  
DOWN

LARGE  
GROUP

SMALL  
GROUP

## SUPPLIES

- Red Balloons (4 per group)
- Green Balloons (4 per group)
- Styrofoam Bowl (1 per kid)

## PREPARE



10:00

- Start the **10 Minute Countdown Timer**
- Split into **small groups**.

## CHRISTMAS BALLOON BASH | 10 Minutes

It's time for some Christmas fun! Blow up red and green balloons, and play balloon games!

### Option 1: Choose from the following games (play just one, or play them all!)

- Give each kid a **bowl**. Toss the balloons in the air, and just let kids have fun trying to keep them in the air, and catch the balloons with their bowl (without letting them touch the ground!)
- Have kids stand in a line. Give each kid in front of the line one balloon. Once you say start, the kids pass the balloon **under their legs** then **over the next person's head** until it reaches the last person in the line. This could be fun as a competition between the small groups, to see who finishes first!
- Toss up the balloons and **call out either red or green**: whichever color you call out, kids have to try and catch it! If they can't catch them, they sit down, and the rest of the kids continue playing (or just let them keep playing).

**Option 2: Have a lot of kids in the room?** Give each small group 1 red and 1 green balloon. Divide your small group into 2 teams - the Red Team and the Green Team:

- See which team can keep their balloon in the air the longest without touching the ground.
- Do the relay (passing balloon over/under) and see which color finishes first.
- Sit in a circle. Try to pass the balloon around using only your feet.



## SUPPLIES

- Gift bag (2 per room)
- Candy canes (1 per kid)

## PREPARE



- Start the **10-minute countdown timer**.
- Get out the **Christmas gift bag**. Fill it with enough candy canes for every kid to have one.
- Stay in **one large group** or split into **two small groups**.

## PASS THE GIFT | 10 Minutes

**We've talked about how the wise men brought gifts for Jesus, and now we'll play a gift-giving game!**

- Have kids sit in a circle on the floor (or two circles, if you're dividing them up). When you start the music video mix, start passing the gift bag around the circle.
- Whenever you pause the music, whoever's left holding the gift bag gets to pull out a gift, and then give it to someone else in the circle who does NOT have a gift yet! (Make sure to *pause*, not move on to the next slide.)
- Make sure to pay attention to who has or hasn't gotten a gift, and pause so that each kid gets a turn.
- Tips:
  - If you have two circles, give a bag to each circle and have them play at the same time.
  - If you have a very small group of kids, don't have a kid get "out" every time the music stops. Instead, come up with a funny command they have to do, like crab walking around the circle, singing a Christmas carol, etc.

LARGE GROUP

GAME  
TIME

COOL  
DOWN

LARGE  
GROUP

SMALL  
GROUP

## THE BIG IDEA | 5 Minutes



**Play the 10-Second Countdown** to redirect kids attention to Large Group.

- **Say:** Let's check out a video of a special character who wants to be generous and give gifts to others for Christmas, just as God gave the best gift ever to us! Things don't exactly as planned though...
- **Video: [Generous Rex](#)**
- **Say:** Giving gifts is a big part of Christmas, and it's pretty fun, right? But here's the thing: no matter what cool gifts we want, or what we get other people, or what others get for us, Jesus will ALWAYS be the greatest gift we've ever received.
- **Say:** Why do you think Jesus is the greatest gift ever? (Let kids respond.) It's because God sent him to rescue us from all the wrong things in the world. Jesus came here to make things right. He healed people and did amazing miracles. He served people, even though HE'S the king! Jesus is the greatest gift we could ever get.
- **Say:** Here's a special verse we'll be hearing this month. It's from a book in the Bible called "Corinthians", and it was originally a letter that Paul wrote to a church full of people who needed encouragement! Let's check it out.
- **Slide: 2 Corinthians 9:15 / Give thanks to God for his indescribable gift!**

## WORSHIP AND RESPOND | 5 Minutes



- **Say:** Let's worship Jesus with a special song called "Oh Come All Ye Faithful". In this music video, the whole song is created with ONLY people's singing voices, NO musical instruments! Remember, when we worship, God is here with us, listening to our words! So give all your focus and attention to him.
- **Music Video: [Open My Eyes](#)**
- **Music Video: [Noel \(Motions\)](#)**
- **Pray:** Jesus, you are the greatest gift we could ever receive. You are our rescuer, and we give you all our praise and celebration, just like the wise men did. Amen!

LARGE  
GROUP

GAME  
TIME

COOL  
DOWN

LARGE  
GROUP

SMALL  
GROUP

## SUPPLIES

- Advent game board (1 per kid)
- Game piece template (1 per kid)
- Snowflake/Christmas Stickers (3 per kid)
- Scissors
- Markers
- Glue sticks
- White paper (1 piece per kid)


## KNOW IT | 5 minutes

- How did God speak to the magi/wise men? How did they worship Jesus?
- What gifts did the wise men bring? What might those gifts be if the wise men were around today?
- Imagine you're one of the wise men: If you were giving a gift to Jesus, what would you give him?
- What does it mean to worship Jesus? What are some ways we can worship Jesus? (*Here are some hints to help kids think of things: spend time with just him, pray, sing, dance, give gifts, bow, tell Jesus why we love him, read the Bible, obey/follow him, help others, thank him, etc.*)
- What is something you would travel really far, and even risk your life, to find?
- **Say:** If you would go to great lengths to do THAT, Jesus and what he offers you will blow your mind! He wants to fill our lives with wonder, excitement, and amazing blessings. He wants to actually rescue us, and help us be close to God!

## DO IT | 5 Minutes

***Let's create a Christmas advent game board. Advent is a special way to prepare for Christmas and celebrate throughout the whole month!***

- Take this game board home and set it somewhere you can see everyday.
  - Each space represents a day of December. Each day of December, move a game piece to that day. Do what's in the space!
- Give each kid a **game board and game piece template**. Set out **markers, scissors and glue sticks**.
  - Let kids create their game piece by coloring it and cutting it out. Then fold along the lines in between the characters to make a triangular shape. Glue it together along the "flap". Now it can stand up on it's own!
  - They can cut out the game pieces and fold along the dotted line to make them "stand up".
- Since the game board won't take long to "make", give kids **white paper** and **5 Christmas stickers**. They can either put the stickers on their Advent game board, or they can use them to create a Christmas card with the white paper.



***\*SPECIAL NOTE FOR YOUNGER KIDS:*** Younger kids might not be able to cut out and fold the game piece on their own/in class. Let them take the template home and create it there instead.

## EXTRA TIME?

- Give kids a **maze, or a word-search activity sheet** to work on until their parents pick them up.

# LESSON needs

# K-2nd

Nov 30-Dec 1, 2019



## connect questions

Big Idea: Jesus is the best gift ever.

Kids will be eating candy canes today. Notify a volunteer if there are any allergies.

## lesson supplies

### LARGE GROUP

Item	Usage	Details	Provided by
Adventure Bible for Early Readers	1 per large group, reused	<a href="http://BiblesbytheCase.com">BiblesbytheCase.com</a>	site

### GAME TIME | Played as one large group or in small groups

Item	Usage	Details	Provided by
Styrofoam bowls	1 per kid, reused	<a href="http://Webstaurant">Webstaurant</a>	KC Site Support
Red balloons	4 per group, reused (per day of services)	<a href="http://Amazon">Amazon</a>	KC Site Support
Green balloons	4 per group, reused (per day of services)	<a href="http://Amazon">Amazon</a>	KC Site Support

### COOL DOWN TIME | Played as one large group or in small groups


Item	Usage	Details	Provided by
Gift bag	2 per room per service	<a href="http://Amazon">Amazon</a>	KC Site Support
Candy Canes	1 per kid	<a href="http://Oriental Trading">Oriental Trading</a>	KC Site Support

### SMALL GROUP

Item	Usage	Details	Provided by
Coloring sheet/Maze Sheet/ Word Search - Wise Men	Quantity determined by site.	8.5x11 paper, black & white, Page 8/9/10	site
Markers/Scissors/Glue sticks	Quantity determined by site.		site
Advent game board	1 per kid		Will be sent to site from vendor
Game piece template	1 per kid	8.5x11 cardstock, black & white, cut into quarter sheets, Page 11	site
Snowflake/Christmas Stickers	3 per kid	<a href="http://Amazon">Amazon</a>	KC Site Support
White paper	1 piece per kid	8.5x11 white copy paper	site

name \_\_\_\_\_


---





name

---



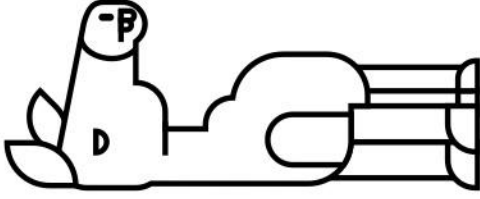
name

---

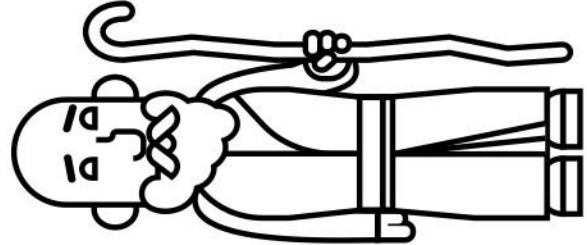
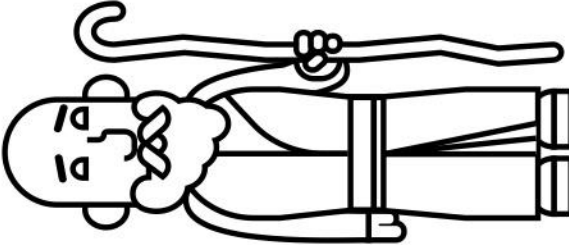
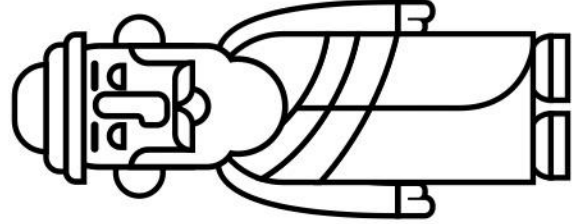
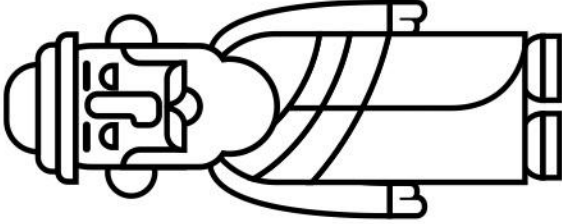
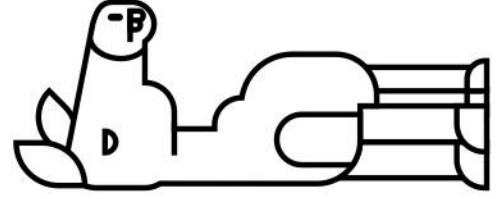
W P W X E G C C Q J J J T A X  
B F H P T F D E E Y O M Y Y W  
B J Q B S L U O M P Z S V P C  
A B P G M T K H G O W M E C O  
A E H N E A A S W B F Q A P W  
W V I N Z Y G R N N A D N R H  
W J T N H T R I Y D K F D V Z  
D E L D E K S A U H Z F D J G  
H T M N R M S A M T S I R H C  
W Q G X O K G X E U J E S U S  
H E C M D O S D U L E V A R T  
W A T V D R E A M O D E T G Y  
T I W P K C C G Q U A M E T S  
Z S S V P X C G L K T P W E L  
J Q H E E C C G X A L I D H U

CHRISTMAS  
JESUS  
WISE  
MEN  
MAGI  
STAR  
HEROD  
TRAVEL  
DREAM  
MARY  
JOSEPH

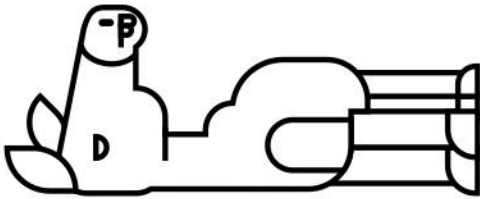
glue here!



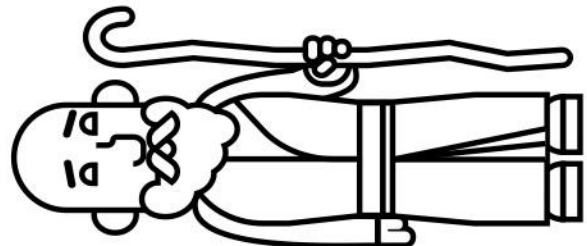
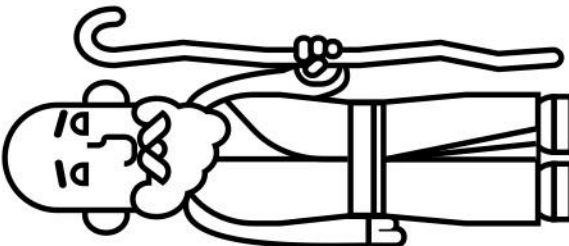
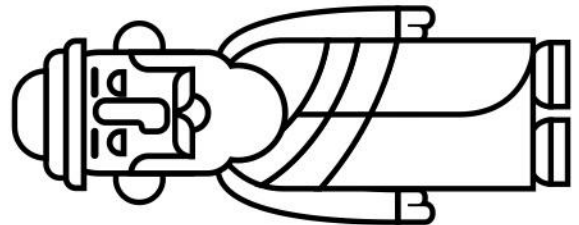
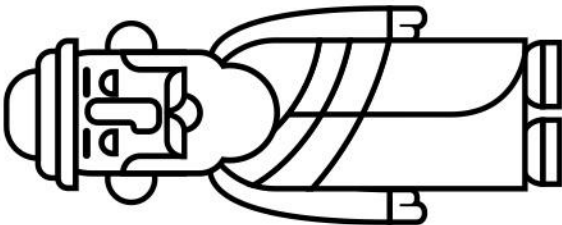
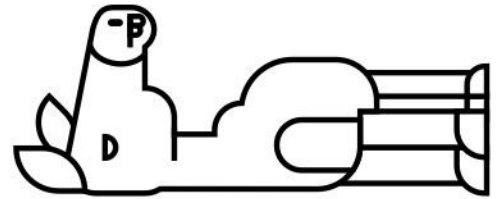
glue here!



glue here!



glue here!



# A/V needs

K-2nd



1. KC Logo Slide: for when kids enter the room (All that You Need instrumental; mp3 only; can be downloaded on website)
2. Video: SAFE Video: Following Directions (KC/SM media videos songs>videos>SAFE videos)
3. Video: Kidspring / Star Voyager ([youtube.com/watch?v=bdUfvFL5jck](https://youtube.com/watch?v=bdUfvFL5jck))
4. [Video: Saddleback Kids / The Wise Men](#)
5. Video: 10-Minute Timer
6. Video: 10-Minute Timer
7. Video: 10-second countdown timer\_120119
8. [Video: Generous Rex](#)
9. **Slide: 2 Corinthians 9:15 / Give thanks to God for his indescribable gift!**
10. [Music Video: Open My Eyes](#)
11. [Music Video: Noel \(Motions\)](#)