



3PK

Nov 30-Dec 1, 2019

NEED TO KNOW

- We'll be doing Christmas lessons during the whole month of December! Each week focuses on a different aspect of the Christmas story.

FREE PLAY | 15 Minutes

- Check kids into the room and personally connect with them through free play.

GET READY | 5 Minutes

- Clean up and play a fun game to prepare kids for Large Group.

LARGE GROUP | 20 Minutes

- Watch a story video, worship, and pray!

CONNECT TIME | 15+ Minutes

- Personally connect with kids as they eat a snack.
- Play with kids through guided play-based activities!

GET READY

LARGE GROUP

CONNECT TIME

CLEAN UP TIME | 1 Minute

- **Begin clean up about 15 minutes into service.** The presenter will give you a 5 minute warning before Large Group starts.
- **Say:** It's clean up time! Let's all clean up as FAST we can while I count down from 10 to 1. Ready, set....go!
- Slowly countdown from 10 to 1 until kids have cleaned up toys. Then circle up on the floor, or line up at the door.

GET READY! | 5 Minutes

- While in line, tell the kids that they're going to hear a story about a very special announcement.
- Then practice "announcing" in silly ways! Lead kids in repeating/doing the following actions after you:
 - Turn around backwards and say, "I have good news!"
 - Stand on one foot and say, "I have good news!"
 - YELL, "I have good news!"
 - Sing, "I have good news!"
 - Dance and say, "I have good news!"
 - In a deep voice say, "I have good news!"
 - In a high-pitched voice say, "I have good news!"
 - Whisper, "I have good news!"

Transition to Large Group: Now let's get ready to hear about how this story in Large Group! Line up at the door, and let's go sit on the big carpet.

WELCOME AND H.O.P.S. | 5 Minutes

- **Say:** Hey everyone, I'm so glad to see you! Before we get started, I want you to meet my friend HOPS. She's going to show us how we can act in Kids' Club!
- **Video: HOPS Share with others! (winter theme)**
- **Say:** Does everyone have your listening ears on tight? Then let's get started!

REVIEW GOD'S STORY | 5 Minutes



- **(Hold up the *Bible*.)** This is God's story. Out of ALL the stories in the world, this is the most important. Do you know what it's called? (The Bible!) It's God's Rescue plan! It shows us how He rescued us from all the wrong things in the world.



- **(Make a big round "world" with your arms)** In the beginning, God made the whole world and everything in it, and it was GOOD. Let's all say, "It was good!"



- **(Pretend to swim in the water)** God made all the water in the oceans, and rivers, and lakes. Let's pretend to swim in the water!



- **(Pat the "dirt" on the ground)** God made all the dirt and trees and flowers. Let's pat the ground and feel the dirt in our hands! Now put your arms up and be a tree!



- **(Pretend to fly and tweet like a bird)** God made all kinds of animals, like birds! Let's pretend to flap our wings and fly like a bird!



- **(Hold up two fingers)** Then God made two people: Adam and Eve. They got to live in a beautiful garden, and walk and talk with God. And it was GOOD.




- **(Make a "ssss" sound and pretend to be a snake)** But THEN, something very, VERY sad happened. A snake tricked Adam and Eve, and they disobeyed God. Then, all the wrong things came into the world, like sickness, and sadness and death. Show me your sad face.



- **(Put your hands on your heart)** Even though Adam and Eve disobeyed God, God loved them anyway! He planned a great rescue so that Adam and Eve, and you and me, could be close to God again! Do you know who the Rescuer is? (Let kids say: Jesus!)

INTRODUCE THE STORY | 5 Minutes

- **Say:** Now people had to wait...and wait...and wait for the Rescuer. ***Let's all stand up and pretend to wait around. Cross your arms and say "Arghhhh! When will the Rescuer be here?"***
- **Say:** After God's family waited for a *really* long time, God sent an angel with a VERY special announcement. This angel appeared to a woman named Mary! When Mary first saw the angel, she was pretty scared! She didn't expect to see an angel...But the angel had GREAT news. He said, "Don't be afraid!" And then he made A BIG announcement!
- **Say:** The angel told Mary: "Jesus, the Rescuer, is coming!" ***Can you guys say that altogether? Ready? 1-2-3: "JESUS IS COMING!"***
- **Say:** So...the Rescuer was almost there...and everybody was so excited! ***Let's all jump for joy!***
- **Say:** Let's watch a video to learn more about how Jesus arrived! As you watch, try to figure out how He comes to the world!
-  **[Video: God's Story / Christmas](#)**
- **Ask:** So how did Jesus come into the world? Yep, he was born as a little baby! ***Let's all pretend to rock a baby back and forth. Good job!***
- **Say:** The angel's announcement was TRUE: the Rescuer was on his way. And normally, angels don't announce babies, so Mary knew her baby would be the Rescuer of the whole world. She knew this baby would be very, very special.
- **(Loop: Birthday Candles.)** Now what do we call the special day that we're born? (Let kids respond.) Yeah! It's your birthday! That means that when Jesus was born, it was HIS birthday.
- **Ask:** Does anybody know the special day when we celebrate Jesus' birthday, when he was born as our Rescuer? Yes, Christmas! And we get to celebrate it every single year. I am so excited that we get to celebrate Jesus, are you? Yay! Let's all yell, "Woohoo!"

PRAY AND WORSHIP | 10 Minutes

- **Say:** Now it's time to pray to God. When we pray, that means we talk to him, and he actually LISTENS to us, and hears our words! So let's talk to God right now. Close your eyes, and say these words after me.
- **Pray (Breaking it into small, repeatable phrases):** God, we're so glad you sent us our Rescuer, Jesus. We love you so much. Help us remember why we have Christmas!
- **Say:** Now it's time to worship Jesus! That means we sing and dance and tell him how much we love him. Everybody stand up and sing as loud as you can!
- **[Music Video: Wiggle Worm](#)**
- **[Music Video: Robot Rock](#)**
- **[Music Video: Jesus Loves Me](#)**



Transition to Connect Time: Now we're going to go do story time in our rooms. Tip toe like a quiet little mouse and line up by your leader!

SUPPLIES

- Party hat (1 per kid)
- Happy Birthday Jesus sticker (1 per kid)
- Markers/crayons

STORY TIME | 5 minutes

- Who did God's family have to wait for, for a long, long time? (The Rescuer!)
- Who gave a special announcement to Mary? (The Angel.)
- What did the angel announce? (He told Mary, "Jesus is coming!")
- How did Jesus come into the world? (He was born as a baby.)
- When do we celebrate Jesus' birthday? (On Christmas.)

SNACK TIME | 5 minutes



- **Pass out graham crackers or goldfish, and let kids eat at tables.** This is a time to personally connect with kids and find out about their day, not just focusing on the story.
- **Ask things like:** What did you do today? Who brought you to Kids' Club? What's your favorite (blank)?

CREATE AND PLAY | 10+ minutes

- **Ask:** What kinds of things do we do to celebrate a birthday? (Let kids answer: sing, play games, eat cake, decorate, etc.) Can we celebrate Jesus' birthday? (Yes!)
- Give each kid a **party hat** and a **"Happy Birthday Jesus!" sticker**. Let kids put the stickers on their hats (or on themselves!).
- Sing "Happy Birthday" to Jesus as a group! Then play some KC music and celebrate some more.
- Here's some ideas to further celebrate Jesus while wearing their party hats:
 - Do a celebration parade, and lead kids around the room while doing funny dance moves.
 - Have kids make crazy noises/dances/walks when the lights are on, then STOP when the lights are off.
 - Play "Freeze Dance": kids have to dance and make noise when the music plays, but as soon as it stops, they have to FREEZE!

- Keep kids engaged until parent pick up by giving them a **coloring sheet or activity sheet** to work on!



connect questions

Tell me about Christmas. Who is our rescuer?

lesson supplies

GET READY | Played in one large group

Item	Usage	Details	Provided by
None			


LARGE GROUP

Item	Usage	Details	Provided by
Jesus Storybook Bible	1 per large group, reused	BiblesbytheCase.com	site

CONNECT TIME

Item	Usage	Details	Provided by
Coloring sheet - Jesus is born	Quantity determined by site.	8.5x11 paper, black & white, Page 7	site
Activity sheet	Quantity determined by site.	8.5x11 paper, black & white, Page 8	site
Markers or Crayons	Quantity determined by site		site
Party Hat	1 per kid	Discount Party Supplies	KC National
"Happy Birthday Jesus!" sticker	1 per kid	Avery Stickers 5294, color, Page 9	site

name _____




Tell me about Jesus.

Why do we celebrate Jesus' birthday?

You can hear more about today's story in Luke 1-2.

name



Tell me about Jesus.

Why do we celebrate Jesus' birthday?

You can hear more about today's story in Luke 1-2.



**Happy
Birthday
Jesus!**



**Happy
Birthday
Jesus!**



**Happy
Birthday
Jesus!**



**Happy
Birthday
Jesus!**



**Happy
Birthday
Jesus!**



**Happy
Birthday
Jesus!**



**Happy
Birthday
Jesus!**



**Happy
Birthday
Jesus!**



**Happy
Birthday
Jesus!**



**Happy
Birthday
Jesus!**



**Happy
Birthday
Jesus!**



**Happy
Birthday
Jesus!**

A/V needs

3PK



1. Song slide: for when kids enter the room (All that You Need instrumental; mp3 only; can be downloaded on website)
2. Video: HOPS: Share with others!
(<https://www.youtube.com/watch?v=FDmSL17dhOI&feature=youtu.be>)
3. Video: God's Story / Christmas
(<https://www.youtube.com/watch?v=nk58bHnJLD4&feature=youtu.be>)
4. Loop: Birthday Candles (<https://www.youtube.com/watch?v=To6qglVhx2M>)
5. **Music Video: Wiggle Worm**
6. **Music Video: Robot Rock**
7. **Music Video: Jesus Loves Me**