

K-2nd

Nov 16-17, 2019

NEED TO KNOW

- This week is all about Nehemiah, and how can rebuild anything and make all things new! To prepare for today's lesson, think through something in your life that God has made new. How has he rebuilt or repaired something broken?

LARGE GROUP | 15 Minutes

- Big idea: **God makes things new**
- Story: **Nehemiah**
- Scripture: **Book of Nehemiah**

GAME TIME | 10 Minutes

- Have kids knock down and rebuild structures made of plastic cups to represent broken things being made new.

COOL DOWN | 10 Minutes

- Debrief game time and discuss/draw how God helps us overcome obstacles.

LARGE GROUP | 15 Minutes

- Review the big idea, main verse and worship.

SMALL GROUP | 15+ Minutes

- Create a fun city collage!

S.A.F.E. | 5 Minutes



- **Say:** Welcome to Kids' Club, we're so glad you're here! We want this to be a **safe** and **fun** place for you. To do that, we all need commit to doing a few SUPER important things! Let's watch a **video** to help remind us what those things are!
- **Video: SAFE Video: Super Fun**

THE BIG IDEA | 5 Minutes

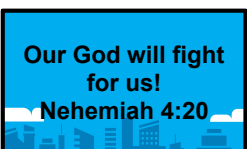


- **Say:** Today, we're going to hear about a guy named Nehemiah; let's all shout "Nehemiah!" God had a very special job for Nehemiah. God wanted him to help take something old and ruined, and turn it into something new!
- **Say:** Are you ready to find out our big idea for today? Let's all countdown "Three, Two, One!" Ready? (Countdown with kids, then show the slide.)
- **Slide: God makes things new**
- **Say:** Let's do some motions to go with our big idea:
 - **God point up**
 - **Makes things (stack one fist on top of the other)**
 - **New (hold hands up and wiggle fingers)**

NEHEMIAH | 10 Minutes



- **Say:** We're going to see how God turns the old and broken city of Jerusalem, and turns it into something new and amazing. And he uses Nehemiah to help get it done!
- **Say:** Nehemiah was a powerful guy who worked for the king, and God had a really special job for him. It wasn't easy, and it took a lot of guts to do! Let's watch another video, and see how God uses Nehemiah to help turn something old into something new.
- **Video: Bible Theatre / Nehemiah**
- **Ask:** What was Nehemiah trying to do? Yep, he was rebuilding the wall around Jerusalem. And who helped Nehemiah do his job?
- **Say:** People definitely helped, but it was God who protected him and fought for him. God wanted to help Nehemiah and his people!
- **Say:** It could have been easy to let all of the obstacles get in his way and stop him. Can anyone remember one of those obstacles? (*God's enemies made fun of him. They tried to attack. They tried to trick him. They tried to mistreat God's people.*) Yep, and at one point in the story, they were ready for an attack! Let's look at what Nehemiah said:
- **Slide: Nehemiah 4:20b "Our God will fight for us!"**
- **Say:** Wow! That's exactly what God does, he fights for us, and protects us, and helps us when we need him. On the count of three, I want you to yell that like it's a battle cry. 1...2...3... "Our God will fight for us!"



LARGE
GROUP

GAME
TIME

COOL
DOWN

LARGE
GROUP

SMALL
GROUP

SUPPLIES

- Plastic cups (40 per group)

PREPARE

10:00

- Start the **10 Minute Countdown Timer**
- Break into **small groups**.

CUP STRUCTURE BUILDERS | 10 Minutes

Say: Today we're talking about how **God makes things new**. He wants us to know that no matter how bad or broken things seem, or how many obstacles are in the way, if we trust in God, He can make anything brand new! Let's do an activity where we have to work together to rebuild something that was "broken"!

- Give each small group **40 plastic cups**.
- Let kids take turns building cups, but with challenges!
- Assign four kids in each group to be the builders first, and give each builder 10 cups.
- Give the builders their obstacles (you can have kids do one of the following, or all of them):
 - Have a non-builder kid **direct** the builder(s) on how to build the structure (they can tell what they to do!)
 - Have one kid direct the builder on how to create the structure with no words, just hand motions.
 - The builder only can use one hand to build a structure.
 - Kids can also create their own obstacles!
 - For older kids: let them try to build something with their eyes closed!
- Once each structure is built, the kids should knock it over so it is 'broken', and ready to be 'made new'.
- Let all the kids have a turn being the different players in the game.

LARGE
GROUP

GAME
TIME

COOL
DOWN

LARGE
GROUP

SMALL
GROUP

SUPPLIES

- One large piece of tear off paper (1 per group)
- Markers

PREPARE

10:00


- Split into **small groups**.

OBSTACLE RECAP | 10 Minutes

Setup: Lay out a **large sheet of tear off paper** for each group, and set out **markers**.

- Have kids draw a big wall, like the wall around Jerusalem in Nehemiah's story! They can draw bricks and stones, or buildings, towers, and people too! While they do that, discuss the following:
 - **Say:** Let's talk about the obstacles (or challenges) we faced while building the plastic cup structures!
 - **Ask:**
 - What obstacle was the hardest as a BUILDER?
 - Questions for older kids: What would have made these obstacles easier to overcome?
 - **Ask:**
 - In real life, we have obstacles too! What is something hard or frustrating you've gone through?
 - Have you ever had a time when you helped a friend or a friend helped you overcome an obstacle?
 - If the kids can't think of examples, provide prompts like "taking a tough test" or "going through a sports tryout", etc.
- If kids are old enough, have them draw themselves overcoming those obstacle, or helping a friend overcome an obstacle.

THE BIG IDEA | 5 Minutes



Play the 10-Second Countdown to redirect kids attention to Large Group.

- **Say:** Let's remember our big idea and motions. Let's all countdown "Three, Two, One!" Ready? (Countdown with kids, then show the slide.)
- **Slide: God makes things new**
 - **God point up**
 - **Makes things (stack one fist on top of the other)**
 - **New (hold hands up and wiggle fingers)**
- **Say:** Remember, God took something old and broken, and he turned it into something brand new. No matter how bad things seem, God can take anything that's old or broken, and he can make it new. Even a city that had been completely ruined! Because his people trusted and obeyed him, God restored their home.
- **Say:** Nehemiah is kind of similar to someone else who helped rebuild. Someone that God sent to us, not just to rebuild a wall, but to rebuild his entire kingdom! Do you all know who that was? (Let kids respond.)
- **Say:** It was Jesus, and he had a really important job to do while he was here. He came to rescue each and every one of us from all the sin and hurt in this world! He died and took the punishment for our wrong choices, so that we don't have to. If you're glad that Jesus did that for you, give someone a high five! (Let kids respond.)

WORSHIP AND RESPOND | 5 Minutes



- **Say:** Nehemiah LOVED God with all his heart, and he followed what God said. Let's check out the special verse we're going to learn this month. It's all about how we should show our love to God too!
- **Slide: Matthew 22:37: Jesus replied: "Love the Lord your God with all your heart and with all your soul and with all your mind."**
- **Say:** Let take a minute and talk to Jesus, and tell him how glad we are that he takes old things, and makes them new. Remember, when we pray, that means we're talking to God, and he actually hears us!
- **Pray: God, thank you for making ALL things new. Thank you for giving us a job to do, just like Nehemiah. Help us listen for your voice, and follow you. Amen!**
- **Say:** Let's worship God for who he is, and what he does for us. Listen to the words, and follow along to the motions!
- [**Music Video: Open My Eyes**](#)
- [**Music Video: Dance Laugh Love**](#)

LARGE
GROUP

GAME
TIME

COOL
DOWN

LARGE
GROUP

SMALL
GROUP

SUPPLIES

- Piece of white cardstock (1 per kid)
- Piece of colored paper (2 per kid)
- Piece of patterned paper (1 per kid)
- Corrugated paper (1 piece per 4 kids)
- Markers/Scissors/Glue sticks (1 set of each per group)

CONNECT | 5 minutes

Take time to connect with kids and retell the story. *You can do this before, during or after the activity below.*

- Why were God's people in trouble?
- Why did Nehemiah go to Jerusalem?
- What did Nehemiah do when his enemies kept trying to stop him from doing his job?
- What did Nehemiah and God's people do when the wall was finished?
- What is something that you think God wants you to do? (Be nice to your sibling, pray before bed, invite a friend to church, etc.)
- What do you need God's help with?

Review today's big idea and motions: God makes things new

- **God** (point up)
- **Makes things** (stack one fist on top of the other)
- **New** (hold hands up and wiggle fingers)

ACTIVITY | 5 Minutes

- Hand each kid a **piece of white cardstock, 2 pieces of colored paper, and 1 piece of patterned paper.**
- Set out **corrugated paper** (there's enough for 4 kids to share one piece of corrugated paper, so they can each cut out pieces from different colors, etc.).
- Set out **glue sticks, scissors** and **markers.**
- **Say:** We are going to build your own city on your piece of paper. You can use the collage paper to create buildings, houses, city walls, etc. You can use markers to add details like doors, windows, people, and decorations!
- This creation can remind kids that God creates and rebuilds things out of nothing. Even things that have been completely destroyed, or situations in our life that make us angry, sad or frustrated.
- As kids work on their cities, ask them about what they're drawing and why.

EXTRA TIME?

- Give kids **a maze, or a word-search activity sheet** to work on until their parents pick them up.



connect questions

Big Idea: God rebuilds broken things. How does God make us new.

lesson supplies

LARGE GROUP

Item	Usage	Details	Provided by
Adventure Bible for Early Readers	1 per large group, reused	BiblesbytheCase.com	site

GAME TIME | Played in small groups

Item	Usage	Details	Provided by
Cups	40 per group, reused	Amazon	KC Site Support

COOL DOWN TIME | Played in small groups

Item	Usage	Details	Provided by
Large piece of tear off paper	1 per group		site
Markers	Quantity determined by site.		site

SMALL GROUP

Item	Usage	Details	Provided by
Coloring sheet/ Maze/ Word Search - Nehemiah	Quantity determined by site.	8.5x11 paper, black & white, Page 8, 9, 10	site
Markers/ scissors/ gluesticks	Quantity determined by site.		site
White cardstock	1 per kid	8.5 x 11	site
Colored paper piece	2 pieces per kid	Quarter sheets	KC Site Support
Patterned paper piece	1 per kid	Discount school supply	KC Site Support
Corrugated paper	1 piece per 4 kids to share	Amazon	KC Site Support

name _____




©2012MMBOX PRODUCTION

Tell me about Nehemiah.
How did God help him?

Read more about this week's story in the book of Nehemiah.

CrossroadsKidsClub.net

name



name

O P R O B R O K E N V E
C S H W U N F L I O L D
J D Q R A K E B W T P I
N K A K H L I W G Z Y V
W E A G D I L J W W U T
J Z H A G O D I E W U V
X S R E R A R B R S B S
F H E S M W P S Y N U Q
W L D I P I G W O R I S
N J E R U S A L E M L U
Y N E V Y I U H U J D J
U U M A G I S W N U C L

NEHEMIAH
BUILD
WALL
JERUSALEM
GOD
JESUS
OLD
NEW
BROKEN
REDEEM

A/V needs

K-2nd



1. KC Logo Slide: for when kids enter the room (All that You Need instrumental; mp3 only; can be downloaded on website)
2. Video: SAFE Video: Super Fun (KC/SM media videos songs>videos>SAFE videos)
3. Slide: God makes things new
4. [Video: Bible Theatre / Nehemiah](#) Slide: Nehemiah 4:20b "Our God will fight for us!"
5. Video: 10 Minute Countdown Timer
6. Video: 10 Minute Countdown Timer
7. Video: 10 Second Countdown Timer_111719
8. Slide: God makes things new
9. Slide: Matthew 22:37: Jesus replied: "Love the Lord your God with all your heart and with all your soul and with all your mind."
10. [Music Video: Open My Eyes](#)
11. [Music Video: Dance Laugh Love](#)