

# K-2nd

Nov 9-10, 2019

## NEED TO KNOW

- Today, we're hearing about how God chose a young boy named David to be king and lead His chosen people. Then one day, the ultimate rescuer king would come—Jesus!

## LARGE GROUP | 20 Minutes

- Big Idea: **God knows us**
- Story: **David is anointed**

## GAME TIME | 10 Minutes

- Re-enact the story using props and kids as the actors!

## COOL DOWN | 10 Minutes

- Draw self portraits and help kids understand what it means for God to know us "inside and out".

## LARGE GROUP | 15 Minutes

- Respond to today's big idea through worship and prayer.
- Practice this month's memory verse: **Matthew 22:37: Jesus replied: "Love the Lord your God with all your heart and with all your soul and with all your mind."**

## SMALL GROUP | 15+ Minutes

- Create a heart and sticker craft!

LARGE  
GROUP

GAME  
TIME

COOL  
DOWN

LARGE  
GROUP

SMALL  
GROUP

## CONNECT QUESTION | 5 Minutes



- **Say:** Welcome to Kids' Club, we're so glad you're here! We want this to be a **safe** and **fun** place for you. To do that, we all need commit to doing a few SUPER important things! Let's watch a **video** to help remind us what those things are!
- **Video: SAFE Video: Always Show Respect**

## THE BIG IDEA | 5 Minutes



- **Say:** Are you ready to find out our big idea for today? Let's all countdown "Three, Two, One!" Ready? (Countdown with kids, then show the slide.)
- **Slide: God knows us**
- **Say:** Let's do some motions to go with our big idea:
  - **God (point up)**
  - **Knows (point your fingers to your temple 2x)**
  - **Us (point to self)**
- **Say:** God knows our heart better than ANYONE, because he created us! He doesn't just care about how we look and what other people see. He cares about what's INSIDE.

## DAVID IS ANOINTED | 5 Minutes



- **Say:** In today's story, we'll meet two important people: Samuel and David. Let's all say "Samuel and David!" Samuel was a prophet, which means he heard from God, and then told others about it. Samuel loved God very much, and followed him with his whole heart. So God wanted Samuel to choose a king for the Israelites! That's a pretty important job!
- **Say:** We're going to watch a video and see who God chooses to be the new king. As you watch, pay attention to the kind of person God chooses, and WHY he chooses him.
- **Video: Jesus Storybook Bible / The Teeny Weeny True King**
- **Ask:** Who did God choose to be the new king? Yep, David! (*Emphasize how David was just a kid, like everyone in this room!*) What was David like? Yes: he was very young, and weaker than his brothers. Other people didn't think he was anything special. But here's what God says.
- **Slide: 1 Samuel 16:7b The Lord doesn't see things the way you see them. People judge by outward appearance, but the Lord looks at the heart."**
- **Say:** God doesn't just care about what's on our outside, does he? God cares what's on the *inside* too. That means he cares about what we think, and how we feel. He looks at our *hearts*. And when God looked inside David's heart, he could tell that David would be a great king, because his heart was like *God's heart*. That means that he followed God, and loved him!
- **Say:** One day, when David was old enough, he became the king for God's family. And one day, years and years later, another king came from David's family! Can anyone guess who that king might be? Yep, JESUS! He came to the world as a king that would rule forever, and who would rescue us from all the wrong things in the world!

LARGE  
GROUP

GAME  
TIME

COOL  
DOWN

LARGE  
GROUP

SMALL  
GROUP

## SUPPLIES

- Ram's horn (1 per room)
- Crown (1 per room)

## PREPARE



10:00

- Start the **10 Minute Countdown Timer**
- Stay in **one large group**.

## RE-ENACT THE STORY | 10 Minutes

- **Say:** Let's reenact part of the story! I need **9 volunteers**.
  - Choose one kid to be Samuel. Give them the **ram's horn**.
  - Choose one kid to be David. Give them the **crown** (but don't let them put it on yet).
  - Choose seven kids to be David's brothers.
- **Say:** Now let's act out the story!
  - **David:** you're going to go hide somewhere in the room. (*Let "David" find a hiding spot.*)
  - **David's brothers:** act as strong and cool as you can. Try and show everyone that you would make the best king! (*Let kids act it up. Pretend to be really interested and impressed by them. To involve the whole room, let them ALL act out this part.*)
  - **Samuel:** you're going to choose a new king. If I say, "Not you" then you have to go sit back down. (Go down the line of 7 "brothers", and tell each one "Not you!", and give them time to sit back down on the floor.)
- **Say:** Well, it looks like none of those strong, cool kingly brothers are going to work out. Who did God choose instead? Yep: David! Let's all call out "David!" to see if he'll come back. (*Lead kids in yelling out "David" on the count of three and wait for "David" to come back.*)
- **Ask:** Who remembers the special thing that Samuel did to show that he chose David as king? Yep, he anointed him by pouring oil on his head! And back then, they filled an animal horn with the oil, instead of a bowl or pitcher! (*Let "Samuel" hold the horn over "David's" head and pour "oil" out. Then let David put the crown on.*)
- **Dismiss kids once you're done, and if you want, repeat the story with new volunteers!**

LARGE  
GROUP

GAME  
TIME

COOL  
DOWN

LARGE  
GROUP

SMALL  
GROUP

## SUPPLIES

- Markers
- Large sheet of tear off paper

## PREPARE



- Play the **10-minute countdown timer**.
- Split into **small groups**.

## GOD KNOWS ME | 10 Minutes

### Say: Gods knows us inside and out!

- Set out **markers** and a **large sheet of paper** and have kids start drawing self-portraits (a picture of yourself!)
- After kids have worked for a few minutes, ask the group about the physical characteristics they're drawing: what's can you see on the "outside"? (hair color, skin color, eyes, arms, legs, clothes, freckles, scars, shoes, etc.)
- Next, help kids identify what it means for God to look at our "inside", and ask kids what things about themselves people *can't* see on the outside. If this is too abstract a concept for younger kids, frame it like this:
  - *We all have things like hair, eyes, clothes, shoes, freckles, faces (have point to each of those attributes). Those are the things that regular people see!*
  - *We also have special things about ourselves that we CAN'T see on the outside, like being kind, funny, loving, smart. Those are things that describe how we act, and what our heart is like (have kids point to their heart).*
  - *Ask kids what things they like about themselves/that they think God likes, that aren't physical characteristics*

LARGE GROUP

GAME  
TIME

COOL  
DOWN

LARGE  
GROUP

SMALL  
GROUP


## THE BIG IDEA | 5 Minutes



**Play the 10-Second Countdown** to redirect kids attention to Large Group.

- **Say:** Let's remember our big idea. Let's all countdown "Three, Two, One!" Ready? (Countdown with kids, then show the slide.)
- **Slide: God knows us**
  - **God (point up)**
  - **Knows ([point your fingers to your temple 2x](#))**
  - **Us (point to self)**
- **Ask:** If God knew David so well, do you think he knows US too? YES! He knows us inside and out. He created every single one of us, and he made us each different and special. The Bible says God actually knows the number of hairs on your head! Woah!
- **Ask:** If God chooses kids like David to be a KING, do you think he chooses US to do important things too? He sure does! Maybe God wants you to do something brave, like inviting a friend to Kids' Club! Or maybe he wants you to do something that you're afraid to do, and you just need to ask him for help with. **For me, it's (*Give an example of something special/big that you've done/are doing. It could be teaching in Kids' Club!*)**

## WORSHIP AND RESPOND | 5 Minutes



- **Say:** God knows us so well, and he chooses us to do important things, just like he chose a kid named David to be king! And no matter what we do, or what we think in our head, or what mistakes we make....HE LOVES US. Always, and forever!
- **Say:** If God loves us for who we are, and knows our heart...than we can do the same for him! We can love him just like Samuel and David did: with all our heart, soul and mind. Let's check out this month's verse!
- **Matthew 22:37: Jesus replied: "Love the Lord your God with all your heart and with all your soul and with all your mind."**
- **Say:** We're going to be learning this verse all month. No matter who you are, where you are, or what situation you're in, Jesus wanted us to remember this! It's THAT important!
- **Pray: God, you know us better than anyone. You know our hearts. We love you so much. Help us to love you with all our heart and soul and mind. Amen!**
- **Set up worship:** Let's spend some time with God by worshipping him! Stand up and get ready to sing about how we can follow him!
- **[Music Video: Everyday \(NEW motion video\)](#)**
- **[Music Video: Everything Belongs to God](#)**



## SUPPLIES

- Heart shapes (2 per kid)
- Blue sticker (1 per kid)
- Red sticker (1 per kid)
- Gold fastener (1 per kid)
- Markers

## CONNECT | 5 minutes

**Take time to connect with kids through some personal life questions.**

- Why did God choose David? (He knew that David had a heart like God; God looks at our insides, not our outsides.)
- What did Samuel do to anoint David? (He poured oil on his head to set him apart as the future king!)
- Why does God know us so well?
- If God were talking about YOU, what do you think he would say?
- What do you think God loves about you most?

## DO IT | 5 Minutes

- Set out **markers** and give each kid **two heart shapes**.
- Read aloud what each side of the template says:
  - On the first heart, let kids put the **blue-word sticker** that says “People see our outward appearance...” and have them draw a self-portrait of themselves.
  - On the second heart, put the **red-word sticker** that says “...but God sees our heart!”
- Help kids put a **gold fastener** through the hole at the top of the hearts, and bend the tips back to hold it in place (blue sticker on top, red sticker on bottom).
- Now the top heart can slide to reveal the heart underneath!

## EXTRA TIME?

- Give kids **a maze, or a word-search activity sheet** to work on until their parents pick them up.



## connect questions

Big Idea: God knows us. Tell me about Samuel and David.

## lesson supplies

### LARGE GROUP

Item	Usage	Details	Provided by
Adventure Bible for Early Readers	1 per large group, reused	<a href="http://BiblesbytheCase.com">Biblesbythe Case.com</a>	site

### GAME TIME | Played in one large group

Item	Usage	Details	Provided by
Ram's horn	1 per room, reused	<a href="http://Amazon">Amazon</a>	KC Site Support
Crown	1 per room, reused	<a href="http://OrientalTrading">Oriental Trading</a>	KC Site Support

### COOL DOWN TIME | Played in small groups


Item	Usage	Details	Provided by
Markers	Quantity determined by site.		site
Large sheet of tear off paper	1 per group		site

### SMALL GROUP

Item	Usage	Details	Provided by
Coloring sheet	Quantity determined by site.	8.5x11 paper, black & white, Page 8	site
Maze sheet - David	Quantity determined by site.	8.5x11 paper, black & white, Page 9	site
Word search sheet - David	Quantity determined by site.	8.5x11 paper, black & white, Page 10	site
Markers	Quantity determined by site.		site
Heart shapes	2 per kid	<a href="http://Amazon">Amazon</a>	KC Site Support
Sticker- blue words	1 per kid	Avery sticker template 5294, color, Page 11	site
Sticker- red words	1 per kid	Avery sticker template 5294, color, Page 12	site
Gold fastener	1 per kid	<a href="http://Staples">Staples</a>	KC Site Support

name

---



Tell me about Samuel and David.


Why did God choose David to be king?

*Read more about this week's story in the book of 1 Samuel 16.*



name

---



name

---

H M R G K J D J C N L T  
G A Q X O C T M S N R B  
J Y N X H D N R J A K X  
X H F O E X E D E V L H  
V F L T I H D H S U O L  
U I C K T N M G U T F D  
O G S O D E T Y S T I X  
T M R Z E P W Y C V A J  
J B B S Y A K D A E F A  
S W S C Q M N D K I N G  
S E S B Y E V E A L L C  
J L F N O A U T Y P Q D

DAVID  
KING  
BROTHERS  
JESSE  
GOD  
JESUS  
HEART  
OIL  
ANOINT

**People see  
our outward  
appearance...**

**People see  
our outward  
appearance...**

**People see  
our outward  
appearance...**

**People see  
our outward  
appearance...**

**People see  
our outward  
appearance...**

**People see  
our outward  
appearance...**

**People see  
our outward  
appearance...**

**People see  
our outward  
appearance...**

**People see  
our outward  
appearance...**

**People see  
our outward  
appearance...**

**People see  
our outward  
appearance...**

**People see  
our outward  
appearance...**

**But God  
sees our  
heart!**

**But God  
sees our  
heart!**

**But God  
sees our  
heart!**

**But God  
sees our  
heart!**

**But God  
sees our  
heart!**

**But God  
sees our  
heart!**

**But God  
sees our  
heart!**

**But God  
sees our  
heart!**

**But God  
sees our  
heart!**

**But God  
sees our  
heart!**

**But God  
sees our  
heart!**

**But God  
sees our  
heart!**

# A/V needs

K-2nd



1. KC Logo Slide: for when kids enter the room (All that You Need instrumental; mp3 only; can be downloaded on website)
2. Video: SAFE Video: Always Show Respect (KC/SM media videos songs>videos>SAFE videos)
3. Slide: God knows us
4. Video: Jesus Storybook Bible / The Teeny Weeny True King (KC/SM media videos songs>videos>Jesus Storybook Bible)
5. Slide: 1 Samuel 16:7b The Lord doesn't see things the way you see them. People judge by outward appearance, but the Lord looks at the heart."
6. Video: 10 Minute Countdown Timer
7. Video: 10 Minute Countdown Timer
8. Video: 10 Second Countdown Timer\_111019
9. Slide: God knows us
10. Matthew 22:37: Jesus replied: "Love the Lord your God with all your heart and with all your soul and with all your mind."
11. [Music Video: Everyday](#)
12. [Music Video: Everything Belongs to God](#)