

K-2nd

October 26-27, 2019

NEED TO KNOW

- This week is all about relying on God for strength, especially when we're most afraid or worried. Prepare by thinking about a situation when God showed you he was with you through a time of fear or anxiety.

LARGE GROUP | 15 Minutes

- Big idea: **God helps us when we're afraid**
- Story: **Daniel**
- Scripture: **Book of Daniel**

GAME TIME | 10 Minutes

- Practice giving thanks with a fun game!

COOL DOWN | 10 Minutes

- Retell the story and respond to Daniel's actions using story cards.

LARGE GROUP | 15 Minutes

- Review the big idea, main verse and worship.

SMALL GROUP | 15+ Minutes

- Make a lion puppet!

LARGE GROUP

GAME TIME

COOL DOWN

LARGE GROUP

SMALL GROUP

S.A.F.E. | 5 Minutes




- **Say:** Welcome to Kids' Club, we're so glad you're here! We want this to be a **safe** and **fun** place for you. To do that, we all need commit to doing a few SUPER important things! Let's watch a **video** to help remind us what those things are!
- **Video: SAFE Video: Everyone Belongs**

THE BIG IDEA | 5 Minutes



- **Say:** Are you ready to find out our big idea for today? Let's all countdown "Three, Two, One!" Ready? (Countdown with kids, then show the slide.)
- **Slide: God helps us when we're afraid**
- **Say:** Let's do some motions to go with our big idea:
 - **God (point up)**
 - **Helps Us (hug yourself)**
 - **When we're afraid (cover eyes)**
- **Say:** Have you guys ever felt worried or afraid before? I sure have! Sometimes when I watch scary movies, or when there's a thunderstorm, or when I'm in a new place that I've never been, it can feel pretty scary! But today, we're going to see how God helps us when we're afraid, and we can ALWAYS turn to him when we need him.

DANIEL | 10 Minutes



- **Say:** There's a guy from the Bible who was in some really scary situations, and his name was Daniel. Let's all shout "Daniel"! Great! Daniel loved God, and he did his best to follow God every day. Give me a thumbs up!
- **Say:** But one day, a new king came and took over his city. This king did not love God like Daniel did, and he made Daniel come and work for him! Daniel had to leave his friends and family, and everything he knew. How would you feel if you were Daniel? Yeah, you might be sad, or even scared. Daniel could have been sad, or angry, but you know what he did? He chose to trust God, and follow him no matter what.
- **Say:** Let's watch a video to see what happened to Daniel, and how God was with him no matter what!
- **Video: God's Story / Daniel**
- **Say:** Wow! So was God with Daniel no matter what? YES! Remember when Daniel was in the lion's den? Can you imagine how scary that would be?! I would be terrified! But guess what? Daniel didn't have to be afraid, because God was with him, and God protected him.
- **Say:** God is ALWAYS with us too, no matter where we go or what we do. He will never leave us, and he will always be here for us. Why do you think that is? (Let kids guess.) It's because God LOVES us! We are his kids, and he loves us more than anything in the world!

LARGE
GROUP

GAME
TIME

COOL
DOWN

LARGE
GROUP

SMALL
GROUP

SUPPLIES

- Piece of paper (1 per kid) OR Chair (1 per kid)

PREPARE

10:00

- Start the **10 Minute Countdown Timer**

THANKFUL SEATS | 10 Minutes

- **Say:** To help us overcome scary situations, there's something we can ALWAYS do to help us through it: **THANK God!** When we're nervous, or lonely, or scared, or anxious, we can immediately pray to God, and thank him for all the good things he's given us. Let's practice giving thanks with a fun game!
- **Set up:**
 - This can be played as one large group, two medium sized groups, or in small groups.
 - Determine if you will play this game using chairs or paper (do whichever is most convenient for your space).
 - Give each kid a **chair OR a piece of paper** based on how your group will play the game.
- **How to play:**
 - Each group needs to sit in a circle, and kids should sit on their paper. There needs to be 1 less paper than there are kids in the group (if you have 10 kids in your group, you need a circle of 9 papers.)
 - Have each kid sit on a paper with one kid standing in the middle. The one in the middle says, "I am thankful for (something that they are thankful for.)" Everyone who agrees with the statement has to get up and find a new seat.
 - There will be one kid left who does not have a paper, and they have to make the new statement "I am thankful for..."
 - If you have kids who consistently are in the middle, tell them that they have already had a turn and to pick someone else to be in the middle so that everyone gets a turn.
 - Play as many rounds as you can in 10 minutes.
- **For kindergarten:** if you feel like your kids are too young to understand this game, play duck duck goose instead! And whenever someone becomes the new goose, they have to first say one thing that they're thankful for, then continue on to picking a new goose.

LARGE
GROUP

GAME
TIME

COOL
DOWN

LARGE
GROUP

SMALL
GROUP

SUPPLIES

- None

PREPARE




- Start the **10 Minute Countdown Timer**
- Split into **small groups**.

GIVE THANKS | 10 Minutes

- **Say:** Let's try to remember some of the ways that God helped Daniel be brave during scary situations.
- Go through the following scenarios and let kids respond to each by saying how Daniel was brave, or just retelling what he did during that part of the story. To make it a little extra fun or challenging, have kids act out each scenario.
 - Daniel leaving his home (Daniel had to leave his home and family and go work for the king)
 - Daniel eating (Daniel asked the king to give him vegetables instead of eating meat like everyone else.)
 - Strong Daniel (Daniel trusted God to help make him strong.)
 - Daniel dreaming (Daniel asked God to tell him what his dreams meant, and then help him share the bad news with others.)
 - Daniel's friends (Daniel's friends refused to bow down to an idol, and they were thrown in a furnace.)
 - Daniel with the lions (Daniel prayed all night when he was with the lions, and God made sure they didn't hurt him!)

THE BIG IDEA | 5 Minutes



Play the 10-Second Countdown to redirect kids attention to Large Group.

- **Say:** Let's remember our big idea and motions. Let's all countdown "Three, Two, One!" Ready? (Countdown with kids, then show the slide.)
- **Say: God helps us when we're afraid**
 - **God (point up)**
 - **Helps Us (hug yourself)**
 - **When we're afraid (cover eyes)**
- **Say:** Let's watch a special music video that's all about Daniel, and how he trusted God through scary situations!
- **Video: Daniel**
- **Say:** No matter what scary situation we're in, God is with us! Let's look at some pictures of things you might do throughout the week. If you think God is with you, and wants to help you in these situations, stand up and hop!
 - **Slide: Bed** *You go to bed and have a nightmare or wake up worried.*
 - **Slide: Bully** *There's a kid at school who's mean to you.*
 - **Slide: Parents** *You do something wrong, and you have to tell your parents about it, and maybe even be punished.*
 - **Slide: Hurt** *You're playing with your friends, and you fall and get hurt.*
 - **Slide: Store** *You get lost at the grocery store.*
- **Say:** Great job, God is with us in ALL of these situations! And no matter how worried or scared we get, he will always help us through it. He will never leave us, and he will never forget about us.

WORSHIP AND RESPOND | 5 Minutes



- **Say:** Remember: whenever we feel afraid, there's something we can ALWAYS do to help us through it: **THANK God!** When we're nervous, or lonely, or scared, or anxious, we can immediately pray to God, and thank him for all the good things he's given us. Let's practice right now!
- **Say:** First, close your eyes, and think of something that scares you or makes your worries. Got it? Now let's all pray to God, and give him thanks.
- **Pray: Dear God. Thank you for taking care of us. Thank you for always being with us, and never leaving our side. We love you so much. Amen!**
- **Say:** Now it's time to worship God! Worship is when we spend time with God, and show him how much we love him. A great way to do that is by singing to him!
- **Music Video: Open My Eyes**
- **Music Video: More Like You Are**

LARGE
GROUP

GAME
TIME

COOL
DOWN

LARGE
GROUP

SMALL
GROUP

SUPPLIES

- Lion template (1 per kid)
- Paper bag (1 per kid)
- Markers, glue sticks and scissors

KNOW IT | 5 minutes

Take time to connect with kids and retell the story. You can do this before, during or after the activity below.

- What scary things did Daniel go through?
- Was God always with Daniel? Is God always with us?
- What are you scared of? What worries you?
- What can we do when we're scared? (Pray to God, and thank him)

Review today's big idea and motions: God helps us when we're afraid

- **God (point up)**
- **Helps Us (hug yourself)**
- **When we're afraid (cover eyes)**

DO IT | 5 Minutes

Create a lion puppet to remember how God helped Daniel when he was with the scary lions!

- Give kids a lion template, a paper bag, markers, scissors and glue sticks.
- Help kids color and cut out the two lion face shapes (these don't need to be cut out perfectly!)
- Show them how to glue the lion FACE on the top of the bag, and the lion MOUTH right below it.
- Let kids further decorate the puppet with markers if they want.
- They can cut out the tail, and glue it on the back of the lion!



EXTRA TIME?

- Give kids **a maze, or a word-search activity sheet** to work on until their parents pick them up.



connect questions

Big Idea: Tell me about Daniel. What can we do when we're afraid?

lesson supplies

LARGE GROUP

Item	Usage	Details	Provided by
Adventure Bible for Early Readers	1 per large group, reused	BiblesbytheCase.com	site

GAME TIME | Played as one large group

Item	Usage	Details	Provided by
Piece of paper OR Chair	1 per kid	8.5x11 paper	site


COOL DOWN TIME | Played in small groups

Item	Usage	Details	Provided by
None			


SMALL GROUP

Item	Usage	Details	Provided by
Coloring sheet - Daniel	Quantity determined by site.	8.5x11 paper, black & white, Page 8	site
Maze sheet - Daniel	Quantity determined by site.	8.5x11 paper, black & white, Page 9	site
Word search sheet - Daniel	Quantity determined by site.	8.5x11 paper, black & white, Page 10	site
Markers, scissors and glue sticks	Quantity determined by site.		site
Paper bag	1 per kid	Webstaurant	KC Site Support
Lion template	1 per kid	8x11 paper, black & white, Page 11	site

name _____



name




Tell me about Daniel.
How did God give him strength?

Read more about this story in Daniel.

name

P	H	U	J	Z	M	C	F	B	N	L	F
B	S	B	J	S	R	S	Q	R	R	O	W
Z	R	A	X	R	T	J	N	A	S	O	O
F	G	D	K	G	V	R	P	V	L	B	R
C	Y	N	A	D	I	E	E	E	F	E	S
A	F	K	I	N	G	S	B	N	M	Y	H
M	V	G	F	Z	I	B	E	U	G	Y	I
E	B	X	O	D	T	E	O	X	Y	T	P
E	E	G	F	L	D	I	L	W	U	I	H
M	A	O	O	Z	D	Z	J	V	S	R	G
C	I	A	O	D	A	E	U	V	Y	A	I
Y	S	S	H	K	V	V	N	S	P	V	R

DANIEL
KING
WORSHIP
BOW
GOLDEN
OBEY
STRENGTH
BRAVE



A/V needs

K-2nd



1. KC Logo Slide: for when kids enter the room (All that You Need instrumental; mp3 only; can be downloaded on website)
2. Video: SAFE Video: Everyone Belongs (KC/SM media videos songs>videos>SAFE videos)
3. Slide: God helps us when we're afraid
4. [Video: God's Story / Daniel](#)
5. Video: 10 Minute Countdown Timer
6. Video: 10 Minute Countdown Timer
7. Video: 10 Second Countdown Timer_102719
8. Slide: God helps us when we're afraid
9. [Video: Daniel](#)
10. Slide: Bed
11. Slide: Bully
12. Slide: Parents
13. Slide: Hurt
14. Slide: Store
15. [Music Video: Open My Eyes](#)
16. [Music Video: More Like You Are](#)