



3PK

Nov 16-17, 2019

NEED TO KNOW

- This week is all about Nehemiah, and how can rebuild anything and make all things new! To prepare for today's lesson, think through something in your life that God has made new. How has he rebuilt or repaired something broken?

FREE PLAY | 15 Minutes

- Check kids into the room and personally connect with them through free play.

GET READY | 5 Minutes

- Clean up and play a fun game to prepare kids for Large Group.

LARGE GROUP | 20 Minutes

- Watch a story video, worship, and pray!

CONNECT TIME | 15+ Minutes

- Personally connect with kids as they eat a snack.
- Play with kids through guided play-based activities!

GET READY

LARGE GROUP

CONNECT TIME

CLEAN UP TIME | 1 Minute

- **Begin clean up about 15 minutes into service.** The presenter will give you a 5 minute warning before Large Group starts.
- **Say:** It's clean up time! Let's all clean up as FAST we can while I count down from 10 to 1. Ready, set....go!
- Slowly countdown from 10 to 1 until kids have cleaned up toys. Then circle up on the floor, or line up at the door.

GET READY! | 5 Minutes

- While in line, tell kids we're going to hear about a guy named Nehemiah who rebuilt a wall. Let's take out our pretend tools!
 - Take out our hammers (pretend hammer down some nails).
 - Take out our shovels (pretend to shovel).
 - Stack our bricks (pretend to stack bricks; stack them really high).
 - Admire our work (say "ooh" and "ahhh").

Transition to Large Group: Now let's get ready to hear about how this story in Large Group! Line up at the door, and let's go sit on the big carpet.

WELCOME AND H.O.P.S. | 5 Minutes

- **Say:** Hey everyone, I'm so glad to see you! Before we get started, I want you to meet my friend HOPS. She's going to show us how we can act in Kids' Club!
- **Video:** [HOPS Obey your leaders! \(Fall version\)](#)
- **Say:** Does everyone have your listening ears on tight? Then let's get started!

REVIEW GOD'S STORY | 5 Minutes



- **(Hold up the Bible.)** This is God's story. Out of ALL the stories in the world, this is the most important. Do you know what it's called? (The Bible!) It's God's Rescue plan! It shows us how He rescued us from all the wrong things in the world.



- **(Make a big round "world" with your arms)** In the beginning, God made the whole world and everything in it, and it was GOOD. Let's all say, "It was good!"



- **(Pretend to swim in the water)** God made all the water in the oceans, and rivers, and lakes. Let's pretend to swim in the water!



- **(Pat the "dirt" on the ground)** God made all the dirt and trees and flowers. Let's pat the ground and feel the dirt in our hands! Now put your arms up and be a tree!



- **(Pretend to fly and tweet like a bird)** God made all kinds of animals, like birds! Let's pretend to flap our wings and fly like a bird!



- **(Hold up two fingers)** Then God made two people: Adam and Eve. They got to live in a beautiful garden, and walk and talk with God. And it was GOOD.



- **(Make a "ssss" sound and pretend to be a snake)** But THEN, something very, VERY sad happened. A snake tricked Adam and Eve, and they disobeyed God. Then, all the wrong things came into the world, like sickness, and sadness and death. Show me your sad face.




- **(Put your hands on your heart)** Even though Adam and Eve disobeyed God, God loved them anyway! He planned a great rescue so that Adam and Eve, and you and me, could be close to God again! Do you know who the Rescuer is? (Let kids say: Jesus!)

THE BIG IDEA | 1 Minute

- **Say:** Say these words and do these motions with me: **God helps us!**
 - **God** (point up)
 - **Helps** ([put one fist on top of your other open palm, and lift up](#))
 - **Us** (hug yourself)
- Now let's all *whisper* "**God helps us!**" Ready? 1, 2, 3...(let kids whisper and do motions). Now let's all *shout*, "**God helps us!**" Ready? 1, 2, 3...(let kids shout and do motions)

TELL THE STORY | 10 Minutes

- **Say:** Today, we're going to hear about a guy named Nehemiah. **Let's say "Nehemiah"!**
- **Say:** His city was broken down, and the walls around it had crumbled. It was the home of God's family, and Nehemiah knew he needed to fix it. **Let's practice using our tools to fix and build like Nehemiah!**
 - *Take out our hammers (pretend to hammer down some nails).*
 - *Take out our shovels (pretend to shovel).*
 - *Stack our bricks (pretend to stack bricks; stack them really high).*
 - *Admire our work (say "ooh" and "ahhh").*
 - *Now let's pretend to stack bricks and build a big wall!*
- **Say:** But guess what? Some mean guys wanted to stop Nehemiah! They did everything they could to keep him from building the wall. **Show me a mean face.**
- **Say:** Nehemiah knew that he would need God's help for this VERY big job. So Nehemiah asked GOD for help. And do you think God heard Nehemiah's prayers? (Yes!) Of course He did! **Let's do our motions and say, "God helps us!"**
-  **Say:** Let's watch a video and see what happens. Let's see how God helps Nehemiah!
- [Video: God's Story / Nehemiah](#)
- **Say:** Wow, what a story! God heard Nehemiah's prayers, and he answered them! It wasn't always in the way Nehemiah expected, but that's OK. God helped Nehemiah, because he loved him, and he wanted Nehemiah to do a big, important job. God loves us too, and he wants us to help us! **Let's do our motions and say, "God helps us!"**

PRAY AND WORSHIP | 5 Minutes



- **Say:** Now it's time to pray to God. When we pray, that means we talk to him, and he actually LISTENS to us, and hears our words! So let's talk to God right now. Close your eyes, and say these words after me.
- **Pray:** God, thank you for helping us and taking care of us, no matter what happens! You love us so much, and we love you. Aaaa-men!
- **Set up worship:** Let's show God how thankful we are by worshipping him! Everybody stand up, and get ready to sing and dance!
- [Music Video: Jesus Loves Me](#)
- [Music Video: Be Strong](#)
- [Music Video: Clap Your Hands](#)

Transition to Connect Time: Now we're going to go do story time in our rooms. Tip toe like a quiet little mouse and line up by your leader!

GET READY

LARGE GROUP

CONNECT
TIME

SUPPLIES

- Popsicle stick (1 per kid)
- Cups (3 per kid)
- Play dough (1 handful per kid)

STORY TIME | 5 minutes

- Have you ever built something? What was it?
- Have you ever broken something? Can we fix broken things?
- What was Nehemiah's special job? (Building a big wall around his city.)
- Why did he ask God for help? (The job was big; people wanted to stop him.)
- How did God help Nehemiah? (God helped him build the wall!)
- Can God help us fix things too? (Yes!)
- **Let's do our motions and say, "God helps us!"**

SNACK TIME | 5 minutes



- **Pass out graham crackers or goldfish, and let kids eat at tables.** This is a time to personally connect with kids and find out about their day, not just focusing on the story.
- **Ask things like:** What did you do today? Who brought you to Kids' Club? What's your favorite (blank)?

CREATE AND PLAY | 10+ minutes

Nehemiah rebuilt a big wall to protect God's family, and God helped him do it! Let's pretend to build our own wall.

- Give each kid a **popsicle stick** and let them pretend it's a tool (a hammer, a screwdriver, or any other tool). They can pretend to use it as a tool as they build a wall in one or both of the following ways!
 - **With cups:** Set out 3 cups per kid on each table. Let kids stack on top of each other (make sure to return them to the bin for the next service to use; they can use their popsicle stick tool to "tap" the cups, like they're hammering them together, or to knock the cups down).
 - **With Play-Doh** (give each kid a handful and let them use the popsicle stick to cut it, mold it, hammer it, and build it into a wall, or any other structure they want).
 - If your site doesn't have play-dough, you can just do this activity using only the cups and popsicle sticks.

- Keep kids engaged until parent pick up by giving them a **coloring sheet or activity sheet** to work on!



connect questions

Big Idea: God helps us. Tell me about Nehemiah.

lesson supplies

GET READY | Played in one large group

Item	Usage	Details	Provided by
None			

LARGE GROUP

Item	Usage	Details	Provided by
Jesus Storybook Bible	1 per large group, reused	BiblesbytheCase.com	site

CONNECT TIME

Item	Usage	Details	Provided by
Coloring sheet - Nehemiah	Quantity determined by site.	8.5x11 paper, black & white, Page 7	site
Activity sheet	Quantity determined by site.	8.5x11 paper, black & white, Page 8	site
Markers or Crayons	Quantity determined by site		site
Plastic cups	3 per kid, reused	Amazon	KC Site Support
Play dough	1 handful per kid, reused		site
Popsicle stick	1 per kid, reused	Oriental Trading, Item #IN-57/1008	KC Site Support

name _____




©2012MMBOX PRODUCTION

Tell me about Nehemiah.
How did God help him?


Read more about this week's story in the book of Nehemiah.

CrossroadsKidsClub.net

name



Help the giraffe
find the tree.



A/V needs

Preschool



1. Song slide: for when kids enter the room (All that You Need instrumental; mp3 only; can be downloaded on website)
2. [Video: HOPS Obey your leaders! \(Fall version\)](#)
3. [Video: God's Story / Nehemiah](#)
4. [Music Video: Jesus Loves Me](#)
5. [Music Video: Be Strong](#)
6. [Music Video: Clap Your Hands](#)