



3PK

Nov 9-10, 2019

NEED TO KNOW

- **Tip:** Help kids clean up their stuff. Make it fun. Tell them each to pick up 10 items, or act like you're a robot while picking up, or come up with your own creative idea to engage them in clean up.

FREE PLAY | 15 Minutes

- Check kids into the room and personally connect with them through free play.

GET READY | 5 Minutes

- Clean up and play a fun game to prepare kids for Large Group.

LARGE GROUP | 20 Minutes

- Watch a story video, worship, and pray!

CONNECT TIME | 15+ Minutes

- Personally connect with kids as they eat a snack.
- Play with kids through guided play-based activities!

GET READY

LARGE GROUP

CONNECT TIME

CLEAN UP TIME | 1 Minute

- **Begin clean up about 15 minutes into service.** The presenter will give you a 5 minute warning before Large Group starts.
- **Say:** It's clean up time! Let's all clean up as FAST we can while I count down from 10 to 1. Ready, set...go!
- Slowly countdown from 10 to 1 until kids have cleaned up toys. Then circle up on the floor, or line up at the door.

GET READY! | 5 Minutes

- Tell kids that we're going to make invisible drawings, and we're going to use our finger as a pen!
- You're going to tell them to draw something, and they will "draw" it in the air with their fingers. (Demonstrate to help them understand.)
- Draw...
 - A smiley face
 - A frowny face
 - A squiggly line
 - A circle
 - A square
 - A triangle
 - Number 1
 - Number 3
 - Number 6
 - Spell your name (May be harder for some kids, but encourage them to try!)
- You can make up more things for them to draw or spell, until it's time to go into Large Group.

Transition to Large Group: Now let's get ready to hear about how this story in Large Group! Line up at the door, and let's go sit on the big carpet.

WELCOME AND H.O.P.S. | 5 Minutes

- **Say:** Hey everyone, I'm so glad to see you! Before we get started, I want you to meet my friend HOPS. She's going to show us how we can act in Kids' Club!
- **Video: [HOPS Have Fun! \(fall theme\)](#)**
- **Say:** Does everyone have your listening ears on tight? Then let's get started!

REVIEW GOD'S STORY | 5 Minutes



- **(Hold up the *Bible*.)** This is God's story. Out of ALL the stories in the world, this is the most important. Do you know what it's called? (The Bible!) It's God's Rescue plan! It shows us how He rescued us from all the wrong things in the world.



- **(Make a big round "world" with your arms)** In the beginning, God made the whole world and everything in it, and it was GOOD. Let's all say, "It was good!"



- **(Pretend to swim in the water)** God made all the water in the oceans, and rivers, and lakes. Let's pretend to swim in the water!



- **(Pat the "dirt" on the ground)** God made all the dirt and trees and flowers. Let's pat the ground and feel the dirt in our hands! Now put your arms up and be a tree!



- **(Pretend to fly and tweet like a bird)** God made all kinds of animals, like birds! Let's pretend to flap our wings and fly like a bird!



- **(Hold up two fingers)** Then God made two people: Adam and Eve. They got to live in a beautiful garden, and walk and talk with God. And it was GOOD.



- **(Make a "ssss" sound and pretend to be a snake)** But THEN, something very, VERY sad happened. A snake tricked Adam and Eve, and they disobeyed God. Then, all the wrong things came into the world, like sickness, and sadness and death. Show me your sad face.



- **(Put your hands on your heart)** Even though Adam and Eve disobeyed God, God loved them anyway! He planned a great rescue so that Adam and Eve, and you and me, could be close to God again! Do you know who the Rescuer is? (Let kids say: Jesus!)

THE BIG IDEA | 1 Minute

- **Say:** Today we'll see how we can obey God! Say these words and do these motions with me: **Jesus had friends!**
 - **Jesus (point up)**
 - **had (point thumbs to self)**
 - **friends (point to someone else)**
- Now let's all whisper "**Jesus had friends!**" Ready? 1, 2, 3...(let kids whisper and do motions). Now let's all shout, "**Jesus had friends!**" Ready? 1, 2, 3...(let kids shout and do motions)

TELL THE STORY | 10 Minutes

- **Say:** Today we're going to talk about Samuel and David. **Let's say, "Samuel and David"**. Samuel loved God very much, and followed him with his whole heart. **Put your hands on your heart!**
- **Say:** God wanted Samuel to choose a king for his special family! That's a pretty important job! A king is someone who rules over his people, and takes care of them. **Let's all pretend to put a crown on our head, like a king might wear!**
- **Say:** Let's watch a video to see what happens, and, as you watch, follow along with the teacher's motions, and do what she does!
- [Video: Kids' Club Moves / Samuel Anoints David](#)
- Ask: Wow! Did God choose a king for his family? Yes, he did! **Give me a big smile!** Who was it? David! **Let's all pretend to put a crown on a our head for King David!**
- **Say:** At first, Samuel thought the king would be big and strong. **Let's all stand up tall, and act as strong as we can!** When Samuel went to find the new king, he found a guy named Jesse, and he had 8 sons! **Let's all count to 8.**
- **Ask:** Did God choose any of the big, strong brothers, though? Nope, he didn't. God wanted someone else. He wanted the littlest kid, David, to be king!
- **Say:** God knew David SO WELL, that he knew David would be the best king, because he knew that David loved God with his whole heart! Remember, **God knows us!** He knows everything about us. He knows the thoughts in our head, and he knows what we like or don't like. He knows us so well, and he loves us!



PRAY AND WORSHIP | 5 Minutes



- **Say:** Now it's time to pray to God. When we pray, that means we talk to him, and he actually LISTENS to us, and hears our words! So let's talk to God right now. Close your eyes, and say these words after me.
- **Pray:** Hi God! You know us so well. Thank you for loving us and creating us! We love you. Aaaamen!
- **Set up worship:** Let's show God how thankful we are by worshipping him! Everybody stand up, and get ready to sing and dance!
- [Music Video: Jesus Loves Me](#)
- [Music Video: Be Strong](#)
- [Music Video: Clap Your Hands](#)

Transition to Connect Time: Now we're going to go do story time in our rooms. Tip toe like a quiet little mouse and line up by your leader!

GET READY

LARGE GROUP

CONNECT
TIME

SUPPLIES

- Heart shape (1 per kid)
- God Knows Me sticker (1 per kid)
- Markers

STORY TIME | 5 minutes

- What does a king do? (He rules over his people and takes care of them.)
- Who did God choose to be the new king? (David.)
- David had 7 big brothers, do you have brothers or sisters? What's your family like?
- David was a kid, like YOU! What if you were David? What would you do?
- Does God choose other kids to be part of his plan too? (Yes!)
- Does God have a plan for you too, just like David? (Yes!)
- **Let's do our motions and say, "God knows us!"**

SNACK TIME | 5 minutes



- **Pass out graham crackers or goldfish, and let kids eat at tables.** This is a time to personally connect with kids and find out about their day, not just focusing on the story.
- **Ask things like:** What did you do today? Who brought you to Kids' Club? What's your favorite (blank)?

CREATE AND PAY | 10+ minutes

Let's create a special heart to help us remember that God know us!

- Give each kid a **heart shape** and a **"God knows me" sticker**. Set out **markers**.
- Let kids stick their sticker on one side of the heart.
- On the other side have them decorate! Depending on their age, they could draw a picture of themselves, or just color and decorate it however they like.

- Keep kids engaged until parent pick up by giving them a **coloring sheet or activity sheet** to work on!

LESSON needs

3PK

Nov 9-10, 2019



connect questions

Big Idea: God knows us. Tell me about Samuel and David.

lesson supplies

GET READY | Played in one large group

Item	Usage	Details	Provided by
None			


LARGE GROUP

Item	Usage	Details	Provided by
Jesus Storybook Bible	1 per large group, reused	BiblesbytheCase.com	site

CONNECT TIME


Item	Usage	Details	Provided by
Coloring sheet - David	Quantity determined by site.	8.5x11 paper, black & white, Page 7	site
Activity sheet	Quantity determined by site.	8.5x11 paper, black & white, Page 8	site
Markers or Crayons	Quantity determined by site		site
Heart shape	1 per kid	Amazon	KC Site Support
God Knows Me sticker	1 per kid	Avery sticker template 5294, color, Page 9	site

name




**Big idea: God knows us.
Tell be about Samuel and David.**

name



Help the giraffe
find the tree.



GOD KNOWS ME!

GOD KNOWS ME!

GOD KNOWS ME!

GOD KNOWS ME!

GOD KNOWS ME!

GOD KNOWS ME!

GOD KNOWS ME!

GOD KNOWS ME!

GOD KNOWS ME!

GOD KNOWS ME!

GOD KNOWS ME!

GOD KNOWS ME!

A/V needs

Preschool



1. Song slide: for when kids enter the room (All that You Need instrumental; mp3 only; can be downloaded on website)
2. [Video: HOPS Have Fun! \(fall theme\)](#)
3. [Video: Kids' Club Moves / Samuel Anoints David](#)
4. [Music Video: Jesus Loves Me](#)
5. [Music Video: Be Strong](#)
6. [Music Video: Clap Your Hands](#)