



3PK

Nov 2-3, 2019

NEED TO KNOW

- **Tip:** Help kids clean up their stuff. Make it fun. Tell them each to pick up 10 items, or act like you're a robot while picking up, or come up with your own creative idea to engage them in clean up.

FREE PLAY | 15 Minutes

- Check kids into the room and personally connect with them through free play.

GET READY | 5 Minutes

- Clean up and play a fun game to prepare kids for Large Group.

LARGE GROUP | 20 Minutes

- Watch a story video, worship, and pray!

CONNECT TIME | 15+ Minutes

- Personally connect with kids as they eat a snack.
- Play with kids through guided play-based activities!

GET READY

LARGE GROUP

CONNECT TIME

CLEAN UP TIME | 1 Minute

- **Begin clean up about 15 minutes into service.** The presenter will give you a 5 minute warning before Large Group starts.
- **Say:** It's clean up time! Let's all clean up as FAST we can while I count down from 10 to 1. Ready, set...go!
- Slowly countdown from 10 to 1 until kids have cleaned up toys. Then circle up on the floor, or line up at the door.

GET READY! | 5 Minutes

- Tell kids that we're going to hear a story about two friends, so we're going to play a game together as friends! The important thing in this game is that we all join in together.
- Play "Head, Shoulders, Knees and Toes." Here's how: The group sings the song while touching the body parts as they are named (if you don't know the song or don't like to sing, just say it!).
 - *Head, shoulders, knees and toes (knees and toes!)*
 - *Head, shoulders, knees and toes (knees and toes!)*
 - *Eyes and ears and mouth and nose!*
 - *Head, shoulders, knees and toes KNEES AND TOES!*
- Let kids choose different body parts like ears, mouths, pinkies, elbows, etc.
- Do the last round silently (just touch the heads, shoulders, knees, toes or other parts chosen) to practice being quiet for large group.

Transition to Large Group: Now let's get ready to hear about how this story in Large Group! Line up at the door, and let's go sit on the big carpet.

WELCOME AND H.O.P.S. | 5 Minutes

- **Say:** Hey everyone, I'm so glad to see you! Before we get started, I want you to meet my friend HOPS. She's going to show us how we can act in Kids' Club!
- [Video: HOPS Have Fun! \(fall theme\)](#)
- **Say:** Does everyone have your listening ears on tight? Then let's get started!

REVIEW GOD'S STORY | 5 Minutes



- **(Hold up the Bible.)** This is God's story. Out of ALL the stories in the world, this is the most important. Do you know what it's called? (The Bible!) It's God's Rescue plan! It shows us how He rescued us from all the wrong things in the world.



- **(Make a big round "world" with your arms)** In the beginning, God made the whole world and everything in it, and it was GOOD. Let's all say, "It was good!"



- **(Pretend to swim in the water)** God made all the water in the oceans, and rivers, and lakes. Let's pretend to swim in the water!



- **(Pat the "dirt" on the ground)** God made all the dirt and trees and flowers. Let's pat the ground and feel the dirt in our hands! Now put your arms up and be a tree!



- **(Pretend to fly and tweet like a bird)** God made all kinds of animals, like birds! Let's pretend to flap our wings and fly like a bird!



- **(Hold up two fingers)** Then God made two people: Adam and Eve. They got to live in a beautiful garden, and walk and talk with God. And it was GOOD.



- **(Make a "ssss" sound and pretend to be a snake)** But THEN, something very, VERY sad happened. A snake tricked Adam and Eve, and they disobeyed God. Then, all the wrong things came into the world, like sickness, and sadness and death. Show me your sad face.



- **(Put your hands on your heart)** Even though Adam and Eve disobeyed God, God loved them anyway! He planned a great rescue so that Adam and Eve, and you and me, could be close to God again! Do you know who the Rescuer is? (Let kids say: Jesus!)

WORSHIP | 5 Minutes



- **Say:** Let's celebrate that Jesus loves us so much by worshipping him! That means we sing and dance and tell him how much we love him. Everybody stand up and sing as loud as you can!
- [Music Video: Be Strong](#)
- [Music Video: Clap Your Hands](#)

THE BIG IDEA | 1 Minute

We	can follow	God
(point to self)	(march in place)	(point up)

- **Say:** Today we'll see how we can obey God! Say these words and do these motions: **We can follow God!**
- Now let's all *whisper* "**We can follow God!**" Ready? 1, 2, 3...(let kids whisper and do motions)
- Now let's all *shout*, "**We can follow God!**" Ready? 1, 2, 3...(let kids shout and do motions)

TELL THE STORY | 10 Minutes



- **Say:** Today's story is about Ruth, and her friend Naomi. **Let's say, "Ruth and Naomi!"**
- **Say:** Naomi was part of God's family. But Ruth was from another place, and her people didn't follow God. **Can you show me a sad face?**
- **Say:** But guess what? Ruth wanted to follow God, like Naomi! We're going to watch a video to see what happens. Pay attention, and see if Ruth gets to be part of God's family, and follow God like Naomi!
- **Video: [God's Story / Ruth](#)**
- **Ask:** Did Ruth get to be part of God's family? Yes! **Give me a thumbs up!** Did Ruth get to follow God? Yes! **Let's all say, "Yay!"**
- **Say:** After that, Ruth moved to Naomi's home, and took care of her. Then, she got married to Boaz. They had kids, who had kids, who had kids. And one day, Jesus, the RESCUER, was born into Ruth's family! Wow! **Can you say, "Jesus"?** Good job!
- **Say:** Ruth's story is really exciting news, because it reminds us that God wants EVERYBODY to be part of his family, and he wants ALL of us to follow him. No matter how old we are, or where we live, we can ALL follow God. **Let's do our motions and say, "We can follow God!"**
- **Ask:** Can we follow God if we're a kid? **YES!** Can we follow God if we're a grownup? **YES!** Can we follow God even if we make a bad choice? **YES!** Can we follow God when we're sad? **YES!** Can we follow God when we're happy? **YES!** We can ALWAYS follow God, and do what he tells us to do!

PRAY AND WORSHIP | 5 Minutes



- **Say:** Now it's time to pray to God. When we pray, that means we talk to him, and he actually LISTENS to us, and hears our words! So let's talk to God right now. Close your eyes, and say these words after me.
- **Pray:** Hi God! Thank you that Ruth got to be part of your family and that I can be part of your family too, and thank you for always being with us! We love you. Aaaamen!
- **Set up worship:** Let's show God how thankful we are by worshipping him! Everybody stand up, and get ready to sing and dance!
- **Music Video: [Jesus Loves Me](#)**

Transition to Connect Time: Now we're going to go do story time in our rooms. Tip toe like a quiet little mouse and line up by your leader!

GET READY

LARGE GROUP

CONNECT
TIME

SUPPLIES

- Background template (1 per kid)
- Ruth sticker (1 per kid)
- Naomi sticker (1 per kid)
- Markers/crayons

STORY TIME | 5 minutes

- Who were the two friends in today's story? (Ruth and Naomi)
- Do you have friends like Ruth and Naomi did? Who are they? What do you like to do with your friends?
- Did Ruth get to be part of God's family? (Yes!)
- Can we follow God? Can our friends follow God? (Yes!)
- **Let's do our motions and say, "We can follow God"**

SNACK TIME | 5 minutes



- **Pass out graham crackers or goldfish, and let kids eat at tables.** This is a time to personally connect with kids and find out about their day, not just focusing on the story.
- **Ask things like:** What did you do today? Who brought you to Kids' Club? What's your favorite (blank)?

CREATE AND PAY | 10+ minutes

Let's create a special scene of Ruth and Naomi!

- Give each kid **a background template, a Ruth sticker and a Naomi sticker.** Set out **markers and crayons.**
- Let kids color and decorate their Ruth and Naomi stickers, then stick them onto the background template.
- Remind them: We can follow God, and God wants everybody to be part of his family. And like Ruth decided to join God's family with Naomi, we can invite our friends to be part of God's family!
- If there's time:
 - Turn the paper over and draw a self-portrait and a friend they want to follow God.
 - Option: If you have kids who don't feel like drawing, get out some Play Dough and have them sculpt themselves and a friend. They can't take it home, but at least they'll engage in the activity.
 - As kids work, ask: what's your favorite part of today's story?

- Keep kids engaged until parent pick up by giving them a **coloring sheet or activity sheet** to work on!



connect questions

Big Idea: We can follow God. Tell me about Ruth and Naomi.

lesson supplies

GET READY | Played in one large group

Item	Usage	Details	Provided by
None			


LARGE GROUP

Item	Usage	Details	Provided by
Jesus Storybook Bible	1 per large group, reused	BiblesbytheCase.com	site

CONNECT TIME

Item	Usage	Details	Provided by
Coloring sheet - Ruth and Naomi	Quantity determined by site.	8.5x11 paper, black & white, Page 7	site
Activity sheet	Quantity determined by site.	8.5x11 paper, black & white, Page 8	site
Markers or Crayons	Quantity determined by site		site
Ruth sticker	1 per kid	Avery 6873, Black & white, Page 9	site
Naomi sticker	1 per kid	Avery 6873, Black & white, Page 10	site
Background template	1 per kid	8.5x11 paper, color, Page 11	site

name _____




Tell me about Ruth.


Who can we invite to be part of God's family?







Read more about this week's story in the book of Ruth.

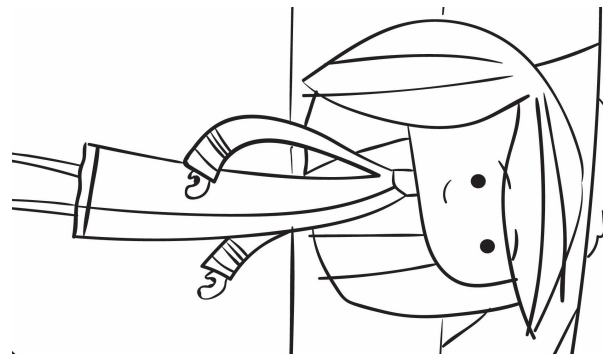
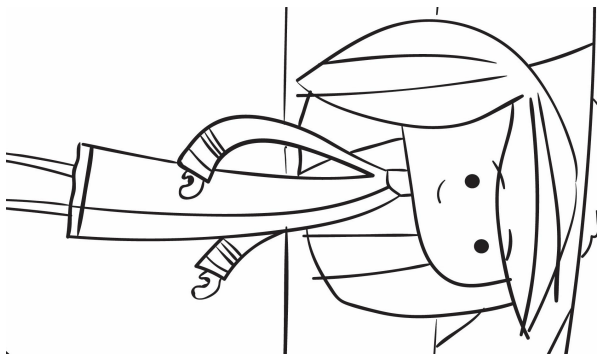
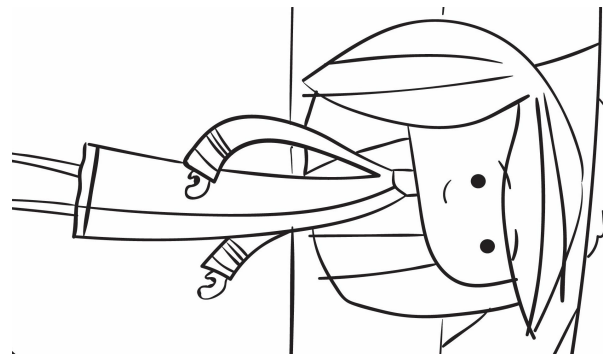
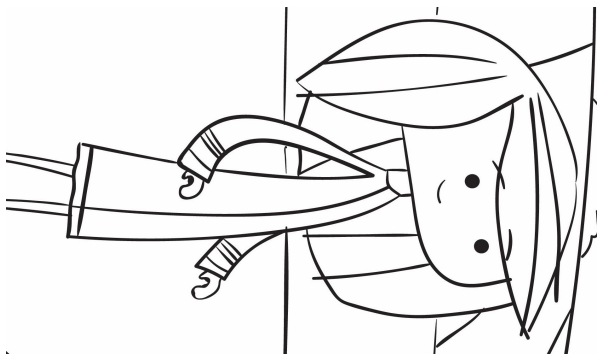
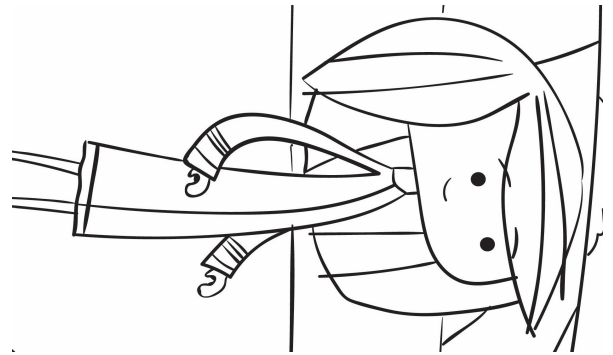
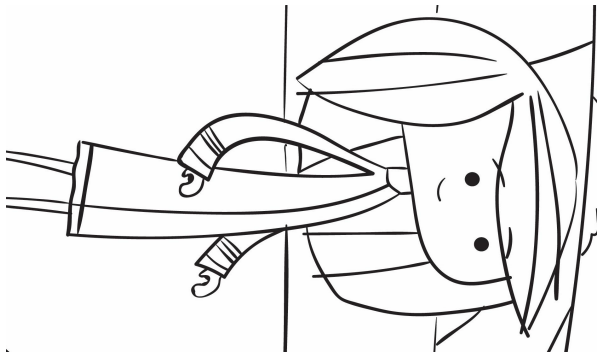
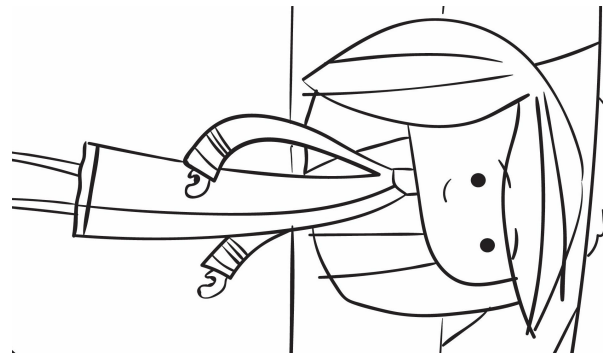
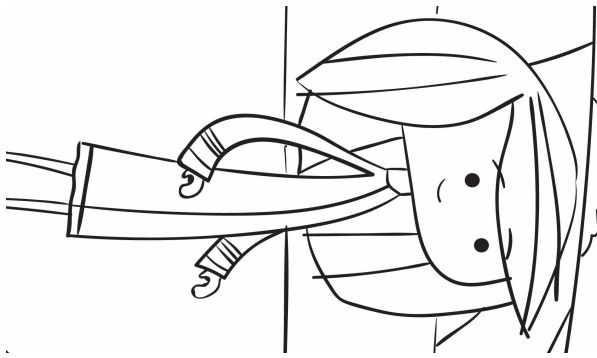
name




Help the giraffe
find the tree.









A/V needs

Preschool



1. Song slide: for when kids enter the room (All that You Need instrumental; mp3 only; can be downloaded on website)
2. [Video: HOPS Have Fun! \(fall theme\)](#)
3. [Music Video: Be Strong](#)
4. [Music Video: Clap Your Hands](#)
5. [Video: God's Story / Ruth](#)
6. [Music Video: Jesus Loves Me](#)