



3PK

October 26-27, 2019

NEED TO KNOW

- **Tip:** Help kids clean up their stuff. Make it fun. Tell them each to pick up 10 items, or act like you're a robot while picking up, or come up with your own creative idea to engage them in clean up.

FREE PLAY | 15 Minutes

- Check kids into the room and personally connect with them through free play.

GET READY | 5 Minutes

- Clean up and play a fun game to prepare kids for Large Group.

LARGE GROUP | 20 Minutes

- Watch a story video, worship, and pray!

CONNECT TIME | 15+ Minutes

- Personally connect with kids as they eat a snack.
- Play with kids through guided play-based activities!

GET READY

LARGE GROUP

CONNECT TIME

CLEAN UP TIME | 1 Minute

- **Begin clean up about 15 minutes into service.** The presenter will give you a 5 minute warning before Large Group starts.
- **Say:** It's clean up time! Let's all clean up as FAST we can while I count down from 10 to 1. Ready, set....go!
- Slowly countdown from 10 to 1 until kids have cleaned up toys. Then circle up on the floor, or line up at the door.

GET READY! | 5 Minutes

Tell kids that we're going to talk about a guy who spent the night with lions.

- Now spend time making roaring sounds. Make scary roars, low roars, high roars, soft roars, tall roars, short roars, etc.
- You can even lead the kids in a lion parade around the room, roaring at various objects.
- If you want, get on all four "paws" and try to walk around that way!
- If kids are bored with roars, make other animal sounds.

Transition to Large Group: Now let's get ready to hear about how this story in Large Group! Line up at the door, and let's go sit on the big carpet.

WELCOME AND H.O.P.S. | 5 Minutes

- **Say:** Hey everyone, I'm so glad to see you! Before we get started, I want you to meet my friend HOPS. She's going to show us how we can act in Kids' Club!
- **Video:** [HOPS Share With Others! \(fall theme\)](#)
- **Say:** Does everyone have your listening ears on tight? Then let's get started!

REVIEW GOD'S STORY | 5 Minutes



- **(Hold up the Bible.)** This is God's story. Out of ALL the stories in the world, this is the most important. Do you know what it's called? (The Bible!) It's God's Rescue plan! It shows us how He rescued us from all the wrong things in the world.



- **(Make a big round "world" with your arms)** In the beginning, God made the whole world and everything in it, and it was GOOD. Let's all say, "It was good!"



- **(Pretend to swim in the water)** God made all the water in the oceans, and rivers, and lakes. Let's pretend to swim in the water!



- **(Pat the "dirt" on the ground)** God made all the dirt and trees and flowers. Let's pat the ground and feel the dirt in our hands! Now put your arms up and be a tree!



- **(Pretend to fly and tweet like a bird)** God made all kinds of animals, like birds! Let's pretend to flap our wings and fly like a bird!



- **(Hold up two fingers)** Then God made two people: Adam and Eve. They got to live in a beautiful garden, and walk and talk with God. And it was GOOD.



- **(Make a "ssss" sound and pretend to be a snake)** But THEN, something very, VERY sad happened. A snake tricked Adam and Eve, and they disobeyed God. Then, all the wrong things came into the world, like sickness, and sadness and death. Show me your sad face.



- **(Put your hands on your heart)** Even though Adam and Eve disobeyed God, God loved them anyway! He planned a great rescue so that Adam and Eve, and you and me, could be close to God again! Do you know who the Rescuer is? (Let kids say: Jesus!)

WORSHIP | 5 Minutes



- **Say:** Let's celebrate that Jesus loves us so much by worshipping him! That means we sing and dance and tell him how much we love him. Everybody stand up and sing as loud as you can!
- **Music Video:** [Come With Me](#)
- **Music Video:** [Wonderful Things](#)

THE BIG IDEA | 1 Minute

God

(Point up)

is always(trace a big circle
with your finger)**with us**

(point to self)

- **Say:** Today we'll see how we can obey God! Say these words and do these motions: **God is always with us!**
- Now let's all *whisper* "**God is always with us!**" Ready? 1, 2, 3...(let kids whisper and do motions)
- Now let's all *shout*, "**God is always with us!**" Ready? 1, 2, 3...(let kids shout and do motions)

TELL THE STORY | 10 Minutes

- **Say:** We're going to hear about a guy who loved God SO much! His name was Daniel. Let's say, "Daniel"?
- **Say:** Daniel LOVED to follow God. Every day he talked to God (fold your hands; encourage kids to follow)...and listened to him (cup your ear; encourage kids to follow).
- **Say:** Daniel went through some scary things, but God was ALWAYS with Daniel. **Let's do our motions and say, "God is always with us!"**
- **Say:** Let's watch a video and see how God protects and rescues Daniel!
- **Video: Daniel and the Lion's Den**
- **Say:** Wow! Can you believe Daniel got thrown into a den of lions? Let's imagine that for a minute. What sound does a lion make? (Let kids say: roar!) That's right, ROAR! So on the count of three, say roar! Show your teeth and be as scary as possible. Ready? 1-2-3: ROAR! Oh, wow, you guys are scary!
- **Say:** That was VERY scary., and it must have been very scary for Daniel! But guess what?! God saved him! God sent an angel to SHUT the lions' mouths. Now, instead of saying "ROAR," they could only say (make a mild, close-mouthed roar sound). See if you guys can roar with your mouth closed (let kids try it). Hard, isn't it?
- **Say:** God was always with Daniel: when he was happy, when he was sad, when he was lonely, and when he was scared. And God is always with us. **Let's do our motions and say, "God is always with us!"**

PRAY AND WORSHIP | 5 Minutes



- **Say:** Now it's time to pray to God. When we pray, that means we talk to him, and he actually LISTENS to us, and hears our words! So let's talk to God right now. Close your eyes, and say these words after me.
- **Pray:** Hi God! Thank you for rescuing Daniel, and thank you for always being with us! We love you. Aaaamen!
- **Set up worship:** Let's show God how thankful we are by worshipping him! Everybody stand up, and get ready to sing and dance!
- **Music Video: Wiggle Worm**

Transition to Connect Time: Now we're going to go do story time in our rooms. Tip toe like a quiet little mouse and line up by your leader!

GET READY

LARGE GROUP

CONNECT
TIME

SUPPLIES

- Lion face sticker (1 per kid)
- Paper bag (1 per kid)
- Markers

STORY TIME | 5 minutes

- Who was the guy in today's story? (Daniel!)
- What scary thing happened to him? (He was thrown in a pit of lions!)
- Was God always with Daniel? YES!
- Is God always with us? YES!
- **Let's do our motions and say, "God is always with us!"**

SNACK TIME | 5 minutes



- **Pass out graham crackers or goldfish, and let kids eat at tables.** This is a time to personally connect with kids and find out about their day, not just focusing on the story.
- **Ask things like:** What did you do today? Who brought you to Kids' Club? What's your favorite (blank)?

CREATE AND PAY | 20+ minutes

Create a lion puppet to remember how God helped Daniel when he was with the scary lions!

- Give each kid **a lion face sticker, a paper bag, and markers.**
- Let kids color the lion face, and stick it to the bottom of the bag (the rectangular portion, this will be the puppet "face"). Then let them color and decorate the rest of the bag however they like.

- Keep kids engaged until parent pick up by giving them a **coloring sheet or activity sheet** to work on!



connect questions

Big Idea: God is always with us! Tell me about Daniel and the lion's den.

lesson supplies

GET READY | Played in one large group

Item	Usage	Details	Provided by
None			


LARGE GROUP

Item	Usage	Details	Provided by
Jesus Storybook Bible	1 per large group, reused	BiblesbytheCase.com	site


CONNECT TIME

Item	Usage	Details	Provided by
Coloring sheet - Daniel	Quantity determined by site.	8.5x11 paper, black & white, Page 7	site
Activity sheet	Quantity determined by site.	8.5x11 paper, black & white, Page 8	site
Markers or Crayons	Quantity determined by site		site
Lion face sticker	1 per kid	Avery 5164, Black & white, Page 9	site
Paper bag	1 per kid	Webstaurant	KC Site Support


name _____









name



Help the giraffe
find the tree.





A/V needs

Preschool



1. Song slide: for when kids enter the room (All that You Need instrumental; mp3 only; can be downloaded on website)
2. [Video: HOPS Share With Others! \(fall theme\)](#)
3. [Music Video: Come With Me](#)
4. [Music Video: Wonderful Things](#)
5. [Video: Daniel and the Lion's Den](#)
6. [Music Video: Wiggle Worm](#)