



3PK

October 19-20, 2019

NEED TO KNOW

- **Tip:** Help kids clean up their stuff. Make it fun. Tell them each to pick up 10 items, or act like you're a robot while picking up, or come up with your own creative idea to engage them in clean up.

FREE PLAY | 15 Minutes

- Check kids into the room and personally connect with them through free play.

GET READY | 5 Minutes

- Clean up and play a fun game to prepare kids for Large Group.

LARGE GROUP | 20 Minutes

- Watch a story video, retell the story, do motions for the big idea, worship, and pray!

CONNECT TIME | 15+ Minutes

- Personally connect with kids as they eat a snack.
- Play with kids through guided play-based activities!

GET READY

LARGE GROUP

CONNECT TIME

CLEAN UP TIME | 1 Minute

- **Begin clean up about 15 minutes into service.** The presenter will give you a 5 minute warning before Large Group starts.
- **Say:** It's clean up time! Let's all clean up as FAST we can while I count down from 10 to 1. Ready, set...go!
- Slowly countdown from 10 to 1 until kids have cleaned up toys. Then circle up on the floor, or line up at the door.

GET READY! | 5 Minutes

Tell kids we're going to talk about how God helped a sick man feel better!

- **Ask:** Can you guys say Naaman?
 - Naaman was a sick man, are you sad when you're sick? (Show me a sad face)
 - Naaman had a disease on his skin (Let's rub the skin on our arms)
 - He was also kind of mean (Show me your mean face)
 - Naaman knew a little girl (Let's get down low so we look little)
 - He sent her to go work and he was mean to her (Show me your mean face)
 - She told Naaman to go see Elisha who was a part of God's family, but he went to see the king instead (Let's stand up and walk to the king)
 - The king told Naaman to go find Elisha! (Let's all say go find Elisha!)
- **Say:** I wonder what will happen next?! Let's go hear the rest of our story to find out!
 - Call the girls to go line up first using walking feet. Then have the boys line up using walking feet.
 - Once everyone is in line, remind kids to find a seat on the rug, to put a bubble in their mouths and turn on their listening ears!
 - Say: Now let's walk into the big room like dinosaurs!

Transition to Large Group: Now let's get ready to hear about how this story in Large Group! Line up at the door, and let's go sit on the big carpet.

WELCOME AND H.O.P.S. | 5 Minutes

- **Say:** Hey everyone, I'm so glad to see you! Before we get started, I want you to meet my friend HOPS. She's going to show us how we can act in Kids' Club!
- **Video:** [HOPS Obey your leaders! \(Fall version\)](#)
- **Say:** Does everyone have your listening ears on tight? Then let's get started!

REVIEW GOD'S STORY | 5 Minutes



- **(Hold up the Bible.)** This is God's story. Out of ALL the stories in the world, this is the most important. Do you know what it's called? (The Bible!) It's God's Rescue plan! It shows us how He rescued us from all the wrong things in the world.



- **(Make a big round "world" with your arms)** In the beginning, God made the whole world and everything in it, and it was GOOD. Let's all say, "It was good!"



- **(Pretend to swim in the water)** God made all the water in the oceans, and rivers, and lakes. Let's pretend to swim in the water!



- **(Pat the "dirt" on the ground)** God made all the dirt and trees and flowers. Let's pat the ground and feel the dirt in our hands! Now put your arms up and be a tree!



- **(Pretend to fly and tweet like a bird)** God made all kinds of animals, like birds! Let's pretend to flap our wings and fly like a bird!



- **(Hold up two fingers)** Then God made two people: Adam and Eve. They got to live in a beautiful garden, and walk and talk with God. And it was GOOD.



- **(Make a "ssss" sound and pretend to be a snake)** But THEN, something very, VERY sad happened. A snake tricked Adam and Eve, and they disobeyed God. Then, all the wrong things came into the world, like sickness, and sadness and death. Show me your sad face.



- **(Put your hands on your heart)** Even though Adam and Eve disobeyed God, God loved them anyway! He planned a great rescue so that Adam and Eve, and you and me, could be close to God again! Do you know who the Rescuer is? (Let kids say: Jesus!)

WORSHIP | 5 Minutes



- **Say:** Let's celebrate that Jesus loves us so much by worshipping him! That means we sing and dance and tell him how much we love him. Everybody stand up and sing as loud as you can!
- **Music Video:** [Come With Me](#)
- **Music Video:** [Let All That I Am Praise the Lord](#)

THE BIG IDEA | 1 Minute

We



Can Obey



God



- **Say:** Today we'll see how we can obey God! Say these words and do these motions with me: **We Can Obey God!**
- Now let's all whisper "**We Can Obey God!**" Ready? 1, 2, 3...(let kids whisper and do motions)
- Now let's all shout, "**We Can Obey God!**" Ready? 1, 2, 3...(let kids shout and do motions)

TELL THE STORY | 10 Minutes

- **Say:** Today, we'll hear about a man named Naaman. Let's say, "Naaman!" Naaman was very, very important. But he was also very sick. Show me a sad face. He had a disease on his skin. Let's all rub our arms.
- **Say:** Naaman was also very mean! Can you show me a mean face? Say, "Grrrr!"
- **Say:** We're going to watch a video and see if Naaman stays sick, or if he gets better. As you watch, pay attention to what makes his sickness go away!
- **Video:** [KC Moves / Naaman](#)
- **Ask:** Did Elisha give Naaman some medicine to make him feel better? Nope. Did Elisha take Naaman to the doctor's office? Nope! Instead, he took Naaman to a slimy, smelly old river, and dip himself in it seven times! And did Naaman obey? YES!
- **Loop: Raging River (Let video play while you continue to talk.)**
- **Say:** Let's pretend to go in the river seven times just like Naaman. Lead kids in standing and bending seven times, like in the KC Moves video.
- **Say:** Great job! And guess what happened...after he OBEYED, he was all better! Say, "Yaaaay!" Naaman OBEYED God, which means he did what God told him to do!
- **Say:** Guess what? It wasn't just the river that made Naaman feel better. It was GOD! He rescued Naaman from his sickness, and he also rescued Naaman from all the meanness in his heart. Put your hands on your heart right now.
- **Say:** God wants US to obey him too, just like Naaman did. When we OBEY God, we do what he tells us to do! Let's do our motions and say, "We can obey God!"

PRAY AND WORSHIP | 5 Minutes



- **Say:** Now it's time to pray to God. When we pray, that means we talk to him, and he actually LISTENS to us, and hears our words! So let's talk to God right now. Close your eyes, and say these words after me.
- **Pray:** Hi God! Thank you for making Naaman better. Help us obey, just like he obeyed. We love you. Aaaa-men!
- **Set up worship:** Let's show God how thankful we are by worshipping him! Everybody stand up, and get ready to sing and dance!
- **Music Video:** [Wiggle Worm](#)

Transition to Connect Time: Now we're going to go do story time in our rooms. Tip toe like a quiet little mouse and line up by your leader!

SUPPLIES

- Bin (1 per room)
- Brown streamers (Five 1-foot long pieces)
- Green streamers (Five 1-foot long pieces)
- Popsicle stick (1 per kid)
- Naaman image (1 per kid)
- Scotch Tape

STORY TIME | 5 minutes

- What was wrong with Naaman? (He was sick and was mean to everyone.)
- When Naaman found Elisha, what did Elisha tell him to do? (Wash in the dirty river seven times. Have kids count to 7 with you.)
- What happened when Naaman washed in the dirty river? (He was healed! He felt better, and he stopped being mean.)
- Who REALLY healed Naaman and made him feel better? (God!)
- **Let's do our motions and say, "We can obey God!"**

SNACK TIME | 5 minutes



- **Pass out graham crackers or goldfish, and let kids eat at tables.** This is a time to personally connect with kids and find out about their day, not just focusing on the story.
- **Ask things like:** What did you do today? Who brought you to Kids' Club? What's your favorite (blank)?

CREATE AND PAY | 20+ minutes

Re-enact the story!

- Prepare by **filling a clear bin with brown and green streamers** (this represents the dirty river).
- Give each kid a **Popsicle stick** and a **double-sided Naaman image**.
- Set out **markers** and have the kids color each "Naaman" (One side has spots, and shows him as sick. One side is normal, and shows him as healthy.)
- Set out **tape** and help kids attach Naaman onto the Popsicle stick. Then act it out!
 - Give each kid a turn to "dip" Naaman into the "dirty river" seven times and act like it's gross, etc (you can take the bin around to each kid if needed, or have them come up to the bin).
 - Now that Naaman is all better, have them turn him to the side with no spots! Act like he's happy and healthy!
 - Say "Naaman obeyed God, and WE can obey God!"
- Give each kid a **story card** to take home.

- Keep kids engaged until parent pick up by giving them a **coloring sheet or activity sheet** to work on!



connect questions

Big Idea: Tell me about Naaman and the little servant girl. How can we obey God?

lesson supplies

GET READY | Played in one large group

Item	Usage	Details	Provided by
None			

LARGE GROUP

Item	Usage	Details	Provided by
Jesus Storybook Bible	1 per large group, reused	BiblesbytheCase.com	site

CONNECT TIME

Item	Usage	Details	Provided by
Coloring sheet - Naaman	Quantity determined by site.	8.5x11 paper, black & white, Page 7	site
Activity sheet	Quantity determined by site.	8.5x11 paper, black & white, Page 8	site
Markers or Crayons	Quantity determined by site		site
Scotch Tape	Quantity determined by site		site
Popsicle stick	1 per kid	Oriental Trading, Item #IN-57/1008	KC Site Support
Clear bin- shoebox size	1 per room		site
Green streamers	Five 1-foot long pieces per bin	Oriental Trading, Item #IN-70/59	KC Site Support
Brown streamers	Five 1-foot long pieces per bin	Oriental Trading, Item #IN-C270	KC Site Support
Double Sided Naaman Image	1 per kid	8.5x11 cardstock, double sided, black & white, cut into quarter sheets, Page 9/10	site
Story card	1 per kid	8.5x11 cardstock, color, cut into quarter sheets, Page 11	site




name _____



© Crafting The Word Of God

Tell me about Naaman.
How did God heal him?

Read more about this week's story in 2 Kings 5.





Review the story of Naaman and Elisha!

- Who did Naaman go see when he was sick? (Elisha)
- How many times did Elisha tell Naaman to dip into the dirty, muddy water? (7)
- God healed Naaman's disease and his heart. Who else can he heal? (Me!)

You can read the story with your kids in 2 Kings 5, or read "A Little Servant Girl and the Proud General" in The Jesus Storybook Bible on Page 136.

Review the story of Naaman and Elisha!

- Who did Naaman go see when he was sick? (Elisha)
- How many times did Elisha tell Naaman to dip into the dirty, muddy water? (7)
- God healed Naaman's disease and his heart. Who else can he heal? (Me!)

You can read the story with your kids in 2 Kings 5, or read "A Little Servant Girl and the Proud General" in The Jesus Storybook Bible on Page 136.

Review the story of Naaman and Elisha!

- Who did Naaman go see when he was sick? (Elisha)
- How many times did Elisha tell Naaman to dip into the dirty, muddy water? (7)
- God healed Naaman's disease and his heart. Who else can he heal? (Me!)

You can read the story with your kids in 2 Kings 5, or read "A Little Servant Girl and the Proud General" in The Jesus Storybook Bible on Page 136.

Review the story of Naaman and Elisha!

- Who did Naaman go see when he was sick? (Elisha)
- How many times did Elisha tell Naaman to dip into the dirty, muddy water? (7)
- God healed Naaman's disease and his heart. Who else can he heal? (Me!)

You can read the story with your kids in 2 Kings 5, or read "A Little Servant Girl and the Proud General" in The Jesus Storybook Bible on Page 136.

A/V needs

Preschool



1. Song slide: for when kids enter the room (All that You Need instrumental; mp3 only; can be downloaded on website)
2. [Video: HOPS Obey your leaders! \(Fall version\)](#)
3. [Music Video: Come With Me](#)
4. [Music Video: Let All That I Am Praise the Lord](#)
5. [Video: KC Moves / Naaman](#)
6. Loop: Raging River (KC/SM media videos songs>videos>misc)
7. [Music Video: Wiggle Worm](#)