

K-2nd

October 5-6, 2019

NEED TO KNOW

- **This journey is all about play and purpose, and today is about combining those two concepts.** These activities are designed to help kids use their critical thinking skills to solve problems, use their creativity and have fun through open-ended play! Check out the below schedule for revised time lengths in each section.

LARGE GROUP | 10 Minutes

- Big idea: God has a plan for us.
- Story: Sermon on the Mount

GAME TIME | 30 Minutes

- In small groups, spend 30 minutes doing different problem solving activities based on play!

LARGE GROUP | 5 Minutes

- Spend a few minutes in a shortened large group time, and respond to today's big idea through worship and prayer.

SMALL GROUP | 15+ Minutes

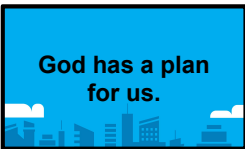
- Connect and play with play dough!

WELCOME + EXPECTATIONS | 1 Minute



- **Say:** Welcome to Kids' Club, we're so glad you're here! We want this to be a safe and fun place for you. To do that, we all need commit to doing a few SUPER important things! Let's watch a video to help remind us what those things are!
- **Video: SAFE Video: Following Directions**

THE BIG IDEA | 5 Minutes



- **Say:** We've been having a lot of fun these last few weeks, talking about how God made us, and how he wants us to have a full life. We've seen how God made us to PLAY, and do things for fun. When we play, our brains grow, we learn things, and we get energy! We've also seen how God made us for a PURPOSE, and how we can do important things no matter what we're good at, or how old we are.
- **Say:** This week, we'll talk about how God as an amazing plan for us, and Jesus showed this to us through a really cool miracle! So here's our big idea:
- **Slide: God has a plan for us**
- **Say:** Let's check out a video to hear about someone else who figured out what God's plan looked like for their life!
- **Video: Play and Purpose Journey / Week 4 / Plan**
- **Say:** So what do you think? Does God have a plan for YOU? Yep. Does it look the same for everyone? Nope, we're all unique and different, and God has different plan for all of us! But no what matter what that plan is, we can be sure it is GOOD, and that we can trust him.

SERMON ON THE MOUNT | 10 Minutes



- **Say:** You know who did a really great job of living out God's plan? JESUS! He loved to PLAY, and he knew his PURPOSE. He liked to have fun and enjoy time with his friends, but he also knew that God put him on earth for a special reason, and he had an important job to do. He trusted in God's plan.
- **Say:** Let's check out a video of the very first miracle Jesus ever did. And the cool part is—it was at a party!
- **Video: PursueGod Kids / Jesus Turns Water into Wine**
- **Say:** That was pretty cool! Jesus began his ministry, the plan God had for him, by doing a miracle at a party for his friends! He was doing both of the things we've talked about these last few weeks: he was playing and having fun, but also living out the purpose God had for him!
- **Say:** Just like God had a plan for Jesus, God has a plan for us. He wants good things for us, and he wants us to love other people and love Jesus.
- **Say:** God wants us to live a full, good, meaningful life. But we can't do that if we ONLY play, or we ONLY work. We have to do both! It's how get to have fun and spend time with our friends, AND live out the purpose God has for us!

LARGE
GROUP

GAME
TIME

COOL
DOWN

LARGE
GROUP

SMALL
GROUP

SUPPLIES

Packing Peanut Sculptures

- Container/bin to hold packing peanuts
- Packing peanuts
- Bowls of Toothpicks
- Example page

Wire Sculptures

- Wire (1 per kid)
- Beads
- Bowl
- Play dough
- Example page

PREPARE



- Start the **10 Minute Countdown Timer** for each activity.
- Split into **small groups** and give each group a set of materials.

GAME TIME | 30 Minutes

Say: Today we're talking about how **God has a plan for us**. He wants us to play, AND he has a purpose for us. So, we're going to do activities that are fun to play, but that also require problem solving. It's playing with a purpose! We'll spend 30 minutes doing three different activities, with 10 or 15 minutes for each activity. Ready, set, GO!

- **Divide kids into small groups and give each group a set of materials.**
 - This set of materials contains supplies for three activities (activities listed on the next page)
 - Each activity should take about 10 minutes
 - Start the 10-minute countdown timer for each activity to help keep groups on track (it's not absolutely necessary for groups to do everything in 10 minute increments. If you feel like groups need more or less time doing a particular activity, that's ok!)
- **Tips to keep in mind:**
 - This is an extended game time based in small groups. There's no "cool down" activity, because these activities are all mostly hands-on, and not physically active.
 - If your team REALLY wants to spend more time on an individual activity, that's fine! Keep playing and start the next activity when your group is ready.
 - These activities are designed to give kids a chance to play with a purpose. They'll work together to solve puzzles and do activities that require different kinds of problem solving skills and creativity.
 - There are recommended questions to discuss while kids work. Use these questions to connect with kids and help them respond to today's teaching WHILE they play.

LARGE
GROUP

GAME
TIME

COOL
DOWN

LARGE
GROUP

SMALL
GROUP

GAME TIME | 30 Minutes

Packing Peanut Structures

- **Supplies: packing peanuts, toothpicks, and an example page**
- Set toothpicks out in bowls, and spread the packing peanuts out for everyone to reach (you can spread them across the table, keep them in a bin, or give a handful to each kid).
- Show the example images and challenge kids to create their sculptures and structures by sticking toothpicks into the peanuts! Let them create whatever they like, using the images as inspiration.
- **Discussion questions while kids work:**
 - How did Jesus treat others?
 - Did God have a plan for Jesus?
 - Does God have a plan for you? What might it be?

Duck Duck Goose or Simon Says

- Let kids have some silly fun and get their wiggles out! Choose one of these two games to play as a group for 10 minutes (Or do both!)

Wire Sculptures

- **Supplies: wire, beads, play dough, example image**
- Give each kid a small scoop of **play dough** (half a handful), a 10 inch **wire**, and set out **beads** in bowls.
- Show kids the example images of how to bend the wire in funny shapes, string on the beads, and then stick the ends into a ball of play dough to make a “wire sculpture”. They can hold it up and see how to get the beads from one end of the wire to the other, or they can they just add some more wire and beads to create and add more to the sculpture!
- When kids are done, have them take their sculpture apart and put the wires and beads back. Put play dough back in the bins.

LARGE GROUP

GAME
TIMECOOL
DOWNLARGE
GROUPSMALL
GROUP

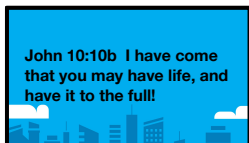
Do some cool down stretches to take a breather and cool down from game time. Touch your toes; ball up your fists then stretch them wide; twist from side to side; slowly roll your head around; breathe in for 3 seconds through your nose, than out for three seconds through your mouth.

RESPOND AND WORSHIP | 10 Minutes



Play the 10-Second Countdown to redirect kids attention to Large Group.

- **Say:** Let's remember our big idea. Let's all say it together!
- **Slide: God has a plan for us**
- **Ask:** So remember, in God's plan...does God just want us to ONLY play? Nope. Does he want us to ONLY work all the time? Nope. He wants us to do both! He wants us to play and connect with our friends and get all our energy out. But he also wants us to work hard and get important things done, like how Jesus healed people and did miracles and traveled all over the place to tell people how much God loves them!
- **Say:** Let's check out a video and see what these kids have to say about God's plan for our life!
- **Video: Kid Driven Content / Week 4 / Plan**
- **Say:** God wants us to live a full, adventurous, joy-filled life that has meaning. Let's check out our verse for the Journey to remind us of that!
- **Slide: John 10:10b I have come that you may have life, and have it to the full!**
- **Say:** Let's take a minute and ask God where he's working and how he wants us to love people and love God. We'll watch a music video, and have some quiet time to think about it. This time is for you and God.
- **Music Video: Open My Eyes**
- **(Close in prayer) God, you've created each us with a special purpose in mind. Thank you for letting us be a part of your plan. We love you. Amen!**



LARGE
GROUP

GAME
TIME

COOL
DOWN

LARGE
GROUP

SMALL
GROUP

SUPPLIES

- Play dough (1 handful per kid reused)

CONNECT | 5+ minutes

Play and Connect!

- Spend the rest of your time playing with kids and connecting through conversation!
- Give each kid a handful of play dough and use these questions to start conversation:
 - What was the best or worst part of your week?
 - What do you love most about your family?
 - If you could do ANYTHING this week, what would you do?

Once kids finish these, let them have free-play time!

EXTRA TIME?

- Give kids **a maze, or a word-search activity sheet** to work on until their parents pick them up.



connect questions

Big Idea: How are we part of God's plan? What was God's plan for Jesus?

lesson supplies

GAME TIME | Played in small groups

Item	Usage	Details	Provided by
Packing Peanut Example Page	Several per group, quantity determined by site	8.5x11 cardstock, color, Page 11	site
Packing peanuts	1 bag per room, reused	Amazon	KC Site Support
Toothpicks	20 per kid, reused	Amazon	KC Site Support
Disposable bowls	3 per small group, reused	Any kind	KC Site Support
Container to hold packing peanuts	Quantity determined by site	Sites can determine size and quantity based on need.	site
Wire	1 piece per kid, reused	Discount School Supply Sites to cut each piece into two 15" pieces.	KC Site Support to provide supplies, site to cut
Beads	10 per kid, reused	Oriental Trading	KC Site Support
Play dough	1 small handful per kid, reused		site
Wire Sculpture Example Page	Several per group, quantity determined by site	8.5x11 cardstock, color, Page 12	site

SMALL GROUP

Item	Usage	Details	Provided by
Coloring sheet	Quantity determined by site.	8.5x11 paper, black & white, Page 8	site
Maze sheet	Quantity determined by site.	8.5x11 paper, black & white, Page 9	site
Word search sheet	Quantity determined by site.	8.5x11 paper, black & white, Page 10	site
Markers	1 per kid, reused		site
Play dough	1 handful per kid, reused		site

name _____




Copyright © In Touch Ministries

Jesus Turns Water into Wine

John 2:1-12

name




name

U	L	I	F	Y	L	J	O	L	I	S
J	Y	W	B	Y	R	B	E	X	G	H
J	W	C	A	X	J	H	I	B	V	U
V	E	M	X	T	H	M	A	B	J	A
L	D	S	Q	R	E	I	V	G	L	C
P	D	C	U	M	H	R	M	I	B	E
L	I	C	F	S	G	A	E	H	A	E
L	N	M	B	J	P	C	C	A	Y	J
C	G	G	M	W	A	L	T	Z	H	A
X	B	G	O	J	I	E	A	I	E	H
K	Y	R	V	D	L	E	M	N	U	C

JESUS
WEDDING
MIRACLE
WATER
BIBLE
GOD
PLAN





A/V needs

3rd-5th



1. KC Logo Slide: for when kids enter the room (All that You Need instrumental; mp3 only; can be downloaded on website)
2. **Video: SAFE Video: Following Directions**
3. **Slide: God has a plan for us**
4. **Video: Play and Purpose Journey / Week 4 / Plan**
5. [Video: PursueGod Kids / Jesus Turns Water into Wine](#)
6. **10 Minute Countdown Timer**
7. **10 Minute Countdown Timer**
8. **10 Minute Countdown Timer**
9. **Slide: God has a plan for us**
10. **Video: Kid Driven Content / Week 4 / Plan (in process)**
11. **Slide: John 10:10b I have come that you may have life, and have it to the full!**
12. [Music Video: Open My Eyes](#)