



K-2nd
Sep 28-29, 2019

NEED TO KNOW

- **It's Week 2 of the Play and Purpose Journey!** Today is all about PURPOSE, and how created each of us uniquely to love people and love Jesus.

LARGE GROUP | 10 Minutes

- Big idea: God has a purpose for you.
- Story: Esther
- Scripture: Book of Esther

GAME TIME | 30 Minutes

- In small groups, complete as many challenges as possible in an extended 20 minute Game Time!

LARGE GROUP | 10 Minutes

- Respond to today's big idea through worship and prayer.

SMALL GROUP | 15+ Minutes

- Create an Esther puppet mask!

LARGE
GROUP

GAME
TIME

COOL
DOWN

LARGE
GROUP

SMALL
GROUP

WELCOME + EXPECTATIONS | 1 Minute



- **Say:** Welcome to Kids' Club, we're so glad you're here! We want this to be a **safe** and **fun** place for you. To do that, we all need commit to doing a few SUPER important things! Let's watch a **video** to help remind us what those things are!
- **Video: SAFE Video: Always Show Respect**

THE BIG IDEA | 10 Minutes



- **Say:** Last week we talked all about how God created us in a really special, unique way—he created us to PLAY! He loves when we have fun and play with friends and laugh and explore!
- **Ask:** So we know how important it is to play...but do you think God created us ONLY to play? What other things do you think he created to do? (Let kids respond.) Great answers! And they go along with perfectly with our big idea for today:
- **Slide: We have a purpose.**
- **Say:** God didn't JUST want us to spend our lives playing and having fun for no reason. He also created us to do something meaningful! Here's a good way to understand what ALL of our purpose is: **the unique way that we love people and love God.** That means that we all have the same purpose, but we might do it in different ways!
- **Say:** Let's watch a video and see what some kids have to say about their purpose!
- **Video: Kid Driven Content / What's Your Purpose?**

ESTHER | 10 Minutes



- **Say:** We're going to hear about a girl named Esther, and how she loved people and loved God in a very special, brave and scary way! Esther was a Jew, which means she was part of God's special family. And one day her whole life got turned upside down—she was chosen to be Queen!
- **Say:** After Esther became Queen, she faced some really scary situations. She could have chosen to ignore them and just have fun as the Queen. But instead, she faced them head on, even though it could get her killed!
- **Say:** Let's check out a video about Esther and see what happened. As you watch, see if you can figure out how she lived out her purpose.
- **Video: God's Story / Esther**
- **Say:** So how did Esther live out her purpose? What special, brave things did she do? (Let kids respond.) Yep, she saved God's people, the Jews! She risked her life in order to protect others!
- **Say:** Just like Esther, God created US for a special purpose. He made us all unique, and he knew that we would all love people and love God in different ways! Today we'll talk about what those different ways might look like.

LARGE
GROUP

GAME
TIME

COOL
DOWN

LARGE
GROUP

SMALL
GROUP

SUPPLIES

All Tied Up: no supplies needed

Wrap the Mummy: 1 roll toilet paper per six kids

Limbo: 1 rope per group

Shapes and Colors: no supplies needed

Life Boat: 1 piece of yarn per group

PREPARE



- Start the **20-Minute Countdown Timer**
- Split into **small groups and give each team a bin of materials.**

THE AMAZING RACE | 20 Minutes

Say: Today we're talking about how **we all have a purpose**. So today's Game Time is special—each team has a special purpose, and everyone on the team is part of it! Here's your purpose: as a team, race and finish as many challenges as you can in 20 minutes! After the 20 minutes are up, count and see how many challenges each team has completed!

- Give a quick overview of each challenge as one large group (if that's helpful). Otherwise, you can break into teams and let the leader explain the challenges as they go.
- Distribute a set of materials to each team, start the 20 minute timer, and let teams get through the list of challenges on the next page.
- Remember, teams don't have to finish *every single challenge*. The fun comes in trying to get as many done as you can, and you can do them in any order you want!
- There is NO COOL DOWN time after this, you'll go straight back to a shortened Large Group.
- **Special Note for the competition:**
 - *If you really want to get through all the activities, feel free to go long than 20 minutes if needed!*
 - *You can make this as competitive as you want, or you can take the element of competition out of it completely. Some groups might enjoy "racing" through the activities at their own pace, but some rooms might want to go through the activities with one leader guiding all the teams through the challenges at the same time. Do what works best for you!*

LARGE
GROUP

GAME
TIME

COOL
DOWN

LARGE
GROUP

SMALL
GROUP

THE AMAZING RACE | 30 Minutes

- All Tied Up:** Tell kids to get in a line and hold hands. Now they have to complete the following tasks, but they must stay attached while doing it! *(Depending on the age of your group, gradually make the tasks harder, or keep them simple.)*
 - Make a circle
 - Make a square
 - Lay down on on your backs
 - Lay down on your tummies
 - Stand and hop three times
 - Wiggle and shake your bodies and arms (or do a funny dance move)
 - Make a circle with your backs facing inward
- Wrap the Mummy:** Choose one kid to be the mummy, and let the rest of the kids wrap him or her in a roll of toilet of paper as fast as they can! Let kids take turns doing the “rolling”. (If you’ve got more than 6 kids, break your team into multiple groups and have a mummy in each group.)
- Limbo:** Hold up a jump rope to create a “limbo” stick for kids to go under (you’ll need to pick a volunteer from your group to hold up the other end. Have kids gather on one side of the string and take turns going under it without falling! *(For an extra challenge for older kids, have kids hold hands while they do this!)*
- Shapes and Colors:** The leader calls out a color or shape, and kids have to find an item in the room that matches that color, touch the item (it cannot be on another person or on themselves) and return to the group. To finish the challenge, go through all the following shapes and colors: circle, red, square, yellow, rectangle, purple, oval, green, triangle, blue. *(If finding all these shapes is too difficult for your age group, stick to colors and simpler shapes.)*
- Lifeboat:** Lay a piece of yarn in a circle (big enough for the whole easily fit in) on the ground and fit every person in the group in it with no one falling off. Easy, right? Now, have everyone get out and make it about a foot smaller, and repeat the exercise. Once they’ve fit everyone again, make it one foot smaller and repeat for a third time. *(It should be really hard to do by then!)*

LARGE GROUP

GAME
TIMECOOL
DOWNLARGE
GROUPSMALL
GROUP

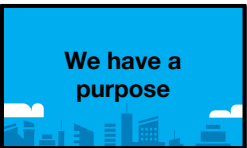
Do some cool down stretches to take a breather and cool down from game time. Touch your toes; ball up your fists then stretch them wide; twist from side to side; slowly roll your head around; breathe in for 3 seconds through your nose, than out for three seconds through your mouth.

REVIEW THE BIG IDEA | 5 Minutes

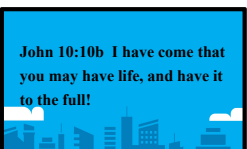


Play the 10-Second Countdown to redirect kids attention to Large Group.

- **Say:** Great job everyone! You did an incredible job getting through those challenges. Does anyone want to share what your favorite challenges were? (Let kids respond.)
- **Ask:** What was your goal, or purpose, during game time today? Yep, to get through as many challenges as possible in 30 minutes, as a team! And you had to work together and use every single person on your team to do it. Each person on the team had a purpose!
- **Say:** It works the same way with God's purpose for us: he's given all of us different talents, abilities and strengths. He's made each of us good at different things. So while ALL our purposes are to love God and love other people, we can all do that in different ways. Let's remember our big idea!
- **Slide: We have a purpose.**
- **Say:** Let's check out a video and see what this guy has to say about the purpose God gave him!
- **Video: Play and Purpose Journey / Week 3 / Purpose**
- **Say:** At first, Matt struggled to figure out what he wanted to do, or what his purpose should be. But after he took a big risk and trusted God, he figured it out, and ended up loving it! Today, we'll explore a little bit more about what that means for each of you.



RESPOND AND WORSHIP | 10 Minutes



- **Say:** Remember Esther? She realized she was in a situation where she might be able to help people, and that it might be her purpose for being Queen in the first place! And she did, even though it meant risking her life! God wants the same from us. He wants us to find where we can be part of his plan—in our own way!
- **Say:** God wants us to live a full, adventurous, joy-filled life that has meaning. Let's check out our verse for the Journey to remind us of that!
- **Slide: John 10:10b I have come that you may have life, and have it to the full!**
- **Say:** Let's worship God and show him how thankful we are that he loves us and has a purpose for us!
- [Music Video: Trust in the Lord](#)
- [Music Video: Good Good Father](#)
- **(Close in prayer) God, you've created each us with a special purpose in mind. Thank you for letting us be a part of your plan. We love you. Amen!**



LARGE
GROUP

GAME
TIME

COOL
DOWN

LARGE
GROUP

SMALL
GROUP

SUPPLIES

- Esther puppet mask (1 per kid)
- King Xerxes puppet mask (1 per kid)
- Straws (2 per kid)
- Tape (1 roll per 6 kids)
- Markers
- Scissors
- “Made for a purpose” sticker (1 per kid)

KNOW IT | 5 minutes

Go around the group and let every kid answer this question: **What do you want to be when you grow up?**

- What do you think Esther was like? What was her purpose?
- What do you think was the bravest thing Esther did in today’s story?
- What’s the purpose that God has for ALL of us? (Loving people and loving God)
- What is a UNIQUE purpose God has for you, but not necessarily everyone else?

DO IT | 10 Minutes

Create special puppet masks and act our Esther story!

- Give each kid **an Esther puppet mask, a King Xerxes puppet mask, two straws** and set out **markers, scissors and tape**.
- Let kids color and decorate the puppet templates (one is Esther and one is King Xerxes).
- If they’re old enough, they can cut around the outline of the puppets, and can poke holes through the eyes and cut them out to see through the mask (but it’s not necessary).
- Help kids tape the top of the straw to the side of the template, so that they hold it up in front of their face as a mask and act out the story! (Kids could take turns pretending to be Esther and go before the King to ask him to save her people.)
- Give each kid a **“made for a purpose” sticker** to take or wear home!



EXTRA TIME?

- Give kids **a maze, or a word-search activity sheet** to work on until their parents pick them up.



connect questions

Big Idea: What was Esther's purpose? What purpose did God give you?

lesson supplies


GAME TIME | Played in groups of six kids

Item	Usage	Details	Provided by
Roll of toilet paper	1 per every 6 kids	Webstaurant	KC Site Support
Yarn	1 14-foot piece per small group, reused		KC Site Support to provide yarn, sites to cut
Jump rope	1 per group, reused		KC Site Support


SMALL GROUP

Item	Usage	Details	Provided by
Coloring sheet - Purpose	Quantity determined by site.	8.5x11 paper, black & white, Page 8	site
Activity sheets	Quantity determined by site.	8.5x11 paper, black & white, Page 9 & 10	site
Markers	Quantity determined by site.		site
Scissors	1 per kid, reused		site
Scotch tape	1 roll per 6 kids, reused		site
Esther puppet mask	1 per kid	8.5x11 cardstock, black & white, cut into halves, Page 11	site
Xerxes puppet mask	1 per kid	8.5x11 cardstock, black & white, cut into halves, Page 12	site
Straws	2 per kid	Webstaurant , extra large kind, non-bendy	KC Site Support
Sticker- "Made for a Purpose"	1 per kid	Color, Page 13, Avery 5294	site

name



name




name _____

Aa

LOOK & Find

Name _____

Find the pictures and color them in. Check off each picture as you find it.





	A
	a
	crocodile
	ant
	apple
	angel
	acorn
	astronaut

*BONUS: Practice writing 'A' and 'a' on the back of the page.

©Lauren Thompson © Mrs. Thompson's Treasures





**MADE
FOR A
PURPOSE**

**MADE
FOR A
PURPOSE**

**MADE
FOR A
PURPOSE**

**MADE
FOR A
PURPOSE**

**MADE
FOR A
PURPOSE**

**MADE
FOR A
PURPOSE**

**MADE
FOR A
PURPOSE**

**MADE
FOR A
PURPOSE**

**MADE
FOR A
PURPOSE**

**MADE
FOR A
PURPOSE**

**MADE
FOR A
PURPOSE**

**MADE
FOR A
PURPOSE**

A/V needs

K-2nd



1. KC Logo Slide: for when kids enter the room (All that You Need instrumental; mp3 only; can be downloaded on website)
2. Video: SAFE Video: Always Show Respect (KC/SM media videos songs>videos>SAFE videos)
3. Slide: We have a purpose
4. Video: Kid Driven Content / What's Your Purpose? (in process)
5. [Video: God's Story / Esther](#)
6. [Video: 20-Minute Countdown Timer](#)
7. Video: 10 Second Countdown_092919 (use Magic Matt "cold open" in timer, in process)
8. Slide: We have a purpose.
9. Video: Play and Purpose Journey / Week 3 / Purpose
10. Slide: John 10:10b I have come that you may have life, and have it to the full!
11. [Music Video: Trust in the Lord](#)
12. [Music Video: Good Good Father](#)