



3rd-5th

Sep 28-29, 2019

NEED TO KNOW

- **It's Week 2 of the Play and Purpose Journey!** Today is all about PURPOSE, and how created each of us uniquely to love people and love Jesus.

LARGE GROUP | 15 Minutes

- Big idea: God has a purpose for you.
- Story: Esther
- Scripture: Book of Esther

GAME TIME | 30 Minutes

- In small groups, complete as many challenges as possible in an extended 20 minute Game Time!

LARGE GROUP | 10 Minutes

- Respond to today's big idea through worship and prayer.

SMALL GROUP | 15+ Minutes

- Create folded sculptures and discuss God's purpose for us.

WELCOME + EXPECTATIONS | 1 Minute

- **Say:** Welcome to Kids' Club, we're so glad you're here! We want this to be a **safe** and **fun** place for you. To do that, let's all commit to doing a few things:
 - Show respect to each other
 - Listen when someone else is speaking
 - Have fun!

THE BIG IDEA | 10 Minutes



- **Say:** Last week we talked all about how God created us in a really special, unique way—he created us to PLAY! He loves when we have fun and play with friends and laugh and explore!
- **Ask:** So we know how important it is to play...but do you think God created us ONLY to play? What other things do you think he created to do? (Let kids respond.) Great answers! And they go along with perfectly with our big idea for today:
- **Slide: We have a purpose.**
- **Say:** God didn't JUST want us to spend our lives playing and having fun for no reason. He also created us to do something meaningful! Here's a good way to understand what ALL of our purpose is: **the unique way that we love people and love God.** That means that we all have the same purpose, but we might do it in different ways!
- **Say:** Let's watch a video and see what some kids have to say about their purpose!
- **Video: Kid Driven Content / What's Your Purpose?**

ESTHER | 10 Minutes



- **Say:** We're going to hear about a girl named Esther, and how she loved people and loved God in a very special, brave and scary way! Esther was a Jew, which means she was part of God's special family. And one day her whole life got turned upside down—she was chosen to be Queen!
- **Say:** After Esther became Queen, she faced some really scary situations. She could have chosen to ignore them and just have fun as the Queen. But instead, she faced them head on, even though it could get her killed!
- **Say:** Let's check out a video about Esther and see what happened. As you watch, see if you can figure out how she lived out her purpose.
- **Video: The Story of Esther (7 minutes)**
- **Say:** So how did Esther live out her purpose? What special, brave things did she do? (Let kids respond.) Yep, she saved God's people, the Jews! She risked her life in order to protect others!
- **Say:** Just like Esther, God created US for a special purpose. He made us all unique, and he knew that we would all love people and love God in different ways! Today we'll talk about what those different ways might look like.

LARGE
GROUP

GAME
TIME

COOL
DOWN

LARGE
GROUP

SMALL
GROUP

SUPPLIES

Lifeboat:

- Yarn/Rope

Electric Fence:

- Two chairs
- Masking tape

No Hands:

- Five squishy balls

Flip It:

- 5ft piece of tear off paper (1 per group of 4-6 kids)

Skittles & Straws:

- 1 bag of Skittles
- 1 plate
- 1 bowl per kid
- 1 straw per kid

PREPARE



- Start the **20-Minute Countdown Timer**
- Split into **small groups and give each team a bin of materials.**

THE AMAZING RACE | 20 Minutes

Say: Today we're talking about how **we all have a purpose**. So today's Game Time is special...each team has a special purpose, and everyone on the team is part of it! Here's your purpose: as a team, finish as many challenges as you can in 20 minutes! After the 20 minutes are up, count and see how many challenges each team has completed!

- Give a quick overview of each challenge as one large group (if that's helpful). Otherwise, you can break into teams and let the leader explain the challenges as they go.
- Distribute a set of materials to each team, start the 20 minute timer, and let teams get through the list of challenges on the next page.
- Remember, teams don't have to finish *every single challenge*. The fun comes in trying to get as many done as you can, and you can do them in any order you want!
- There is NO COOL DOWN time after this, you'll go straight back to a shortened Large Group.
- **Special Note for the competition:**
 - *If you really want to get through all the activities, fee free to go long than 20 minutes if needed!*
 - *You can make this as competitive as you want, or you can take the element of competition out of it completely. Some groups might enjoy "racing" through the activities at their own pace, but some rooms might want to go through the activities with one leader guiding all the teams through the challenges at the same time. Do what works best for you!*

LARGE
GROUP

GAME
TIME

COOL
DOWN

LARGE
GROUP

SMALL
GROUP

THE AMAZING RACE | 20 Minutes

1. **Lifeboat:** Lay a piece of yarn (or rope) in a circle (big enough for the whole group to easily fit in) on the ground and fit every person in the group in it with no one falling off. Easy, right? Now, have everyone get out and make it about a foot smaller, and repeat the exercise. Once they've fit everyone again, make it one foot smaller and repeat for a third time. (*It should be really hard to do by then!*)
2. **Electric Fence:** Create an "electric fence wire" by connecting two chairs with a piece of masking tape (about four feet across, & that comes to about the average waist height on your students). Have kids gather on one side of the fence and form a human chain by holding hands. The goal is to get the entire team from one side of the wire to the other *without touching the wire*.
Rules:
 - a. Kids can go over or under the wire, but must be holding hands at all times. They will have to cooperate to help each other over one at a time without touching the wire.
 - b. If you have students who are not physically able to participate, they can act as judges making sure no one drops hands or touches the wire.
3. **No Hands:** Have kids get in a straight line, and set five foam balls next to the first kid in line. Kids must pass each ball to each other until it gets to the end of the line, but without using your hands!
4. **Flip It:** This activity takes a little creative thinking. Divide kids into teams of 4-6. Have all members of one team stand on a piece of tear off paper. Their goal is to flip over the paper so that they are standing on the other side of it, but without stepping off or touching the ground. (Let each team of 4-6 kids take turns and watch each other.)
5. **Skittles & Straws:** Open a bag of Skittles and put them on a plate. Give each kid a bowl and a straw. Each kid has to suck up a skittle using the straw and transfer it to their own bowl one at a time. Keep time on your phone and see how many skittles kids can move in 1 MINUTE! (Let kids eat the skittles when you're done!)

LARGE GROUP

GAME
TIMECOOL
DOWNLARGE
GROUPSMALL
GROUP

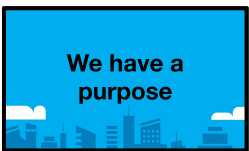
Do some cool down stretches to take a breather and cool down from game time. Touch your toes; ball up your fists then stretch them wide; twist from side to side; slowly roll your head around; breathe in for 3 seconds through your nose, than out for three seconds through your mouth.

REVIEW THE BIG IDEA | 5 Minutes



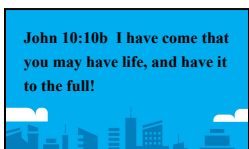
Play the 10-Second Countdown to redirect kids attention to Large Group.

- **Say:** Great job everyone! You did an incredible job getting through those challenges. Does anyone want to share what your favorite challenges were? (Let kids respond.)
- **Ask:** What was your goal, or purpose, during game time today? Yep, to get through as many challenges as possible in 30 minutes, as a team! And you had to work together and use every single person on your team to do it. Each person on the team had a purpose!
- **Say:** It works the same way with God's purpose for us: he's given all of us different talents, abilities and strengths. He's made each of us good at different things. So while ALL our purposes are to love God and love other people, we can all do that in different ways. Let's remember our big idea!
- **Slide: We have a purpose.**
- **Say:** Let's check out a video and see what this guy has to say about the purpose God gave him!
- **Video: Play and Purpose Journey / Week 3 / Purpose**
- **Say:** At first, Matt struggled to figure out what he wanted to do, or what his purpose should be. But after he took a big risk and trusted God, he figured it out, and ended up loving it! Today, we'll explore a little bit more about what that means for each of you.



RESPOND AND WORSHIP | 10 Minutes

- **Say:** Remember Esther? She realized she was in a situation where she might be able to help people, and that it might be her purpose for being Queen in the first place! And she did, even though it meant risking her life! God wants the same from us. He wants us to find where we can be part of his plan—in our own way!
- **Say:** God wants us to live a full, adventurous, joy-filled life that has meaning. Let's check out our verse for the Journey to remind us of that!
- **Slide: John 10:10b I have come that you may have life, and have it to the full!**
- **Say:** Let's take a minute and ask God where he's working and how he wants us to love people and love God.
- **(Close in prayer) God, you've created each us with a special purpose in mind. Thank you for letting us be a part of your plan. We love you. Amen!**



LARGE
GROUP

GAME
TIME

COOL
DOWN

LARGE
GROUP

SMALL
GROUP

SUPPLIES

- Paper sculpture template #1 (1 per kid)
- Paper sculpture template #2 (1 per kid)
- Markers/scissors
- Tape (1 roll per 4 kids)
- Made for a purpose sticker (1 per kid)

KNOW IT | 5 minutes

Go around the group and let every kid answer this question: **What do you want to be when you grow up?**

- What do you think Esther was like? What was her purpose?
- What's the purpose that God has for ALL of us? (Loving people and loving God)
- Do we all live out our purpose in the exact same way?
- What was Matt's purpose in the video earlier today?
- What is a UNIQUE purpose God has for you, but not necessarily everyone else?

DO IT | 10 Minutes

Give kids time to think about their answer to the question above: *What is a UNIQUE purpose God has for you, but not necessarily everyone else?*

- Give each kid a **paper sculpture template** and set out **markers, scissors and tape**.
- To help kids explore the question above, have them write on each "side" of the geometric sculpture:
 - Who are the most important people in your life?
 - What do you like to do for fun?
 - Where are places you go where you could have a purpose?
 - What are you good at?
 - Based on all these questions, what's a specific purpose God might have for you?
- Then they can color and decorate the rest of the sides, then turn it into a sculpture by following the directions on the template.
- After kids have finished their first sculpture, give them the **second paper sculpture template** to make (the second one is a different shape).
- Give kids a **"made for a purpose" sticker** to take or wear home.

EXTRA TIME?

- Give kids a **maze, or a word-search activity sheet** to work on until their parents pick them up.



connect questions

Big Idea: What purpose do we have? Kids are eating Skittles today. If your kid has an allergy, please notify a volunteer.

lesson supplies


GAME TIME | Played in small groups

Item	Usage	Details	Provided by
Yarn or rope	1 14 foot piece per group, reused		KC Site Support to provide yarn, sites to cut
Chairs	2 per group, reused		site
Masking Tape	1 roll per group, reused		site
Foam/sponge balls	5 per group, reused	Oriental Trading	KC Site Support
Piece of tear off paper	1 per small group, 5 feet long		site
Skittles	1 bag per small group	Amazon (2.17oz bags)	KC Site Support
Straws	1 per kid	Webstaurant	KC Site Support
Plate	1 per small group, reused	Any size	KC Site Support
Bowl	1 per kid, reused	Any size	KC Site Support


SMALL GROUP

Item	Usage	Details	Provided by
Maze sheet - Purpose	Quantity determined by site.	8.5x11 paper, black & white, Page 8	site
Activity sheet - Purpose	Quantity determined by site.	8.5x11 paper, black & white, Page 9	site
Markers	Quantity determined by site.		site
Scissors	1 per kid, reused		site
Scotch tape	1 roll per 4 kids, reused		site
Paper sculpture template #1	1 per kid	8.5x11 cardstock, black & white, Page 10	site
Paper sculpture template #2	1 per kid	8.5x11 cardstock, black & white, Page 11	site
Sticker- Made for a purpose	1 per kid	Color, Page 12, Avery template 5294	site

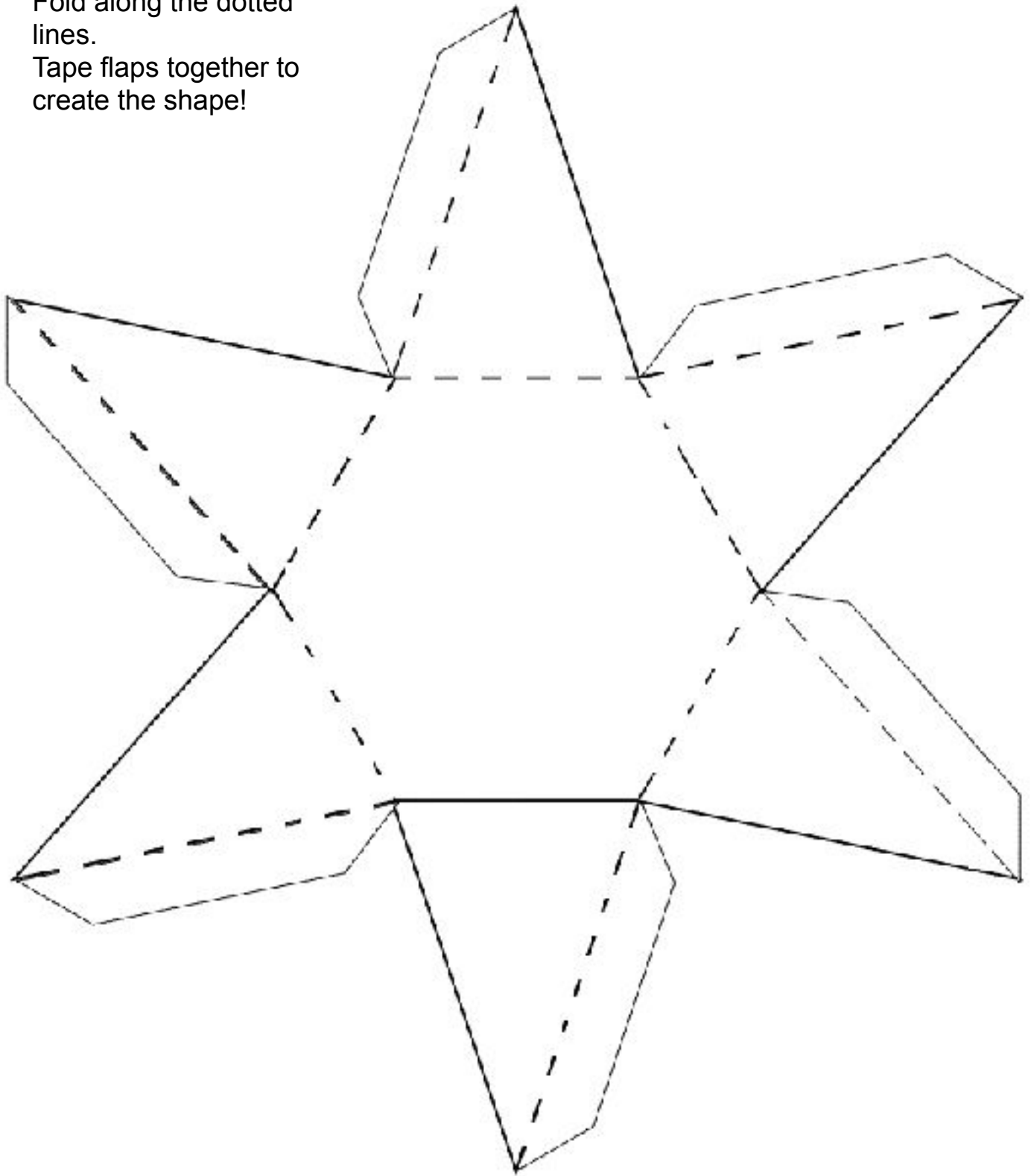
name



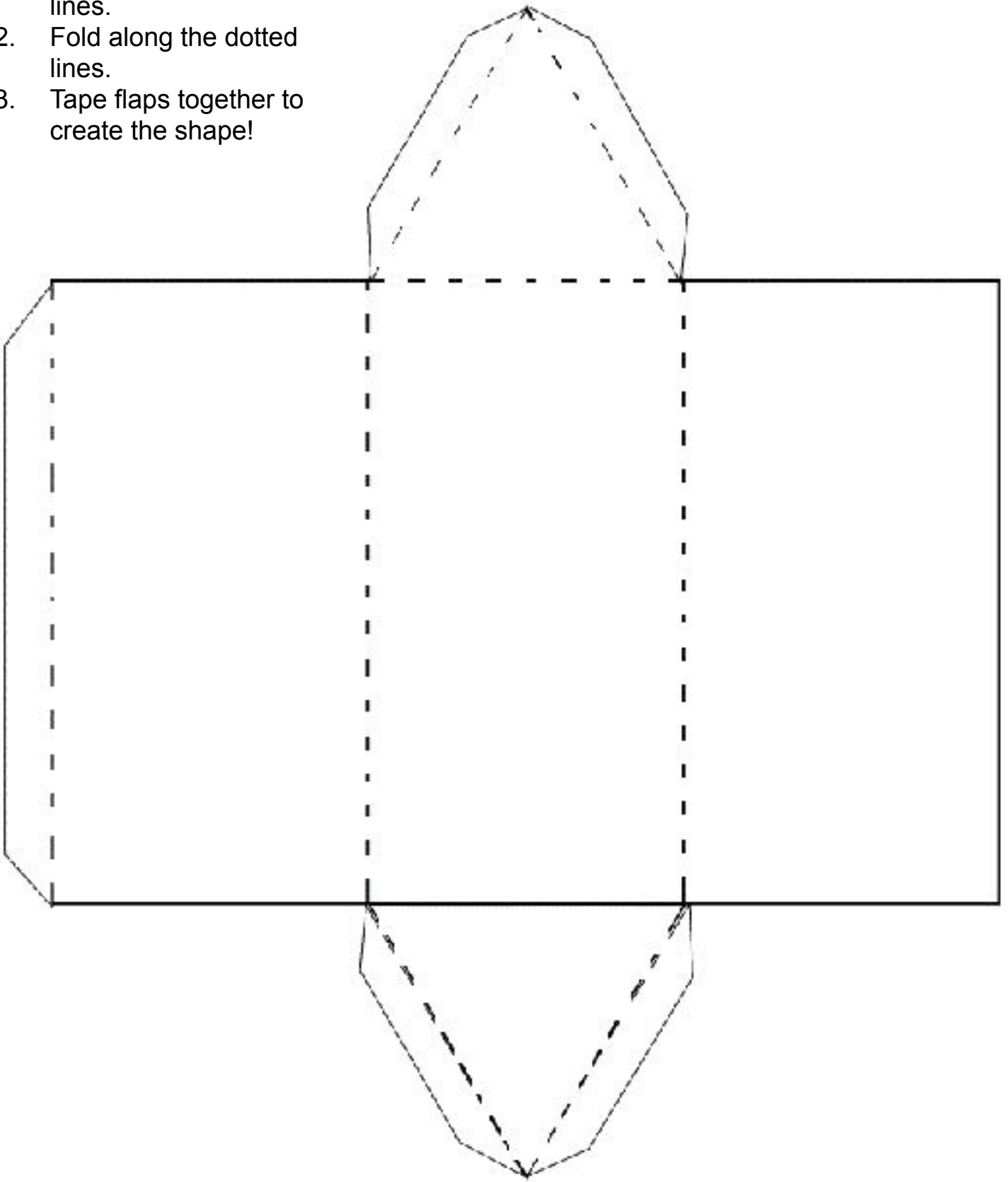
name



1. Cut along the solid lines.
2. Fold along the dotted lines.
3. Tape flaps together to create the shape!



1. Cut along the solid lines.
2. Fold along the dotted lines.
3. Tape flaps together to create the shape!



**MADE
FOR A
PURPOSE**

**MADE
FOR A
PURPOSE**

**MADE
FOR A
PURPOSE**

**MADE
FOR A
PURPOSE**

**MADE
FOR A
PURPOSE**

**MADE
FOR A
PURPOSE**

**MADE
FOR A
PURPOSE**

**MADE
FOR A
PURPOSE**

**MADE
FOR A
PURPOSE**

**MADE
FOR A
PURPOSE**

**MADE
FOR A
PURPOSE**

**MADE
FOR A
PURPOSE**

A/V needs

3rd-5th



1. KC Logo Slide: for when kids enter the room (All that You Need instrumental; mp3 only; can be downloaded on website)
2. Slide: We have a purpose
3. Video: Kid Driven Content / What's Your Purpose? (in process)
4. [Video: The Story of Esther \(7 minutes\)](#)
5. [Video: 20-Minute Countdown Timer](#)
6. Video: 10 Second Countdown_092919 (use Magic Matt "cold open" in timer, in process)
7. Slide: We have a purpose.
8. Video: Play and Purpose Journey / Week 3 / Purpose
9. Slide: John 10:10b I have come that you may have life, and have it to the full!