

K-2nd
Aug 31-Sep 1, 2019

NEED TO KNOW

- Today's **Large Group Part 1** has an extended presenter video in conjunction with some live teaching. The video includes a worship video!

LARGE GROUP | 15 Minutes

- Big idea: **God wants us to trust him**
- Story: **Elijah**
- Scripture: 1 Kings 18

GAME TIME | 10 Minutes

- Play trust games with partners and in small groups!

COOL DOWN | 10 Minutes

- Play a silly version of red light/green light.

LARGE GROUP | 15 Minutes

- Respond to today's big idea through worship and prayer.

SMALL GROUP | 15+ Minutes

- Create raven puppets!

LARGE
GROUP

GAME
TIME

COOL
DOWN

LARGE
GROUP

SMALL
GROUP

WELCOME + EXPECTATIONS | 1 Minute



- **Say:** Welcome to Kids' Club, we're so glad you're here! We want this to be a **safe** and **fun** place for you. To do that, we all need commit to doing a few SUPER important things! Let's watch a **video** to help remind us what those things are!
- **Video: SAFE Video: Super Fun**

THE BIG IDEA | 10 Minutes



- **Say:** You know, sometimes people let us down. But there's someone who never stops loving us, wanting us, and protecting us. Can you guess who that is? (Let kids respond.) That's right, GOD.
- **Say:** We can always trust God with our whole hearts, because he has never, and will never, let us down. He is good, perfect, and all powerful, and he loves US. Today, we're going to hear about a guy named Elijah who trusted that God would show up when he most needed him. So here's our big idea:
- **Slide: God wants us to trust him**
- **Say:** Now instead of having someone teach us in person, we're going to listen to some teachers on screen! Let's check out what they have to say about Elijah, and how he was able to trust that God would show up when he most needed him.
- **Video: [Elijah Being Fed by Ravens](#) (11 minutes; includes 1 worship song)**
- **Say:** After everything Elijah went through, it must have been really hard to keep trusting that God would take care of him. But no matter how hard it was, God showed up for Elijah when he really needed him. God wanted Elijah to trust him, and God wants us to trust him too.
- **Say:** Now let's practice showing trust with each other during Game Time!

LARGE
GROUP

GAME
TIME

COOL
DOWN

LARGE
GROUP

SMALL
GROUP

SUPPLIES

- None

PREPARE



- Start the **10-Minute Countdown Timer**
- Split kids into **small groups or play as a whole group**. Play one or more of the following games as time allows!

TRUST GAMES | 10 Minutes

- **Lean Walk:** Have kids choose a partner (who's a similar height, but pair up with a kid if there's an odd number). Have partners stand side by side, leaning on each other's shoulders. Choose a destination within the room and see if they can walk there and back while leaning on each other.
- **Off Balance:** Have partners come up with silly poses that they couldn't do alone, like standing on one foot while holding on to their partner's shoulders or having one kid put his/her hands on the floor while the other person holds his/her feet. See who can hold their "off-balance poses" the longest!
- **Simon Says:** Give kids simple "simon says" commands to do, but on every other command, tell them to close their eyes while do it, not knowing exactly what is in front of them, but trusting that you'll keep them safe! You could also have them face backwards while you give them the commands, instead of closing their eyes.

LARGE
GROUP

GAME
TIME

COOL
DOWN

LARGE
GROUP

SMALL
GROUP

SUPPLIES

- None

PREPARE



- Start the **10-Minute Countdown Timer**
- Split into **small groups**.

RAVEN RED LIGHT | 10 Minutes

- Tell kids that we're going to learn how God took care of a guy named Elijah. God even used birds to help!
- Play a fun version of "Red Light, Green Light" while kids act like birds! But instead of saying "red light, green light", say "fly and freeze":
 - Stand away from kids and tell them they have to try and "fly" toward you (flap their arms and make bird noises while they walk).
 - When you say "fly," kids can "fly."
 - When you say "freeze," kids have to stop.
 - Whoever gets to you first, wins!

LARGE GROUP

GAME
TIME

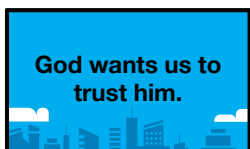
COOL
DOWN

LARGE
GROUP

SMALL
GROUP

Volunteer Tip: Some kids trust their leaders easily, and some don't. If you want kids to feel that they can trust you, do your best to be a peaceful and safe person. Make them feel respected and heard. Give them time and space if they have an extra hard time listening.

REVIEW THE BIG IDEA | 5 Minutes



Play the 10-Second Countdown to redirect kids attention to Large Group.

- **Say:** Let's review today's big idea:
- **Slide: God wants us to trust him**
- **Say:** There are a lot of times we need to trust God too. It can be hard though. Trusting God can feel different than sitting on a chair we can see in front of us. It can be more like taking a leap he wants us to take and trusting him to catch us. Let's watch another video that goes a little deeper into what it means to trust God!
- **Video: [What's That Word / Trust](#) (2 minutes)**
- **Say:** There are lots of times when we need to trust God in order to obey him. Maybe we would even rather trust people than God! Here's the thing: people sometimes let us down. Sometimes our friends don't help us out. Sometimes people drop their friends in trust falls. But God never drops us. If he wants us to do something brave, he'll always be there to help us do it.
- **Say:** Let's check out a movie clip and see an example of trust. In the movie, *Despicable Me*, Gru is trying to save his girls, but it requires them to trust him!
- **Video: [Despicable Me / Gru Saves the Girls](#) (2 minutes)**
- **Say:** How did the girls show trust in this video? (Let kids respond.) Yep, they jumped into his arms, even when it was really scary and dangerous. They trusted that he would do what he said he would do!



RESPOND AND WORSHIP | 10 Minutes



- **Set up worship:** Now it's time to focus on God and show him that we trust him—through worship! (Depending on the dynamic of your room, you could have kids sit and watch this one, or stand and be active.)
- **Music Video: [Superhero \(motions\)](#)**
- **Music Video: [All That You Need \(motions\)](#)**
- **(Close in prayer) Jesus, thank you that we can trust you. Thanks for always helping us to obey you, even when you ask us to do something scary or uncomfortable. We love you and want to obey you this week, like Elijah!**

LARGE
GROUP

GAME
TIME

COOL
DOWN

LARGE
GROUP

SMALL
GROUP

SUPPLIES

- Black paper bag (1 per kid)
- Orange triangle (1 per kid)
- Black triangle (1 per kid)
- Eye sticker set (1 set per kid)
- Bread/meat image (1 per kid)
- Glue sticks (1 set per group)
- Markers (1 set per group)

KNOW IT | 5 minutes

Go around the group and let every kid answer this question: **What's your favorite class in school?**

- How did Elijah eat? (Ravens brought him bread and meat in their beaks.)
- Who sent the ravens to give Elijah food? (God!)
- Why did God take care of Elijah? (He loved Elijah, and God loves to take care of his family!)
- Does God want to take care of you too? (Yes!)
- How can we trust God?

DO IT | 10 Minutes

We're going to make bird puppets, like the ravens that God sent to Elijah! Set out **glue sticks** and give each kid:

- **1 black paper bag**
- **1 orange triangle (beak)**
- **1 black triangle (wing)**
- **1 eye sticker set**

To create the puppet:

- Glue the black triangle across the back of the bag, so that it sticks out on each side and looks like "wings"
- Glue the orange triangle (the beak) where the "mouth" should be
- Place the set of eye stickers on the rectangle of the bag, above the "beak"
- Now have them reenact the story! Give each kid a **bread/meat image** and show them how to put it in their bird's "mouth" and say "Caw! Caw!"
- Remind them that God sent birds to bring food to Elijah—and he wants us to trust in him just like Elijah did!



EXTRA TIME?

- Give kids **a maze, or a word-search activity sheet** to work on until their parents pick them up.



connect questions

Big Idea: God wants us to trust him. Why is God worthy of our trust?

lesson supplies

LARGE GROUP

Item	Usage	Details	Provided by
Adventure Bible for Early Readers	1 per large group, reused	BiblesbytheCase.com	site

GAME TIME | Played in one large group

Item	Usage	Details	Provided by
None			


COOL DOWN TIME | Played in small groups

Item	Usage	Details	Provided by
None			

SMALL GROUP

Item	Usage	Details	Provided by
Coloring Page - Elijah	Quantity determined by site.	8.5x11 paper, black & white, Page 8	site
Word Search & Maze - Elijah	Quantity determined by site.	8.5x11 paper, black & white, Page 9 & 10	site
Markers	1 per kid, reused		site
Black paper bag	1 per kid	Uline, Item # S-11566BL)	KC National
Orange triangle (beak)	1 per kid	Staples. Item #491617 , See page 11 for cutting instructions (1 piece of paper per 100 kids- gives room for error)	KC National to provide paper, site to cut
Black triangle (wing)	1 per kid	Staples. Item #WAU22321 , See page 12 for cutting template (1 piece of paper = wings for 2 kids)	KC National to provide paper, site to cut
Eye sticker set	1 set of eyes per kid	Oriental Trading. Item #IN-57/6108	KC National
Meat/bread image	1 per kid	8.5x11 cardstock, cut into quarter sheets, black & white, Page 13	site
Glue sticks	1 set per group, reused		site

name



Tell me about Elijah.

How did God take care of Elijah?

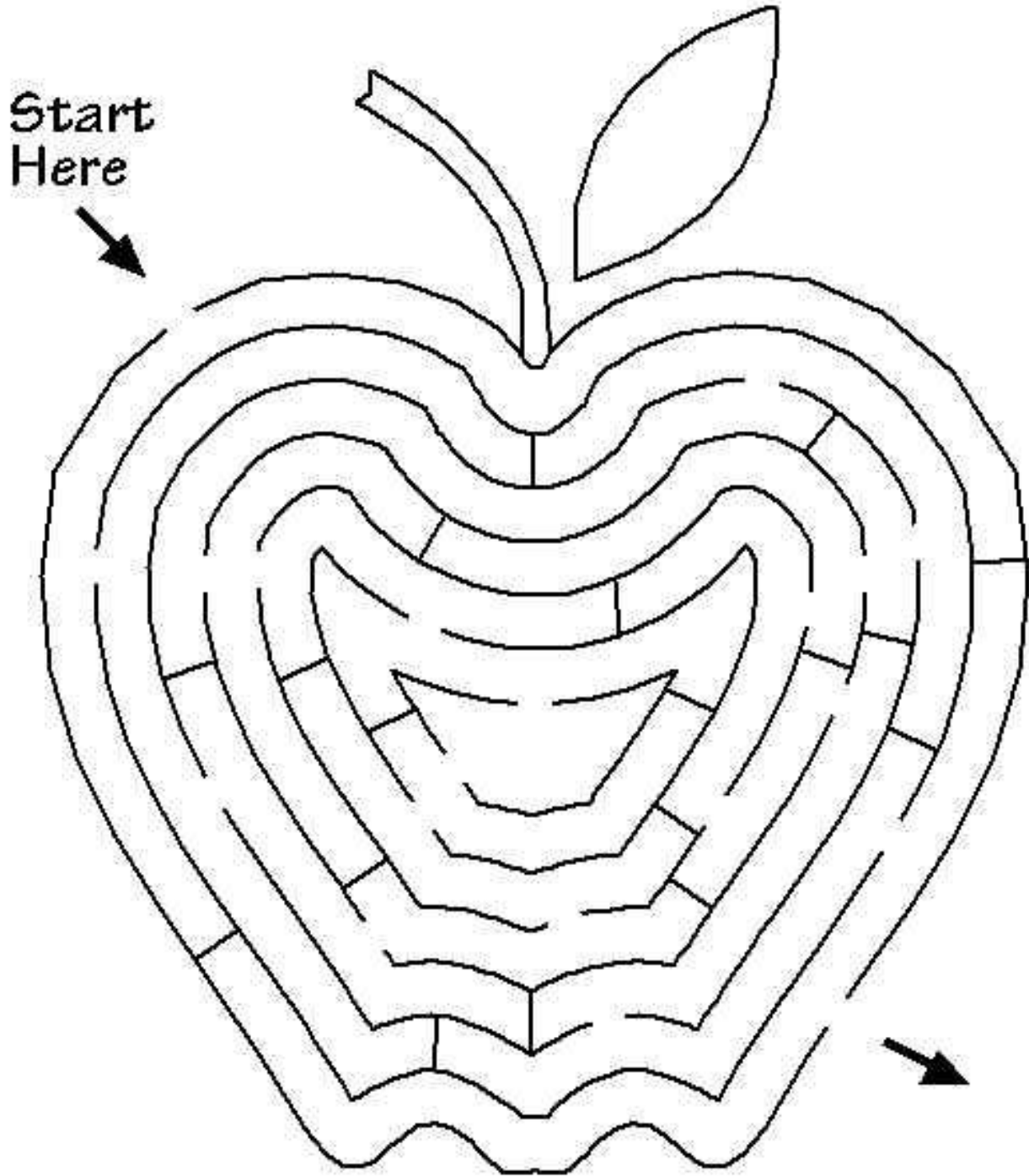
Read more about this week's story in the book of 1 Kings 17:1-9.

name


B A H A F P U C H S
G D O G F M F F K N
S E T I L E A R S I
L U N Y L M N B D Q
I E H N I F D O L H
L T B N N F F F K V
I T E E D I T R U E
K M X O Z R A Z O J
H A J I L E R R D R
L H I X T U J I S S

ELIJAH
AHAB
JEZEBEL
GOD
ISRAELITES
FAMINE
RAIN
FIRE
ONE
TRUE


name



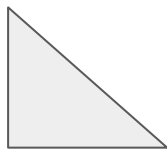
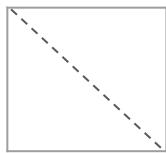
1. Cut orange paper into 1 inch strips (vertically)



2. Cut each strip into 1 inch squares






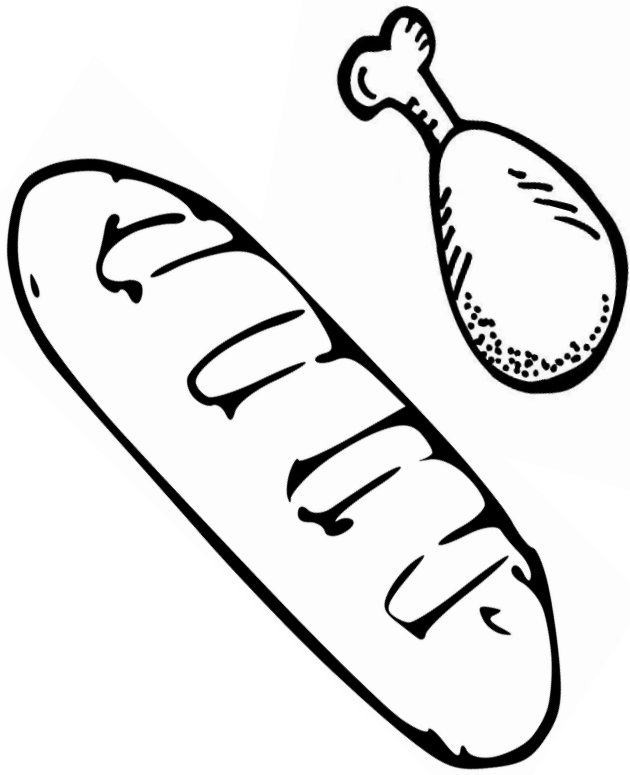
3. Cut squares in half, diagonally, to make triangles.



WINGS

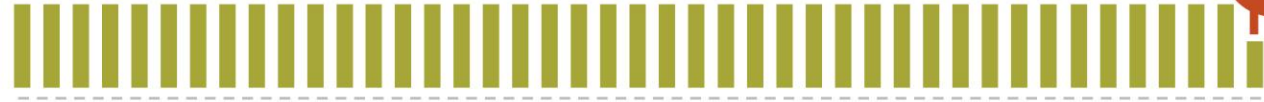
TRASH

WINGS



A/V needs

K-2nd



1. KC Logo Slide: for when kids enter the room (All that You Need instrumental; mp3 only; can be downloaded on website)
2. Video: SAFE Video / Super Fun (KC/SM media videos songs>SAFE videos)
3. Slide: God wants us to trust him
4. [Video: Elijah Being Fed by Ravens](#) (11 minutes; includes 1 worship song)
5. Video: New 10-Minute Timer ((KC/SM media videos songs>videos>countdowns)
6. Video: New 10-Minute Timer (KC/SM media videos songs>videos>countdowns)
7. Video: 10 Second Countdown_090119
8. Slide: God wants us to trust him
9. **[Video: What's That Word / Trust \(2 minutes\)](#)**
10. **[Video: Despicable Me / Gru Saves the Girls \(2 minutes\)](#)**
11. **[Music Video: Superhero \(motions\)](#)**
12. **[Music Video: All That You Need \(motions\)](#)**
- 13.