



3PK
September 14-15,
2019

NEED TO KNOW

- **This weekend is a big FUN kickoff to the church-wide “Play and Purpose” Journey!**
- The schedule looks different than normal, and will require a little more preparation. Check out the revised schedule below, and look through each section of the lesson to determine what needs to be prepared ahead of time, and where you want to set it up.

FREE PLAY | 15 Minutes

- Check kids into the room and personally connect with them through free play.

GET READY | 5 Minutes

- Clean up and introduce the big idea: **God loves it when we have fun!**
- Get ready for some fun by stretching and warming up.

LARGE GROUP | 20 Minutes

- Have fun with kids through large group games, activities and worship!

CONNECT TIME | 15+ Minutes

- Personally connect with kids as they eat a snack.
- Play with kids through guided play-based activities!

GET READY

LARGE GROUP

CONNECT TIME

CLEAN UP TIME | 1 Minute

- **Begin clean up about 15 minutes into service.** The presenter will give you a 5 minute warning before Large Group starts.
- **Say:** It's clean up time! Let's all clean up as FAST we can while I count down from 10 to 1. Ready, set....go!
- Slowly countdown from 10 to 1 until kids have cleaned up toys. Then circle up on the floor, or line up at the door.

GAME TIME | 5 Minutes

- Play game of "Follow the Leader"! Lead kids around the room in a line behind, while they follow every action you do:
 - March
 - Hop
 - Freeze
 - Walk
 - Jog
 - Tip-toe
 - Sit down
 - Etc. (just bring it back down to calm movements before heading into Large Group)
- Got extra time? Do some stretches! Reach high to the sky, reach down to your tippy toes, twist side to side, roll your head around, and any other fun stretches you want to try!

Transition to Large Group: Now let's get ready to hear about how this story in Large Group! Line up at the door, and let's go sit on the big carpet.

WELCOME AND H.O.P.S. | 5 Minutes

- **Say:** Hey everyone, I'm so glad to see you! Before we get started, I want you to meet my friend HOPS. She's going to show us how we can act in Kids' Club!
- **Video:** [HOPS Put on your listening ears! \(fall theme\)](#)
- **Say:** Does everyone have your listening ears on tight? Then let's get started!

REVIEW GOD'S STORY | 5 Minutes



- **(Hold up the Bible.)** This is God's story. Out of ALL the stories in the world, this is the most important. Do you know what it's called? (The Bible!) It's God's Rescue plan! It shows us how He rescued us from all the wrong things in the world.



- **(Make a big round "world" with your arms)** In the beginning, God made the whole world and everything in it, and it was GOOD. Let's all say, "It was good!"



- **(Pretend to swim in the water)** God made all the water in the oceans, and rivers, and lakes. Let's pretend to swim in the water!



- **(Pat the "dirt" on the ground)** God made all the dirt and trees and flowers. Let's pat the ground and feel the dirt in our hands! Now put your arms up and be a tree!



- **(Pretend to fly and tweet like a bird)** God made all kinds of animals, like birds! Let's pretend to flap our wings and fly like a bird!



- **(Hold up two fingers)** Then God made two people: Adam and Eve. They got to live in a beautiful garden, and walk and talk with God. And it was GOOD.






- **(Make a "ssss" sound and pretend to be a snake)** But THEN, something very, VERY sad happened. A snake tricked Adam and Eve, and they disobeyed God. Then, all the wrong things came into the world, like sickness, and sadness and death. Show me your sad face.



- **(Put your hands on your heart)** Even though Adam and Eve disobeyed God, God loved them anyway! He planned a great rescue so that Adam and Eve, and you and me, could be close to God again! Do you know who the Rescuer is? (Let kids say: Jesus!)

TELL THE STORY | 10 Minutes



- **Say:** Let's start off with a fun music video—we're going to sing and dance like ROBOTS!
- [Music Video: Robot Rock](#)
- **Say:** Good job everybody! Today is extra-special: we're going to spend our time playing games and having FUN, because God LOVES when we have fun. He loves when he play with out friends, he loves when we play by ourselves, and he loves when we play with our grownups! Let's go! (Play the following games as one large group):
 - **Simon Says:** Say "Simon Says..." and then give kids a fun command to follow.
 - **Freeze Dance:** Play the following music video and periodically pause it. Whenever you pause, kids have to freeze exactly as they are!
-  **Music Video: Be Strong Take Courage**
- **Animal Party:** Call out different animals and act out them out along with kids!
- **Conga Line:** Play the following music video and create a conga line! Help kids put their hands on the shoulders of the person in front of them, and walk (or dance!) in a line all the way around the room! If you feel that's a little too hard for kids to do, than just play it like "Follow the leader" and have kids line up and do as you do while dancing to the video!
-  **Music Video: Wiggle Worm**
- **Say:** Now let's all take a minute to cool down and STRETCH. Everyone reach your hands as hiiiigh as you can! Now reach down and touch your tippie-toes. Now sit on the floor criss-cross applesauce, and give me a BIG smile! Good job!
- **Say:** We're going to watch a video about Jesus, and how he was just like us! He ate like us, slept like us, and PLAYED like us!
-  [Video: God's Story / Jesus Was Like Us](#)
- **Say:** Wow, can you believe it? Jesus was like US! He loved to do things with his friends, and eat yummy food, and give hugs to his parents! Do you think Jesus liked to play when he was a kid, too? I bet so!
- **Say:** You all have done such a good job today of having fun. Now let's go back to our rooms and play some more fun games!

PRAY AND WORSHIP | 5 Minutes



- **Say:** Let's pray to Jesus, and tell him how thankful we are that he gives us all kinds of ways to play. When we pray, that means we talk to him, and he actually LISTENS to us, and hears our words! So let's talk to God right now. Close your eyes, and say these words after me.
- **Pray: Dear Jesus. We LOVE you. Thank you for playtime and games and fun. Aaaa-men!**
- **Optional Extra Worship Song:** Let's celebrate that Jesus loves us so much by worshipping him! That means we sing and dance and tell him how much we love him. Everybody stand up and sing as loud as you can!
- [Music Video: Wonderful Things](#) (*Feel free to play this, or skip if you want to let kids go to their rooms sooner.*)

Transition to Connect Time: Now we're going to go do story time in our rooms. Tip toe like a quiet little mouse and line up by your leader!

GET READY

LARGE GROUP

CONNECT
TIME

SUPPLIES

- Musical instruments (1 per kid)
- Play dough (1 handful per kid)
- Sticker (1 per kid)
- Markers/crayons
- Face paint crayons (1 set of crayons per room)

GAME TIME | 20+ minutes

Musical Instruments!

- Turn on some music and give each kid a musical instrument to play! You could have kids play and dance around the room, or have a musical “parade” around the room!
- For an extra fun challenge, lead kids in doing rhythms together: have them follow you while you do different rhythms and motions with the instrument: pat your instrument on your lap, shake it in the air, tap it on a table or the ground, etc.

SNACK TIME | 5 minutes



- **Pass out graham crackers or goldfish, and let kids eat at tables.** This is a time to personally connect with kids and find out about their day, not just focusing on the story.
- **Ask things like:** What did you do today? Who brought you to Kids' Club? What's your favorite (blank)?

GAME TIME | 5 minutes

Play with play-dough (5 minutes)

- Give each kid a handful of playdough and let them create whatever they like!

Create a sticker (5 minutes)

- Give each kid a sticker and let them color it!

Face paint (This can be done while kids are working on play dough/coloring)

- Go around and draw a simple picture on each kid's cheek. Give them a option between a few choices (a smiley face, a heart, or a star). If you're feeling creative, ask kids if they want you to draw something else!

- Keep kids engaged until parent pick up by giving them a **coloring sheet or activity sheet** to work on!



connect questions

What do you like to play with? Did Jesus play and have fun?

lesson supplies

GET READY | Played in one large group

Item	Usage	Details	Provided by
None			


LARGE GROUP

Item	Usage	Details	Provided by
Jesus Storybook Bible	1 per large group, reused	BiblesbytheCase.com	site

CONNECT TIME


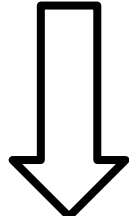
Item	Usage	Details	Provided by
Coloring sheet - Fun	Quantity determined by site.	8.5x11 paper, black & white, Page 7	site
Activity sheet	Quantity determined by site.	8.5x11 paper, black & white, Page 8	site
Markers or Crayons	Quantity determined by site		site
Musical Instruments	1 per kid, reused	Any type of shakers or rhythm type instruments (none that are used in the mouth) Option 1 , Option 2 , Option 3	KC Site Support
Play dough	1 handful per kid, reused		site
"Made to Play" Sticker	1 per kid	Avery template 5264, black and white, Page 9	site
Face paint crayons	6 crayons per room, reused	Amazon	KC Site Support

name _____



©Crayola

name



A/V needs

Preschool



1. Song slide: for when kids enter the room (All that You Need instrumental; mp3 only; can be downloaded on website)
2. [Video: HOPS Put on your listening ears! \(fall theme\)](#)
3. [Music Video: Robot Rock](#)
4. [Music Video: Be Strong Take Courage](#)
5. [Music Video: Wiggle Worm](#)
6. [Video: God's Story / Jesus Was Like Us](#)
7. [Music Video: Wonderful Things](#)