

# 3PK

Aug 31-Sep 1, 2019

## NEED TO KNOW

- **Tip:** Sometimes talking *quietly* can have just as big of an impact as talking loudly! Use your voice in different tones to help communicate different emotions within the story.

## FREE PLAY | 15 Minutes

- Check kids into the room and personally connect with them through free play.

## GET READY | 5 Minutes

- Clean up and introduce the big idea: **God helps us!**
- Do motions to help remember today's story: **David and Goliath**

## LARGE GROUP | 20 Minutes

- Reinforce today's big idea and tell the story with a video and physical motions.
- Pray and worship.
- Scripture: **1 Samuel 17**

## CONNECT TIME | 15+ Minutes

- Retell the story and ask questions.
- Personally connect with kids as they eat a snack.
- Understand and retell the story with a craft!

## CLEAN UP TIME | 1 Minute

- **Begin clean up about 15 minutes into service.** The presenter will give you a 5 minute warning before Large Group starts.
- **Say:** It's clean up time! Let's all clean up as FAST we can while I count down from 10 to 1. Ready, set....go!
- Slowly countdown from 10 to 1 until kids have cleaned up toys. Then circle up on the floor, or line up at the door.

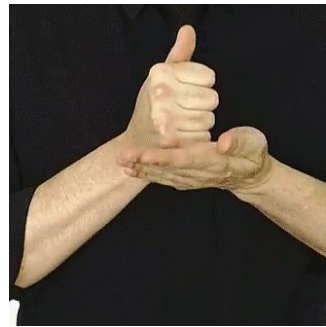
## THE BIG IDEA | 1 Minute

- **Say:** Today we'll see how God takes care of us! Say these words after me: **God helps us!**
- Lead kids and repeat the big idea as they do the corresponding motions shown here.

God

(Point up)

helps



us

(point to self)

## TELL THE STORY | 5 Minutes

**Act out the following story motions with kids.**

- There was a GIANT named Goliath. He wanted to fight God's family! Show the paper on the wall. SAY: "This is how tall Goliath was".
- Everyone was scared of Goliath! Have kids make a scared face.
- David was brave. He was just a kid, but he knew God would help him! Have kids show muscles with their arms.
- David told the king that he could defeat Goliath. Pretend to hold a sword.
- David gathered 5 stones from a stream. Count the 5 cotton balls for kids to see.
- David used his slingshot to throw a stone at Goliath. Let each kid throw a cotton ball at the Goliath poster as you hold it up (or tape to a chair).
- God helped David defeat Goliath and the Israelites won the battle. Remember: God helps us!

**Transition to Large Group:** Now let's get ready to hear about how this story in Large Group! Line up at the door, and let's go sit on the big carpet.

## WELCOME AND H.O.P.S. | 5 Minutes

- **Say:** Hey everyone, I'm so glad to see you! Before we get started, I want you to meet my friend HOPS. She's going to show us how we can act in Kids' Club!
- **Video:** [HOPS Obey your leaders! \(fall theme\)](#)
- **Say:** Does everyone have your listening ears on tight? Then let's get started!

## REVIEW GOD'S STORY | 5 Minutes



- **(Hold up the *Bible*.)** This is God's story. Out of ALL the stories in the world, this is the most important. Do you know what it's called? (The Bible!) It's God's Rescue plan! It shows us how He rescued us from all the wrong things in the world.



- **(Make a big round "world" with your arms)** In the beginning, God made the whole world and everything in it, and it was GOOD. Let's all say, "It was good!"



- **(Pretend to swim in the water)** God made all the water in the oceans, and rivers, and lakes. Let's pretend to swim in the water!



- **(Pat the "dirt" on the ground)** God made all the dirt and trees and flowers. Let's pat the ground and feel the dirt in our hands! Now put your arms up and be a tree!



- **(Pretend to fly and tweet like a bird)** God made all kinds of animals, like birds! Let's pretend to flap our wings and fly like a bird!



- **(Hold up two fingers)** Then God made two people: Adam and Eve. They got to live in a beautiful garden, and walk and talk with God. And it was GOOD.



- **(Make a "ssss" sound and pretend to be a snake)** But THEN, something very, VERY sad happened. A snake tricked Adam and Eve, and they disobeyed God. Then, all the wrong things came into the world, like sickness, and sadness and death. Show me your sad face.



- **(Put your hands on your heart)** Even though Adam and Eve disobeyed God, God loved them anyway! He planned a great rescue so that Adam and Eve, and you and me, could be close to God again! Do you know who the Rescuer is? (Let kids say: Jesus!)

## WORSHIP | 5 Minutes



- **Say:** Let's celebrate that Jesus loves us so much by worshipping him! That means we sing and dance and tell him how much we love him. Everybody stand up and sing as loud as you can!
- **Music Video:** [Robot Rock](#)
- **Music Video:** [Wonderful Things](#)
- **Say:** Great job everyone! Now let's all sit down and put our hands on our laps. Reach your hands to the sky! Now Pat your hands on the ground. Great job! Now let's hear about today's special story!

## THE BIG IDEA | 1 Minute

God

(Point up)

helps



us

(point to self)

- **Say:** Say these words and do these motions with me: **God talks to us!**
- Now let's all whisper "**God helps us!**" Ready? 1, 2, 3...(let kids whisper and do motions)
- Now let's all shout, "**God helps us!**" Ready? 1, 2, 3...(let kids shout and do motions)

## TELL THE STORY | 10 Minutes

- **Say:** In today's story, there was a big scary giant who was trying to get in a fight against God's family. This giant, named Goliath, was not very nice. **Can you give me a mad face?**
- **Say:** God didn't want his family to be scared, though! And guess what? There was ONE guy in God's family who wasn't scared. His name was David. **Can you guys say, "David?"**
- **Say:** We're going to watch a video about David and Goliath. As you watch, see if you can figure out why David wasn't scared!
- [Video: God's Story / David and Goliath \(4:27\)](#)
- **Say:** Wow, David wasn't scared of Goliath at all, because he knew that GOD would help him. **Let's do out motions and say: God helps us!**
- **Say:** Do you think God wants to help US too? Yes, he does!
  - He wants to help us when we're scared (**lead kids in acting scared**).
  - He wants to help us when we're sad (**lead kids in acting sad**).
  - He wants to help us *all* the time! **Show me a big, happy smile!**
- **Say:** The biggest way that God helped us was by sending us a rescuer. What the Rescuer's name? (Let kids respond: Jesus) Yes, it's Jesus! And he came to the world to save us from all the wrong things that happen.
- **Say:** **Let's do out motions and say: God helps us!**



## PRAY AND WORSHIP | 5 Minutes



- **Say:** Now it's time to pray to God. When we pray, that means we talk to him, and he actually LISTENS to us, and hears our words! So let's talk to God right now. Close your eyes, and say these words after me.
- **Pray:** Dear God. We love you. Thank you for helping us. Aaaa-men!
- **Set up worship:** Let's show God how thankful we are by worshipping him! Everybody stand up, and get ready to sing and dance!
- [Music Video: Come With Me](#)

**Transition to Connect Time:** Now we're going to go do story time in our rooms. Tip toe like a quiet little mouse and line up by your leader!

## SUPPLIES

- Markers/crayons
- Goliath image (1 per kid)
- Cotton ball (1 per kid)
- Paper bag (1 per kid)
- Story card (1 per kid)
- 9 foot long piece of tear off paper

## STORY TIME | 5 minutes

**Have kids sit in a circle on the carpet.** One volunteer can discuss the story with kids, while another volunteer prepares the snack.

**Tell the story (tell the following story points, and guide kids in doing the motions)**

- There was a GIANT named Goliath. He wanted to fight God's family! Show the paper on the wall. SAY: "This is how tall Goliath was".
- Everyone was scared of Goliath! Have kids make a scared face.
- David was brave. He was just a kid, but he knew God would help him! Have kids show muscles with their arms.
- David told the king that he could defeat Goliath. Pretend to hold a sword.
- David gathered 5 stones from a stream. Count the 5 cotton balls for kids to see.
- David used his slingshot to throw a stone at Goliath. Let each kid throw a cotton ball at the Goliath poster as you hold it up (or tape to a chair).
- God helped David defeat Goliath and the Israelites won the battle. Remember: God helps us!

## SNACK TIME | 5 minutes



- **Pass out graham crackers or goldfish, and let kids eat at tables.** This is a time to personally connect with kids and find out about their day, not just focusing on the story.
- **Ask things like:** What did you do today? Who brought you to Kids' Club? What's your favorite (blank)?

## CREATE AND PLAY | 10+ Minutes

**Today we are going to pretend to be David, when God helped him defeat Goliath!**

- Give each kid **1 Goliath image**, and let them color it. Give each kid **1 cotton ball** and say that we're going to defeat Goliath!
- Say, "Ready! Set! Go!" and let the kids **throw** the cotton balls at their giants. You can help kids tape their Goliath image on a wall/chair/table, or just lay it on the table or floor in front of them for them to throw at.
- Give each kid **1 paper bag** to take their cotton ball and Goliath image home in, along with a **story card**.

**Create a giant Goliath!**

Unroll the 9 ft. long piece of tear-off paper and lay it on the floor. Draw a simple figure from top to bottom. Show kids how tall Goliath was and let them lie down on the paper and see how they compare to Goliath's height. You could also tape it to the wall as high as you can, and let kids stand in front of it.

- Keep kids engaged until parent pick up by giving them a **coloring sheet or activity sheet** to work on!



## connect questions

Big Idea: Tell me about David and Goliath. How did God help David?

## lesson supplies

### GET READY | Played in one large group

Item	Usage	Details	Provided by
None			


### LARGE GROUP

Item	Usage	Details	Provided by
Jesus Storybook Bible	1 per large group, reused	<a href="http://BiblesbytheCase.com">BiblesbytheCase.com</a>	site

### CONNECT TIME

Item	Usage	Details	Provided by
Coloring sheet - David and Goliath	Quantity determined by site.	8.5x11 paper, black & white, Page 7	site
Activity sheet	Quantity determined by site.	8.5x11 paper, black & white, Page 8	site
Markers or Crayons	Quantity determined by site		site
Scotch tape	Quantity determined by site		site
Goliath Image	1 per kid	8.5x11 cardstock, black & white, cut into half sheets, Page 9	site
Story card	1 per kid	8.5x11 cardstock, color, cut into quarter sheets, Page 10	site
Cotton ball	1 per kid	Amazon	KC National
Paper bag	1 per kid	lunch size	KC National
9ft long piece of tear-off paper	1 piece per room, reused	9 feet long, reused	site

name \_\_\_\_\_



Tell me about David and Goliath.


How did God help David?

*Read more about this week's story in 1 Samuel 17.*

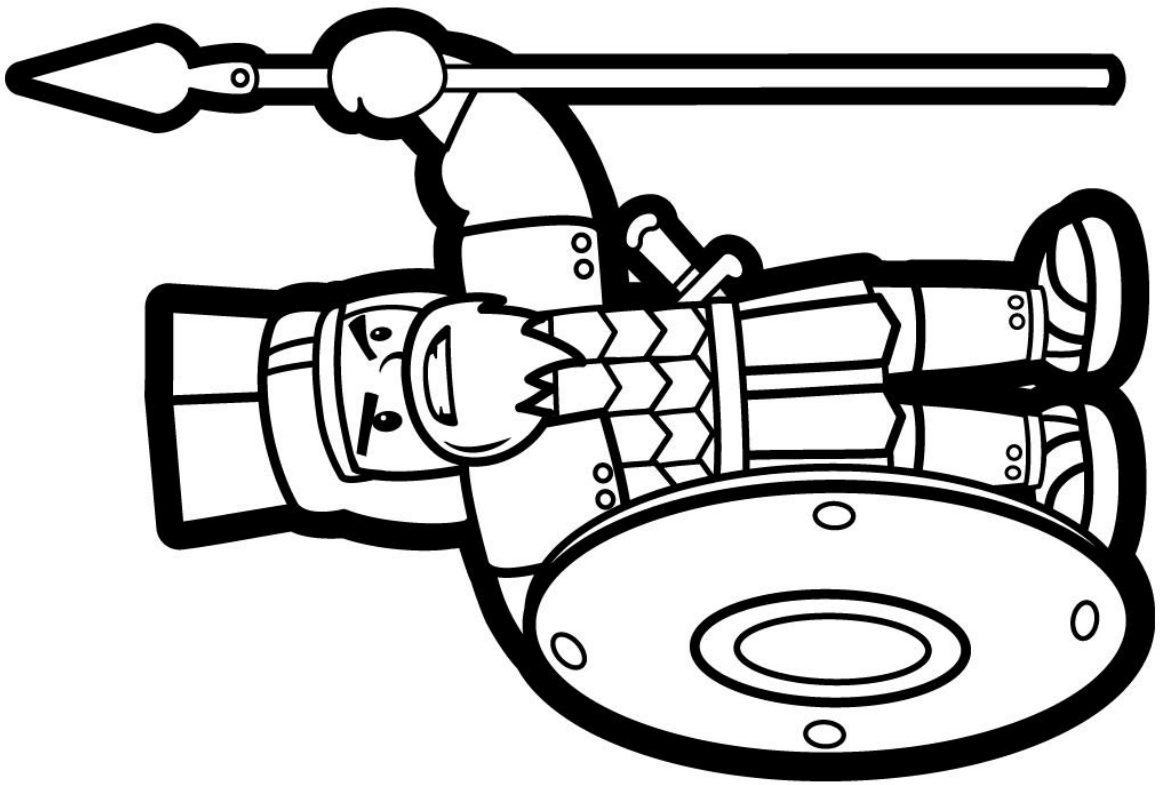
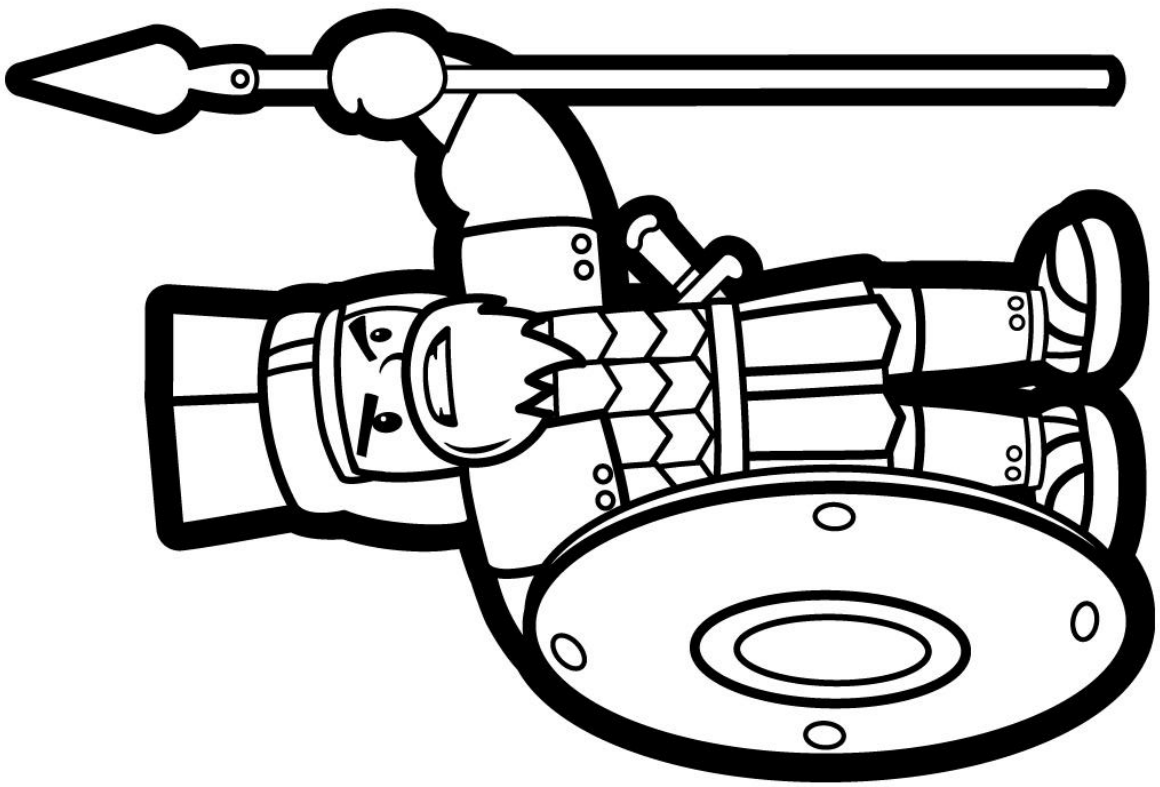


name

---







 Goliath wanted to hurt God's family.

 God helped David be brave.

 David threw a stone at Goliath, and he fell down!

 God's family was safe.

You can find more about this story in 1 Samuel 17.

[www.CrossroadsKidsClub.net](http://www.CrossroadsKidsClub.net)

 Goliath wanted to hurt God's family.

 God helped David be brave.

 David threw a stone at Goliath, and he fell down!

 God's family was safe.

You can find more about this story in 1 Samuel 17.

[www.CrossroadsKidsClub.net](http://www.CrossroadsKidsClub.net)

 Goliath wanted to hurt God's family.

 God helped David be brave.

 David threw a stone at Goliath, and he fell down!

 God's family was safe.

You can find more about this story in 1 Samuel 17.

[www.CrossroadsKidsClub.net](http://www.CrossroadsKidsClub.net)

 Goliath wanted to hurt God's family.

 God helped David be brave.

 David threw a stone at Goliath, and he fell down!

 God's family was safe.

You can find more about this story in 1 Samuel 17.

[www.CrossroadsKidsClub.net](http://www.CrossroadsKidsClub.net)

# A/V needs

## Preschool



1. Song slide: for when kids enter the room (All that You Need instrumental; mp3 only; can be downloaded on website)
2. [Video: HOPS Obey your leaders! \(fall theme\)](#)
3. [Music Video: Robot Rock](#)
4. [Music Video: Wonderful Things](#)
5. [Video: God's Story / David and Goliath \(4:27\)](#)
6. [Music Video: Come With Me](#)