

# 3rd-5th

Aug 31-Sep 1, 2019

## NEED TO KNOW

- Today's **Large Group Part 1** has an extended presenter video in conjunction with some live teaching. The video includes a worship video!

## LARGE GROUP | 15 Minutes

- Big idea: **God wants us to trust him**
- Story: **Elijah**
- Scripture: 1 Kings 18

## GAME TIME | 10 Minutes

- Play trust games with partners and in small groups!

## COOL DOWN | 10 Minutes

- Debrief game time and discuss what it means to trust someone.

## LARGE GROUP | 15 Minutes

- Respond to today's big idea through worship and prayer.

## SMALL GROUP | 15+ Minutes

- Have some fun creating true/false statement about ourselves.

LARGE  
GROUP

GAME  
TIME

COOL  
DOWN

LARGE  
GROUP

SMALL  
GROUP

## WELCOME + EXPECTATIONS | 1 Minute

- **Say:** Welcome to Kids' Club, we're so glad you're here! We want this to be a **safe** and **fun** place for you. To do that, let's all commit to doing a few things:
  - Show respect to each other
  - Listen when someone else is speaking
  - Have fun!

## THE BIG IDEA | 10 Minutes



- **Say:** You know, sometimes people let us down. But there's someone who never stops loving us, wanting us, and protecting us. Can you guess who that is? (Let kids respond.) That's right, GOD.
- **Say:** We can always trust God with our whole hearts, because he has never, and will never, let us down. He is good, perfect, and all powerful, and he loves US. Today, we're going to hear about a guy named Elijah who trusted that God would show up when he most needed him. So here's our big idea:
- **Slide: God wants us to trust him**
- **Say:** Now instead of having someone teach us in person, we're going to listen to some teachers on screen! Let's check out what they have to say about Elijah, and how he was able to trust that God would show up when he most needed him.
- **Video: [Elijah Being Fed by Ravens](#) (11 minutes; includes 1 worship song)**
- **Say:** After everything Elijah went through, it must have been really hard to keep trusting that God would take care of him. But no matter how hard it was, God showed up for Elijah when he really needed him. God wanted Elijah to trust him, and God wants us to trust him too.
- **Say:** Now let's practice showing trust with each other during Game Time!

LARGE  
GROUP

GAME  
TIME

COOL  
DOWN

LARGE  
GROUP

SMALL  
GROUP

## SUPPLIES

- None

## PREPARE

10:00

- Start the **10-Minute Countdown Timer**
- Split kids into **small groups or play as a whole group**. Play one or more of the following games as time allows!

## TRUST GAMES | 10 Minutes

- **Trust Fall (if you feel kids are able to handle this):** Kids stand with a partner in an opposite direction. One of the partners has to stand in front of the other and make his body go stiff. He has to give a signal that he is about to fall backwards. As the kid falls, the partner has to catch him gently and prevent him from hitting the ground. The activity begins with less distance between the partners. As the levels increase and the partners start trusting each other, the distance increases with each level!
- **Human Spring:** Have kids get in pairs and face each other with open palms stretched slightly forward. Then lean into one another simultaneously and break their respective falls as their hands meet in the middle. (Have kids start this really close together in case anybody falls.)
- **Off Balance:** Have partners come up with silly poses that they couldn't do alone, like standing on one foot while holding on to their partner's shoulders or having one kid put his/her hands on the floor while the other person holds his/her feet. See who can hold their "off-balance poses" the longest!
- **Wind in the Willows (play as a small group):** Kids stand in a circle, shoulder to shoulder, and one kid has to stand in the middle. The kid who stands in the middle has to make his body go stiff. Once everyone gives the signal that they are ready, the kid in the middle has to fall backwards in any direction towards any kid. The kids have to hold the child gently push the kid in the middle towards other kids till he finally manages to get upright again.

LARGE  
GROUP

GAME  
TIME

COOL  
DOWN

LARGE  
GROUP

SMALL  
GROUP

## SUPPLIES

- None

## PREPARE



- Start the **10-Minute Countdown Timer**
- Split into **small groups**.

## TRUE OR FALSE? | 10 Minutes

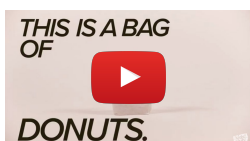
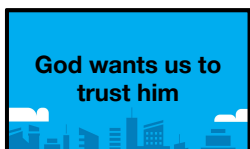
**Take your time!** If you ever get the feeling that your group of kids would like some “down” time to connect and talk more deeply about something, go for it! Be sure to communicate with other volunteers if you need more time, but feel free to adjust and choose connection.

### Debrief Game Time:

- Raise your hand if you trusted your partner/group in today’s games (let kids respond). Why or why not?
- What does it mean to trust?
- Who is one person you trust? Why do you trust them?
- Tell us about a time you had to trust God.
- What’s one way God has spoken to you? (Encourage kids to think about how God has helped them, or relieved them of worry or fear. Maybe he’s spoken to them during a time like Large Group, or reassured them when they prayed, etc.)

**Volunteer Tip:** Some kids trust their leaders easily, and some don't. If you want kids to feel that they can trust you, do your best to be a peaceful and safe person. Make them feel respected and heard. Give them time and space if they have an extra hard time listening.


## REVIEW THE BIG IDEA | 5 Minutes



**Play the 10-Second Countdown** to redirect kids attention to Large Group.

- **Say:** Let's review today's big idea:
- **Slide: God wants us to trust him**
- **Say:** There are a lot of times we need to trust God too. It can be hard though. Trusting God can feel different than sitting on a chair we can see in front of us. It can be more like taking a leap he wants us to take and trusting him to catch us. Let's watch another video that goes a little deeper into what it means to trust God!
- **Video: What's That Word / Trust (2 minutes)**
- **Say:** There are lots of times when we need to trust God in order to obey him. Maybe we would even rather trust people than God! Here's the thing: people sometimes let us down. Sometimes our friends don't help us out. Sometimes people drop their friends in trust falls. But God never drops us. If he wants us to do something brave, he'll always be there to help us do it.
- **Say:** Let's check out a movie clip and see an example of trust. In the movie, Despicable Me, Gru is trying to save his girls, but it requires them to trust him!
- **Video: Despicable Me / Gru Saves the Girls (2 minutes)**
- **Say:** How did the girls show trust in this video? (Let kids respond.) Yep, they jumped into his arms, even when it was really scary and dangerous. They trusted that he would do what he said he would do!

## RESPOND AND WORSHIP | 10 Minutes



- **Set up worship:** Now it's time to focus on God and show him that we trust him—through worship! (Depending on the dynamic of your room, you could have kids sit and watch this one, or stand and be active.)
- **Music Video: No Other Love (3 minutes)**
- **(Close in prayer) Jesus, thank you that we can trust you. Thanks for always helping us to obey you, even when you ask us to do something scary or uncomfortable. We love you and want to obey you this week, like Elijah!**

LARGE  
GROUP

GAME  
TIME

COOL  
DOWN

LARGE  
GROUP

SMALL  
GROUP

## SUPPLIES

- Markers (1 set per group)
- Paper (1 piece per kid)

## KNOW IT | 5 minutes

Go around the group and let every kid answer this question: **What's your favorite class in school?**

- How did Elijah trust God in today's story?
- Do you think it was hard for Elijah to trust God like that? Why or why not?
- Did God show himself to be trustworthy to Elijah? How?
- What's one way you need to trust God right now?

## DO IT | 10 Minutes

### True or False (Individual)

- When we TRUST God, we believe that what he says is TRUE. Let's have some fun coming up with true/false statements about ourselves!
- Give each kid a piece of paper and markers and have kids come up with 2 true statements and 1 false statement about themselves. They can write them down on paper, and then say them aloud to the group.
- Let the group guess which one is true, and which one is false! They have to either trust whether it's true...or not!

### True or False (As a group)

- Designate one side of your small group area as "TRUE" and the other side as "FALSE".
- Have kids stand in the middle of the two sides. Read through the statements below. Have kids decide whether they are TRUE or FALSE by going to that side of the space (you may have to point to a side after you read each statement). After each statement, have them return to the middle of the room to start over.
  - *A chameleon's tongue is longer its body (true)*
  - *When an octopus gets angry, it shoots a stream of black "ink" (true)*
  - *An owl's brain is bigger than its eyes (false)*
  - *Starfish have two eyes (false: 8, one at the end of each leg)*
  - *It takes more muscles to frown than to smile (true)*
  - *There are about 100,000 shipwrecks on the ocean floor (false: there are 3 million)*
  - *The smallest bones in your body are in your toes (false: ears!)*
  - *A lightning bolt is 4 times hotter than the sun (true)*
  - *In Alaska, it's illegal to whisper to someone while they are moose hunting! (true)*
  - *Cows can sleep standing up (true)*
  - *Make up a true/false statement about yourself (i.e. My middle name is John, true or false?)*
  - *You could also have the other volunteers in the room take turns making true/false statements about themselves.*

## EXTRA TIME?

- Give kids **a maze or a word-search activity sheet** to work on until their parents pick them up.



### connect questions

Big Idea: God wants us to trust him. Why is God worthy of our trust?

### lesson supplies

#### LARGE GROUP

Item	Usage	Details	Provided by
Adventure Bible	1 per large group, reused	<a href="http://BiblesbytheCase.com">Biblesbythe Case.com</a>	site

#### GAME TIME | Played in one large group

Item	Usage	Details	Provided by
None			

#### COOL DOWN TIME | Played in small groups

Item	Usage	Details	Provided by
None			

#### SMALL GROUP

Item	Usage	Details	Provided by
Maze sheet - Elijah	Quantity determined by site.	8.5x11 paper, black & white, Page 8	site
Word search sheet - Elijah	Quantity determined by site.	8.5x11 paper, black & white, Page 9	site
Markers	1 per kid, reused		site
Paper	1 piece per kid	8.5x11 paper	site

# name

---

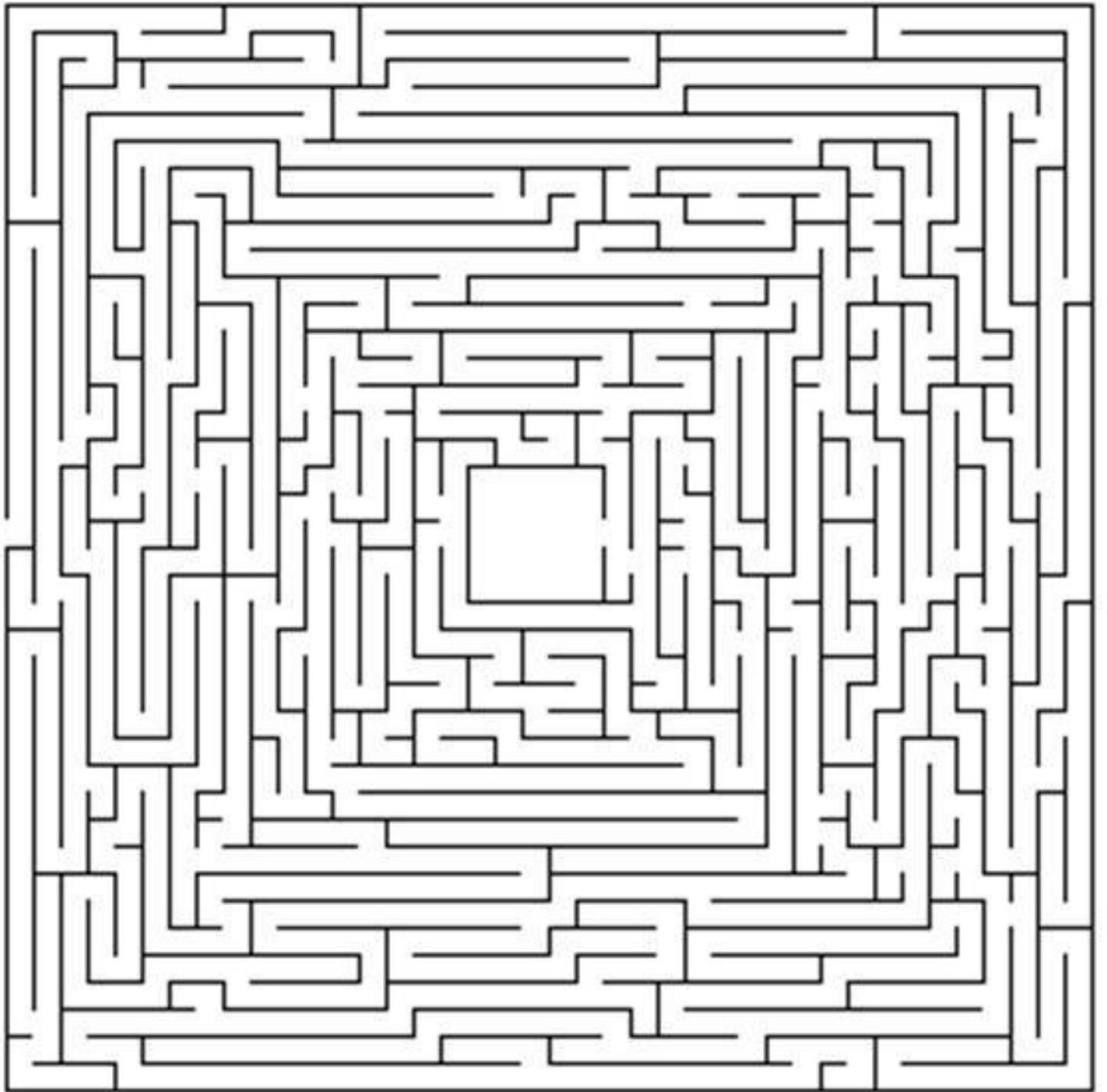
V V P C N L A B L P J P G M G Q R R  
Y D X X O Z H Q A B O J U F R A H M  
E N I M A F Y N K H D G L L I G T K  
M Y F A M Q Z X F V A Y S N S Z R L  
S U T X U S Y X L F O S Y R R O U E  
E H K W C S H C N A U X H D A K E B  
F K M Q M E Y A B P J C E I E Z S E  
Q X R A I N D N J M P L M R L Q N Z  
K Y O Z R R U T D I O U W S I O C E  
S X F U U E V G T J L T Z H T F M J  
V S P O E D U Y L B Y E Z K E Z M I  
C G T Y J L I W I T Q B G F S K R O  
O G I M E I Q P C O M Y I Y R C M C  
V J O X C W Q G P R C Z T A U K R D  
B W T D C L I Y M D P G D B F J A C

ELIJAH  
AHAB  
JEZEBEL  
WILDERNESS  
GOD  
ISRAELITES  
FAMINE  
RAIN  
FIRE  
ONE  
TRUE



name

---



# A/V needs

3rd-5th



1. KC Logo Slide: for when kids enter the room (All that You Need instrumental; mp3 only; can be downloaded on website)
2. **Slide: God wants us to trust him** (Type in large, bold font so it fills up the screen)
3. [Video: Elijah Being Fed by Ravens](#)
4. Video: New 10-Minute Timer ((KC/SM media videos songs>videos>countdowns)
5. Video: New 10-Minute Timer (KC/SM media videos songs>videos>countdowns)
6. Video: 10 Second Countdown\_090119
7. **Slide: God wants us to trust him** (Type in large, bold font so it fills up the screen)
8. [Video: What's That Word / Trust](#)
9. [Video: Despicable Me / Gru Saves the Girls](#)
10. [Music Video: No Other Love](#)