



K-2nd

June 8-9, 2019

NEED TO KNOW

- **This weekend is part of a new summer series about FRIENDS.** We'll look at different friendships from the Bible, and explore what it means to be a good friend!
- Today's focus is all about FUN, and that's on purpose! We'll have lots of time to focus on heaven topics in this series, but this week is all about building relationships with kids through FUN.

LARGE GROUP | 15 Minutes

- Big idea: **God loves when we have fun with friends.**
- Story: **Jesus, Mary and Martha**
- Scripture: Luke 10:38-42

GAME TIME | 10 Minutes

- Play some fun summer-time party games!

COOL DOWN | 10 Minutes

- Break into small groups and play with play dough!

LARGE GROUP | 15 Minutes

- Respond to today's big idea through worship and prayer.
- Practice this month's memory verse: **Proverbs 17:17 A friend loves at all times. They are there to help when trouble comes.**

SMALL GROUP | 15+ Minutes

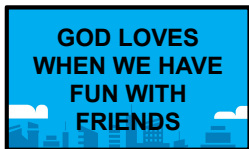
- Personally connect with kids and apply the lesson to their lives by making puppets!

WELCOME + EXPECTATIONS | 1 Minute

- **Say:** Welcome to Kids' Club, we're so glad you're here! We want this to be a **safe** and **fun** place for you. To do that, let's all commit to doing a few things:
 - Show respect to each other
 - Listen when someone else is speaking
 - Have fun!

THE BIG IDEA | 5 Minutes

- **Say:** This month we're doing a special series, and it's all about **FRIENDS!** God *created* us to need and want friends, because life is MUCH better when we're close to people who we love, and who love us!
- **Say:** Today's big idea is all about FUN! Can I have a volunteer read it out loud?



Big Idea: God loves when we have fun with friends.

- **Ask:** Does that surprise anyone, that God actually LOVES when we have fun with friends? Well it's true! The Bible is full of stories where people spend time with friends just to have fun, and laugh, and play!
- **Say:** Let's check out a video and see some funny examples of things that are waaaay LESS fun when we're doing it alone...
- **Video: It's More Fun With Friends**
- **Ask:** Can you guys think of some other things that would be really boring if you had to do it by yourself, with no friends at all? (Let kids respond.) God doesn't just love when we have fun, he loves when we include other people in our fun. When we share our fun with others! Now...let's have a FUN BREAK! (Play the following video just for fun's sake!)
- **Video: Fun Break 1**



JESUS, MARY, MARTHA | 10 Minutes

- **Ask:** Do you think JESUS liked to have fun when he was living here on earth, with his friends? (Let kids respond.) Of course! We're going to watch a video and see a really cool story about how Jesus spent some time with his friends, Mary and Martha. Let's see what happens!
- **Video: God's Story / Mary and Martha**
- **Ask:** So what did MARY do when Jesus came over? What did MARTHA do? (Let kids respond.) They both loved Jesus, and wanted to spend time with them. But Mary was so preoccupied with cleaning and making everything perfect, that she didn't bother to actually *spend time with Jesus*. And that's all he wanted!
- **Say:** Sometimes WE can get caught up in life, and we get busy, or we don't get to see our friends as much as we want to. But Jesus shows us that it's okay to make time for fun and play with your friends, because it's an important way to spend time together!





SUPPLIES

- Beach ball (1 per room)
- Jump rope (1 per small group, reused)
- Roll of streamers (1 per small group)

PREPARE



- Start the **10-Minute Countdown Timer**
- See **group size** instructions below.

SUMMER GAMES | 10 Minutes

Connect the game to the big idea: Playing with friends is way more fun than playing alone! Let's play a game with each other that's just for FUN.

Mix and match these fun party games!

- You can play all of them, or just choose a few, depending on the size and dynamic of your room.

For smaller groups: Play the games “Minute to Win It” style, where you have each person play each of the games, all at the same time. Players try to be the first to complete each game.

For larger groups: Split kids into small groups. For each game, have each group send up a representative from their team to play the game and the team representatives will compete against each other to be the first one to complete each game.

Games to Choose From:

- **Beach Ball Toss:** Have kids stand around the room, somewhat spread out if possible. Toss out a beach ball and let kids bounce it back and forth around the room for as long as they can! Make sure ALL kids are getting turns to toss the ball.
- **Limbo:** Have two leaders hold each end of a jump rope and use it a “limbo stick” and let kids try to walk under it without falling (this can be played as one large group, or within small groups)
- **Fashion Show:** Give each small group a roll of colored streamers and choose one kid to be the “model”. The rest of the kids have to create a funny outfit for the model using the streamers!

LARGE
GROUP

GAME
TIME

COOL
DOWN

LARGE
GROUP

SMALL
GROUP

SUPPLIES

- Play dough (1 handful per kid)
- Plastic spoon (1 per kid)
- Plastic knife (1 per kid)

PREPARE



- Start the **10-Minute Countdown Timer**
- Split into **small groups**.

PLAY DOUGH FUN | 10 Minutes

Connect to the big idea: This activity is meant to help you build relationships with kids by getting to know them better...through silliness and fun!

Give each kid a handful of play dough, a plastic spoon and a plastic knife.

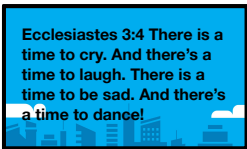
- Let kids create whatever they want using the play dough and cutting tools! While they work, ask them the following questions to get to know them better, and have fun!
 - Who are your best friends?
 - What's the funnest thing you did this week?
 - What do you think Jesus did for fun?

LARGE GROUP

GAME
TIMECOOL
DOWNLARGE
GROUPSMALL
GROUP

Presenter Tip: Come up with a consistent catchphrase and to get kids attention and redirect their focus. For example, “If you can hear my voice, clap once! (let kids clap), “Hey, hey Kids’ Club! (kids respond with “Hey Hey (insert leader name).


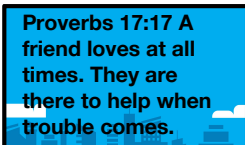
REVIEW THE BIG IDEA | 5 Minutes



Play the 10-Second Countdown to redirect kids attention to Large Group.

- **Say:** Let’s review today’s big idea:
- **Slide: God loves when we have fun with friends.**
- **Say:** Remember our story from earlier, with Mary and Martha? Why was it hard so hard for Martha to relax and have fun with Jesus? (Let kids respond.) Yep, she was worried and stressed out, and wanted everything to be perfect. Now, that’s not a bad thing to want, but in that story, Jesus was so excited to spend time with his friends, that he didn’t want them to worry about making things perfect!
- **Say:** It can be the same with us! Even though WE aren’t perfect people, we can still do our best to be a good friend. We can still laugh and be silly, because that’s exactly the kind of friend Jesus was!
- **Say:** Let’s check out a verse from the Bible that talks about this a little more.
- **Slide: Ecclesiastes 3:4 There is a time to cry. And there’s a time to laugh. There is a time to be sad. And there’s a time to dance!**
- **Say:** This verse tells us that there will be times for sadness, AND for happiness. There will be times for serious things, AND fun things. So when we spend time with friends...will we ALWAYS have fun? (Let kids respond.) No, there are times when we need to be there for our friends when they’re going through something hard, and it might not be the funnest thing to do.

RESPOND AND WORSHIP | 10 Minutes



- **Say:** Let’s take a look at our verse for this month! It’s from a book in the Bible called Proverbs. A “*proverb*” is a short saying that tells us something true and important. Can I have volunteer read this proverb out loud for the group?
- **Slide: Proverbs 17:17 A friend loves at all times. They are there to help when trouble comes.**
- **Say:** God didn’t design us to go through life alone. He created us to live life being close to others. He created us to go through hard times with each other, AND to have lots of fun with each other.
- **Pray:** Call a kid up to pray for the group out loud!
- **Say:** We’re going to do some high-energy, fun worship today!
- **Music Video: Dance Laugh Love**
- **Music Video: Open My Eyes**
- **Say:** I think we have time for one more FUN break before we head to small groups!
- **Video: Fun Break 3**

LARGE
GROUP

GAME
TIME

COOL
DOWN

LARGE
GROUP

SMALL
GROUP

SUPPLIES

- Mary template (1 per kid)
- Martha template (1 per kid)
- FRIEND challenge card (1 per kid)
- Markers
- Scissors
- Scotch tape

KNOW IT | 5 minutes

Go around the group and let every kid answer this question: **What's your favorite FUN thing to do with your friends?**

- What did Martha do when Jesus came over? What did Mary do?
- Does Jesus want to spend time with us?
- Does Jesus like to have FUN with his friends?
- What do you like to do with your friends?
- **Share a personal example** of your favorite way to have fun friends with your (or, you favorite way to have fun with friends when you were a kid!)

DO IT | 10 Minutes

Make Mary and Martha puppets!

- Give each kid a **Mary template** and a **Martha template**.
- Let kids color and decorate the templates however they like. Then go around and **tape** their templates into a circle, to create a "puppet."
- Let kids retell the story and play with their Mary and Martha puppets. Remind them how Jesus wanted to spend time with his friends and have fun with them, and he wants us to do the same!

Give each kid a FRIEND challenge card:

- This card has a specific challenge for you to do this week. The challenge is a way to do exactly what today's verse, Proverbs 17:17, says! Re-read the verse as a group:
 - **Proverbs 17:17 A friend loves at all times. They are there to help when trouble comes.**
- Tell kids they'll take home a new FRIEND challenge card each week this month.
- If there's time, discuss as a group how you'll do this week's challenge, and which friend you'll do it for!



EXTRA TIME?

- Give kids **a maze, or a word-search activity sheet** to work on until their parents pick them up.



connect questions

Big Idea: God wants us to have fun with friends. How do you have fun with your friends?

lesson supplies

LARGE GROUP

Item	Usage	Details	Provided by
Adventure Bible for Early Readers	1 per large group, reused	Biblesbythe Case.com	site

GAME TIME | Played in one large group

Item	Usage	Details	Provided by
Beach ball	1 per room, reused	Oriental Trading	KC National
Jump rope	1 per small group, reused	Oriental Trading	KC National
Roll of streamers	1 per small group	Provide multiple colors per room	KC National


COOL DOWN TIME | Played in small groups

Item	Usage	Details	Provided by
Play dough	1 handful per kid, reused		site
Plastic spoon	1 per kid, reused		KC National
Plastic knife	1 per kid, reused		KC National

SMALL GROUP

Item	Usage	Details	Provided by
Coloring Page - Mary and Martha	1 per kid	8.5x11 paper, black & white, Page 8	site
Maze sheet - Mary and Martha	Quantity determined by site.	8.5x11 paper, black & white, Page 9	site
Word search sheet - Mary and Martha	Quantity determined by site.	8.5x11 paper, black & white, Page 10	site
Markers	1 per kid		site
Mary template	1 per kid	8.5x11 cardstock, cut into half sheets, black&white, Page 11	site
Martha template	1 per kid	8.5x11 cardstock, cut into thirds, black&white, Page 12	site
Scotch tape	Quantity determined by site		site
FRIEND challenge cards	1 per kid	8.5x11 cardstock, color, cut into quarter sheets, Page 13	site


name _____



Tell me about Mary and Martha.
How can we give our attention to Jesus?

Read more about this week's story in Luke 10: 38-42


name




name

F I C N P V P V M F M
O H L K S V R D M B Y
H Q Q S U R O L A W N
L A S E W A V D R P C
D O B I B L E P T N H
P H K Z J E R D H V S
A U M D T E B O A B Z
C A K A V F S R R F P
I A P G R I S U Z U N
H I J W P Y T Q S N D
G U I Q F R I E N D S




JESUS
MARY
MARTHA
BIBLE
FRIENDS
PROVERBS
FUN



Mary



Mary



KIDS' CLUB CHALLENGE CARD

Proverbs 17:17 A friend loves at all times. They are there to help when trouble comes.

A great way to help your friends is to PRAY for them! Each day this week, choose a friend that you want to pray for. Then ask God to help that friend in some way!

KIDS' CLUB CHALLENGE CARD

Proverbs 17:17 A friend loves at all times. They are there to help when trouble comes.

A great way to help your friends is to PRAY for them! Each day this week, choose a friend that you want to pray for. Then ask God to help that friend in some way!

KIDS' CLUB CHALLENGE CARD

Proverbs 17:17 A friend loves at all times. They are there to help when trouble comes.

A great way to help your friends is to PRAY for them! Each day this week, choose a friend that you want to pray for. Then ask God to help that friend in some way!

KIDS' CLUB CHALLENGE CARD

Proverbs 17:17 A friend loves at all times. They are there to help when trouble comes.

A great way to help your friends is to PRAY for them! Each day this week, choose a friend that you want to pray for. Then ask God to help that friend in some way!

A/V needs

K-2nd



1. KC Logo Slide: for when kids enter the room (All that You Need instrumental; mp3 only; can be downloaded on website)
2. Slide: God loves when we have fun with friends. (Type in large, bold font so it fills up the screen)
3. Video: It's More Fun With Friends (link in progress)
4. Video: Fun Break 1 (KC/Sm media videos songs>videos>misc)
5. [Video: God's Story / Mary and Martha](#)
6. Video: New 10-Minute Timer ((KC/SM media videos songs>videos>countdowns)
7. Video: New 10-Minute Timer (KC/SM media videos songs>videos>countdowns)
8. Video: 10 Second Countdown_060919
9. Slide: God loves when we have fun with friends. (Type in large, bold font so it fills up the screen)
10. Slide: Ecclesiastes 3:4 There is a time to cry. And there's a time to laugh. There is a time to be sad. And there's a time to dance!
11. Slide: Proverbs 17:17 A friend loves at all times. They are there to help when trouble comes.
12. [Music Video: Dance Laugh Love](#)
13. [Music Video: Open My Eyes](#)
14. Video: Fun Break 2 (KC/Sm media videos songs>videos>misc)