

# 3PK

JUNE 15-16, 2019

## NEED TO KNOW

- You'll notice that we have two worship videos at the BEGINNING of Large Group today! We're trying out a different order, to see how kids respond to worship before settling down for the story. Let us know how it goes!

## FREE PLAY | 15 Minutes

- Check kids into the room and personally connect with them through free play.

## GET READY | 5 Minutes

- Clean up and introduce the big idea: **God takes care of me!**
- Do motions to help remember today's story: **Noah**

## LARGE GROUP | 20 Minutes

- Reinforce today's big idea and tell the story with a video and physical motions.
- Pray and worship.
- Scripture: Genesis 5-9

## CONNECT TIME | 15+ Minutes



- Retell the story and ask questions.
- Personally connect with kids as they eat a snack.
- Understand and re-enact the story by playing a boat and animal activity!

## CLEAN UP TIME | 1 Minute

- **Begin clean up about 15 minutes into service.** The presenter will give you a 5 minute warning before Large Group starts.
- **Say:** It's clean up time! Let's all clean up as FAST we can while I count down from 10 to 1. Ready, set...go!
- Slowly countdown from 10 to 1 until kids have cleaned up toys. Then circle up on the floor, or line up at the door.

## THE BIG IDEA | 1 Minute

- **Say:** Today we'll see how God made everything! Say these words after me: **God takes care of me!**
- Lead kids and repeat "God made me" as they do the corresponding motions shown here.

Godtakes care of me

## TELL THE STORY | 5 Minutes

- **Say and do the following prompts with kids.**
  - Today we'll hear about a man named Noah. **Let's say "Noah"!**
  - Noah loved God sooooo much! **Let's make a heart with our hands!**
  - When God sent water to cover the Earth, he kept Noah safe in a boat. **Let's pretend to rock in a boat!**
  - God keeps US safe too! **Point to yourself and say, "God takes care of me!"**

**Transition to Large Group:** Now let's get ready to hear about how God made everything in Large Group! Line up at the door, and let's go sit on the big carpet.

## WELCOME AND H.O.P.S. | 5 Minutes

- **Say:** Hey everyone, I'm so glad to see you! Before we get started, I want you to meet my friend HOPS. She's going to show us how we can act in Kids' Club!
- **Video: HOPS Obey your leaders!**
- **Say:** Does everyone have your listening ears on tight? Then let's get started!

## REVIEW GOD'S STORY | 5 Minutes



- **(Hold up the *Bible*.)** This is God's story. Out of ALL the stories in the world, this is the most important. Do you know what it's called? (The Bible!) It's God's Rescue plan! It shows us how He rescued us from all the wrong things in the world.



- **(Make a big round "world" with your arms)** In the beginning, God made the whole world and everything in it, and it was GOOD. Let's all say, "It was good!"



- **(Pretend to swim in the water)** God made all the water in the oceans, and rivers, and lakes. Let's pretend to swim in the water!



- **(Pat the "dirt" on the ground)** God made all the dirt and trees and flowers. Let's pat the ground and feel the dirt in our hands! Now put your arms up and be a tree!



- **(Pretend to fly and tweet like a bird)** God made all kinds of animals, like birds! Let's pretend to flap our wings and fly like a bird!



- **(Hold up two fingers)** Then God made two people: Adam and Eve. They got to live in a beautiful garden, and walk and talk with God. And it was GOOD.



- **(Make a "ssss" sound and pretend to be a snake)** But THEN, something very, VERY sad happened. A snake tricked Adam and Eve, and they disobeyed God. Then, all the wrong things came into the world, like sickness, and sadness and death. Show me your sad face.



- **(Put your hands on your heart)** Even though Adam and Eve disobeyed God, God loved them anyway! He planned a great rescue so that Adam and Eve, and you and me, could be close to God again! Do you know who the Rescuer is? (Let kids say: Jesus!)

## WORSHIP | 5 Minutes



- **Say:** Let's celebrate that Jesus loves us so much by worshipping him! That means we sing and dance and tell him how much we love him. Everybody stand up and sing as loud as you can!
- [Music Video: Wiggle Worm](#)
- [Music Video: Robot Rock](#)
- **Say:** Great job everyone! Now let's all sit down and put our hands on our laps. Reach your hands to the sky! Now Pat your hands on the ground. Great job! Now let's hear about today's special story!

## THE BIG IDEA | 1 Minute

Godtakes care of me

- **Say:** Today we'll see how God made everything! Say these words after me: **God takes care of me!**
- Lead kids and repeat "God made me" as they do the corresponding motions shown here.

## TELL THE STORY | 10 Minutes



- **Say:** After God made the world, people forgot how much God loved them! They disobeyed God, and made wrong choices. **Show me a sad face.**
- **Say:** But there was ONE guy who still loved God, and obeyed what God said. His name was Noah. **Let's say, "Noah"!**
- **Say:** Noah went through something pretty scary. but God rescued him, and took care of him. And guess what? God takes care of US too! Let's watch a video and see how God takes care of Noah.
- **Video: God's Story / Noah**
- **Ask:** What an amazing story! Did God keep Noah and his family safe? Yes! And did God keep all those animals safe? Yes! And does God keep US safe too? Let's all say that together: **"God takes care of me!"** (Demonstrate with motions.)
- **Say:** Remember, Noah loved God with his whole heart, so God chose to rescue him from the flood! He told Noah how to build a big boat.
- **(Click to show loop of ocean waves)** Let's all pretend like we're riding in a boat right now. Let's sway back and forth, like there are big waves rocking us!
- **Ask:** Remember what Noah brought on the boat with him and his family? Two of every kind of every kind of animal! Everyone hold up two fingers. (Let kids respond.) Now let's pretend to be animals! (Pretend to be a few animals along with kids.)
- **Say:** Remember, God takes care of us! Let's all say that together: **"God takes care of me!"** (Demonstrate with motions.)

## PRAY AND WORSHIP | 5 Minutes



- **Say:** Now it's time to pray to God. When we pray, that means we talk to him, and he actually LISTENS to us, and hears our words! So let's talk to God right now. Close your eyes, and say these words after me.
- **Pray:** Hi God! We love you so much. Thank you for rescuing Noah. Thank you for rescuing us too, and keeping us safe. Aaaa-men!
- **Set up worship:** Let's show God how thankful we are by worshipping him! Everybody stand up, and get ready to sing and dance!
- **Music Video: Jesus Loves Me**

**Transition to Connect Time:** Now we're going to go do story time in our rooms. Tip toe like a quiet little mouse and line up by your leader!

## SUPPLIES

- Give each kid 10 animals: 2 blue, 2 red, 2 green, 2 yellow, and 2 purple
- Set out 5 boats. Distribute them amongst the tables: 1 blue, 1 red, 1 green, 1 yellow and 1 purple

## STORY TIME | 5 minutes

- **Have kids sit in a circle on the carpet.** One volunteer can retell the story with kids, while another volunteer prepares the snack.
- **Say and do the following prompts with kids.**
  - Noah followed God. Let's pretend to follow God! Pretend to walk in place.
  - Everyone else did NOT follow God. Show me a mean face.
  - God sent a flood to cover the earth. Make "waves" with your arms.
  - God told Noah to build a boat, and Noah was safe from the water! Jump and shout "Yay!"
  - Does God take care of us? Yes!
  - Does God love us? Yes!
- **Review the Big Idea with motions: God takes care of me!**

**For older kids, ask:** What did God put in the sky after the flood? How does God take care of you?

## SNACK TIME | 5 minutes



- **Pass out graham crackers or goldfish, and let kids eat at tables.** This is a time to personally connect with kids and find out about their day, not just focusing on the story.
- **Ask things like:** What did you do today? Who brought you to Kids' Club? What's your favorite (blank)?

## CREATE AND PLAY | 10+ Minutes

- Give each kid **10 animals:** 2 blue, 2 red, 2 green, 2 yellow, and 2 purple. (Kids will not be taking these home, so make sure to collect them after Small Group is over).
- Set out **5 boats:** 1 blue, 1 red, 1 green, 1 yellow and 1 purple
  - Spread the boats out amongst the tables so that at least 1 boat is on each table.
- Tell kids that we're going to put all these animals into the boats, just like Noah put all the animals onto his boat! You can't put the animals in just any boat though; show kids that they have to put the animal in the boat that matches its color. A red animal goes in the red boat, and a purple animal goes in the purple boat, etc. (You may need to physically demonstrate it for kids.)
- Let kids sort all the animals into their matching colored boats, and if they want to, let them start over and do it all again! (Some kids will be done quickly, and some will want to do it over and over again!)
  - Kids will be up and moving for this activity. They'll have to go from table to table to find the right color to match.

- Keep kids engaged until parent pick up by giving them a **coloring sheet or activity sheet** to work on!



## connect questions

Big Idea: God takes care of me! How did God take care of Noah?

## lesson supplies

### GET READY | Played in one large group

Item	Usage	Details	Provided by
None			

### LARGE GROUP

Item	Usage	Details	Provided by
Jesus Storybook Bible	1 per large group, reused	<a href="http://BiblesbytheCase.com">BiblesbytheCase.com</a>	site


### CONNECT TIME

Item	Usage	Details	Provided by
Coloring sheet - Noah	Quantity determined by site.	8.5x11 paper, black & white, Page 7	site
Activity sheet - Noah	Quantity determined by site.	8.5x11 paper, black & white, Page 8	site
Markers or Crayons	Quantity determined by site		site
10 Animal images (2 of each color)	2 of each color per kid (blue, red, green, yellow, purple);, reused	8.5x11 cardstock, color, cut into fourths, Pages 9-13	site
Boat images	1 set of 5 boats per room (blue, red, green, yellow, purple); reused	11x17 cardstock, color <a href="#">LINK HERE</a>	site



name

---




Tell me about Noah.  
How did God rescue Noah?


*Read more about this story in Genesis 5-9.*

name





---







Help the giraffe  
find the tree.





















1. Song slide: for when kids enter the room (All that You Need instrumental; mp3 only; can be downloaded on website)
2. Video: HOPS Obey your leaders! (<https://vimeo.com/67408011>)
3. [Music Video: Wiggle Worm](#)
4. [Music Video: Robot Rock](#)
5. Video: God's Story / Noah (<https://vimeo.com/67651166>)
6. Loop: Ocean Waves (0:00-0:30)([https://www.youtube.com/watch?v=K9Lk2\\_3kf8Y](https://www.youtube.com/watch?v=K9Lk2_3kf8Y))
7. [Music Video: Jesus Loves Me](#)