



K-2nd

May 25-26, 2019

NEED TO KNOW

- **This is the last weekend before Move Up.** That means this weekend is the last you'll have kids before they move up to the next age group!

LARGE GROUP | 15 Minutes

- Introduce today's big idea, **We can talk to God** through different stories of **Prayer in the Bible.**

GAME TIME | 10 Minutes

- As a one large group, play a game of "Telephone, Telephone" to have fun with "communicating."

COOL DOWN | 10 Minutes

- As a large group, watch a few videos, then discuss and do corresponding prompts in small groups.

LARGE GROUP | 15 Minutes

- Respond to today's big idea through worship and prayer.

SMALL GROUP | 15+ Minutes

- Personally connect with kids and apply the story to their lives by praying for each other, and making a prayer bracelet!

LARGE GROUP

GAME TIME

COOL DOWN

LARGE GROUP

SMALL GROUP

WELCOME + EXPECTATIONS | 1 Minute

- **Say:** Welcome to Kids' Club, we're so glad you're here! We want this to be a **safe** and **fun** place for you. To do that, let's all commit to doing a few things:
 - Show respect to each other
 - Listen when someone else is speaking
 - Have fun!

THE BIG IDEA | 5 Minutes




Big Idea: God loves when we talk to him.

- **Say:** Here's today's big idea! Can I have a volunteer read it out loud?
- **Ask:** God LOVES when we talk to him, because that's how we can stay close to him. It's just like with a friend: How would you talk to a friend if they lived far away? And what if they live nearby, and you see them everyday? How do you talk to them then? What do you talk about?
- **Say:** Let's check out a short video to help us understand what prayer really is!
- **Video: [What is Prayer?](#)**
- **Say:** So...can we have conversations with God? How? (Let kids respond.) Yes! We can talk to him in all kinds of ways, and today we're going to hear, and practice, how to do that.



PRAYER | 10 Minutes



- **Say:** Let's watch a video, and hear about four different people who all had really close relationships with Jesus, and the four special ways WE can pray.
- **Video: [God's Story / Prayer](#)**
- **Say:** Let's dig into these different ways of praying, and see how they can bring us into a closer relationship with Jesus everyday!
- **(Slide: Praise)** The first way is **Praise**! It's when we focus only on Him, and we tell him how much we love him. Sometimes it's singing songs, sometimes it's telling him thank you, sometimes it just means we tell him "I love you!" Here's a sign for "Praise"! Raise both hands above your head.
- **(Slide: Repent)** Next is to **Repent**. It's when we realize we've done something wrong, and tell God we're sorry. Then we turn from that wrong choice, and follow Jesus instead. Here's our sign for "repent". Hold you hand up, flat, and flip it front to back a few times
- **(Slide: Ask)** Now let's **Ask**. Jesus wants us to ask him for ANYTHING, whether it's asking for help, asking him to heal someone and make them better, or asking him for something we really need. Here's the motion for "ask"! Hold your hands in front of you with palms facing up, then lift them up.
- **(Slide: Yield)** And the last way is to **Yield**! And that's when we open our ears and listen to him, not just so we can hear, but so we can actually DO what he says! Here's the motion for yield. Hold up one palm forward, like "stop".

LARGE
GROUP

GAME
TIME

COOL
DOWN

LARGE
GROUP

SMALL
GROUP

SUPPLIES

- Start the **10-Minute Countdown Timer**
- Break into **small groups**.

PREPARE



- Start the **10-Minute Countdown Timer**
- Break into **small groups**.

TELEPHONE TELEPHONE | 10 Minutes

Connect the game to the big idea: Praying is when we talk to God, just like having a conversation! Let's play a game to have some fun with communicating with each other.

- Pick one kid to start, and whisper a secret phrase to them (make sure only that kid can hear). Then, they have to whisper that secret phrase to the next kid, and that kid whispers to the next kid, etc.
- Once the secret phrase goes all the way around the circle, let the last kid say it out loud for the whole group to hear. It may be the same, or it may be totally different!
- Now start over and whisper a new phrase to a new kid, and let it travel around the circle (continue the game with new phrases for the rest of Connect Time).
- Here are some funny phrases to use:
 - Two tiny toads ate lots of swarming flies
 - The funny bunny hid the colored candy
 - A bunch of yellow bananas are in a blue boat
 - Twelve people ate purple turnips
 - A hairy caterpillar ate a big yellow banana
 - There's a guppy fish in a shark tank
 - Moody mummies munch on mothballs
 - Noisy monkeys love to eat nuggets
 - Make up your own if you like!
- For an extra challenge: whenever a kid whispers to the next person, they can deliberately change ONE of the words in the phrase!

LARGE
GROUP

GAME
TIME

COOL
DOWN

LARGE
GROUP

SMALL
GROUP

SUPPLIES

- Large piece of tear off paper (long enough so all the kids in your group can reach)
- Markers (1 set per group)

PREPARE

- This activity requires the whole room to watch a few videos, and then **discuss in small groups**. So have small groups sit together in a place they can see the screen, and have one of the leaders play the videos and lead this activity.
- Each small group should lay out a **large piece of tear off paper** and **markers**.

P.R.A.Y. | 10 Minutes



One leader should play each video for the room as a whole, then let small groups discuss/do the corresponding prompts for 4-5 minutes each.

- [Video: Why Do We Pray?](#)
- **In small groups:**
 - **Say:** Let's praise God right now! Let's go around the circle, and each person get to say one word to describe God (and write it on the paper)! (Be the first to start, to show kids an example).
 - If kids are especially young, do this instead: go through the following words, and let them say whether or not it describes God: good, perfect, wonderful, powerful, strong, amazing, almighty, loving, caring, special, etc.



- [Video: How Do We Pray?](#)
- **In small groups:**
 - **Say:** Let's think of some specific things right now that we could ask for. Everybody think in your head about some things you want to ask Jesus for, and then write or draw a picture of them on the **large paper**. Keep time on your phone for 3 minutes, then read some of the kids' words out loud before moving on!

Wrap up by praying together as a group before heading back to Large Group! Ask kids if they would like you to pray for something specific. Or ask them if THEY would like to pray for the group out loud.

LARGE GROUP

GAME
TIMECOOL
DOWNLARGE
GROUP
(15 min)SMALL
GROUP

Presenter Tip: Having FUN is one of the most important parts of Kids' Club! Why? Because it's a language that every kid speaks! When you make things fun, kids are more likely to listen, respond and remember what they heard!


REVIEW THE BIG IDEA | 5 Minutes



- **Play the 10-Second Countdown Timer** to help direct kids attention as you begin Large Group.
- **Say:** Let's review today's BIG IDEA.
- **Slide: God wants us to talk to him.**
- **Say:** In Cool Down time, we practiced two ways of praying: praising and asking. Now we're going to practice another: **repenting**. This isn't always fun, is it? It can be hard to admit when you've done something wrong, and even harder to tell God about it.
- **Say:** But God actually WANTS us to talk to him about the wrong choices we make; he doesn't want us to *hide* our sin, he wants us to bring it into the light!
- **Say:** Let's practice this now. You don't have to say it out loud, but think of something in your head that you want to repent of. It could be something you said or did to someone else, a lie you told, a wrong choice you made... anything. (*Give kids a minute to think.*) Now, turn to a person nearby, and you're going to tell each other the words "**I repent!**" After the first person says, "I repent", the other person should say, "**You are forgiven**". Because we ARE forgiven, by Jesus! (*Let kids respond for a minute or two.*)

RESPOND AND WORSHIP | 10 Minutes

- **Say:** We all need to take time to clear our heads and listen to God, because it helps bring us closer to him. And just like we have to spend time with our friends to stay close to them, we have to spend time with Jesus through all the different ways we've talked about today. Let's pray right now and ask him to help us do that.
- **Pray: Jesus, we want to be your close friend. Please help us to make time this week to talk to you, and get to know you better. We love you so much, and want to praise you for always being here for us. Amen.**
- **Say:** Now let's check out a music video that's declaring praise over and over again by telling God that we love him, and he loves us. You can sit and watch this, or get up and dance if you feel like it!
- [Music Video: You Are](#)
- [Music Video: This Little Light](#)





SUPPLIES

- Pipe cleaner (1 per kid)
- Colored beads (10 per kid)
- Letter beads (one of each letter per kid: P, R, A and Y)

KNOW IT | 5 minutes

Connection Question: Go around the group and let every kid answer this question: Who's the first person you talk to about something hard?

- What do you guys like best about talking to and listening to God?
- What are the main ways of praying we talked about today? (Praise, repent, ask and yield).
- Which of those things is the hardest to do? Which is the easiest for you?
- What Bible characters showed us how to do those things? (King Jehoshaphat, David, Hannah and Samuel.)
- Why do you think God wants us to pray?
- Have you ever heard God speak to you? What was it like?

DO IT | 10 Minutes

- **Share a personal example** of something you would like prayer for, to help kids understand how we can pray for each other, not just for ourselves. Then, as a group, pray for that thing out loud (this can look like you asking God for something, kids don't have to pray out loud yet).
- Now make a **prayer bracelet!**
 - Give each kid a **pipe cleaner, 10 colored beads, and 4 letter beads** (P,R,A and Y).
 - Ask kids if they can remember what each letter stands for (the most important ones for this age group are praise, repent and ask. It's okay if they don't grasp the concept of "yield" right now).
 - Praise
 - Repent
 - Ask
 - Yield
 - Let kids string the colored beads on to the pipe cleaner, along with the letter beads. It might work best if you have all the kids string on their letter beads at the same time, so you can instruct them to do P, then R, then A, then Y.
 - Show them how to twist the ends of the pipe cleaner to keep the bracelet in place around their wrist.
 - Kids can use this fun tool as a way to help them remember that God wants them to pray!
- As kids are working, ask them what THEY would like prayer for. **Before kids leave, pray for those things as a group, or let kids pray for each other out loud!**

EXTRA TIME?

- Give kids a **maze, or a word-search activity sheet** to work on until their parents pick them up.



connect questions

Big Idea: God wants us to talk to him. / How can we pray?

lesson supplies

LARGE GROUP

Item	Usage	Details	Provided by
Adventure Bible for Early Readers	1 per large group, reused	Biblesbythe Case.com	site

GAME TIME | Played in small groups

Item	Usage	Details	Provided by
None			


COOL DOWN TIME | Played in small groups

Item	Usage	Details	Provided by
Large piece of tear off paper	1 per group		site
Markers	1 set per group		site

SMALL GROUP

Item	Usage	Details	Provided by
Maze sheet - Prayer	Quantity determined by site.	8.5x11 paper, black & white, Page 8	site
Word search sheet - Prayer	Quantity determined by site.	8.5x11 paper, black & white, Page 9	site
Markers	Quantity determined by site.		site
Pipe cleaner	1 per kid	Oriental Trading	KC National
Colored beads	10 per kid	Oriental Trading	KC National
P, R, A, & Y Letter Beads	One of each letter per kid	Factorydirectcraft.com	KC National

name



name

X R L I S T E N X L Y
U K T W E K E I P O Z
K W V Q P K G Q A S K
H M W R L D J Y Y F D
M U X A R D E Y I U P
F O T F A S S Y E P D
E W T P I S U J L I N
F V G A R H S A D E V
I O R P R A Y E R U K
H P Q R C G O D X I V
R A J R E P E N T V B

PRAYER
TALK
LISTEN
GOD
JESUS
YIELD
PRAISE
ASK
REPENT

A/V needs

K-2nd



1. KC Logo Slide: for when kids enter the room (All that You Need instrumental; mp3 only; can be downloaded on website)
2. Slide: God loves when we talk to him. (Type in large, bold font so it fills up the screen)
3. [Video: What is Prayer?](#)
4. Video: God's Story / Prayer
(https://www.youtube.com/watch?v=ZrdIXOk_QdQ&feature=youtu.be)
5. Slide: PRAY
 - a. Put "PRAY" in all caps at the top of the slide
 - b. Then put the letters P, R, A and Y like this
 - i. P
 - ii. R
 - iii. A
 - iv. Y
 - c. Then, arrange the slide to show the following when you click once:
 - i. Praise
 - ii. R
 - iii. A
 - iv. Y
6. Slide: PRAY
 - a. Praise
 - b. Repent
 - c. A
 - d. Y
7. Slide: PRAY
 - a. Praise
 - b. Repent
 - c. Ask
 - d. Y
8. Slide: PRAY
 - a. Praise
 - b. Repent
 - c. Ask
 - d. Yield
9. Video: New 10-Minute Timer ((KC/SM media videos songs>videos>countdowns)
10. [Video: Why Do We Pray?](#)
11. [Video: How Do We Pray?](#)
12. Video: 10 Second Countdown_insert date
13. Slide: God loves when we talk to him. (Type in large, bold font so it fills up the screen)
14. [Music Video: You Are](#)
15. [Music Video: This Little Light](#)