



3PK
May 11-12, 2019

NEED TO KNOW

- Today we're preparing kids and their families for something special happening next week: On May 18-19, there are NO CROSSROADS SERVICES. Instead, families are doing GO Local, all across their communities!

FREE PLAY | 15 Minutes

- Check kids into the room and personally connect with them through free play.

GET READY | 5 Minutes

- Clean up and introduce the big idea: **We can share Jesus!**
- Do motions to help remember today's story: **Peter**

LARGE GROUP | 20 Minutes

- Reinforce today's big idea and tell the story of Peter and the other believers with a video.
- Pray and worship.
- Scripture: Acts 1-2

CONNECT TIME | 15+ Minutes

- Retell the story and ask questions.
- Personally connect with kids as they eat a snack.
- Understand and re-enact the story by creating and **sharing** a work of art to show how we can share Jesus.

GET READY

LARGE GROUP

CONNECT TIME

CLEAN UP TIME | 1 Minute

- **Begin clean up about 15 minutes into service.** The presenter will give you a 5 minute warning before Large Group starts.
- **Say:** Lets play a game! I'm going to count back from 10 and I want to see who can help get this place clean in that time. Ready, set..go!
- Slowly countdown from 10 to 1 until kids have cleaned up toys. Then circle up on the floor, or line up at the door.


THE BIG IDEA | 1 Minute

- **Say:** Today we'll see how we can share Jesus! Say these words after me: **We can share Jesus.**
- Lead kids and repeat "We can share Jesus!" as they do the corresponding motions shown here.

We can share



Jesus



TELL THE STORY | 3 Minutes

- **Say and do the following prompts with kids.**
 - Today's story is about a guy named Peter. ***Let's all say "Peter!"***
 - Peter followed Jesus. He loved Jesus soooo much! ***Let's put our hands on our heart to show how much we love Jesus too.***
 - Some people DON'T follow Jesus though. ***Show me a sad face.***
 - Peter SHARED Jesus with others, so they could follow Jesus too! ***Show me a happy face, and say "Yay!"***

Transition to Large Group: Now let's get ready to hear about Peter in Large Group! Line up at the door, and let's go sit on the big carpet.

WELCOME AND H.O.P.S. | 5 Minutes

- **Say:** Hey everyone, I'm so glad to see you! Before we get started, I want you to meet my friend HOPS. She's going to show us how we can act in Kids' Club!
- **Video:** [HOPS Put your listening ears on!](#)
- **Say:** Does everyone have your listening on tight? Then let's get started!

REVIEW GOD'S STORY | 5 Minutes



- **(Hold up the Bible.)** This is God's story. Out of ALL the stories in the world, this is the most important. Do you know what it's called? (The Bible!) It's God's Rescue plan! It shows us how He rescued us from all the wrong things in the world.



- **(Make a big round "world" with your arms)** In the beginning, God made the whole world and everything in it, and it was GOOD. Let's all say, "It was good!"



- **(Pretend to swim in the water)** God made all the water in the oceans, and rivers, and lakes. Let's pretend to swim in the water!



- **(Pat the "dirt" on the ground)** God made all the dirt and trees and flowers. Let's pat the ground and feel the dirt in our hands! Now put your arms up and be a tree!



- **(Pretend to fly and tweet like a bird)** God made all kinds of animals, like birds! Let's pretend to flap our wings and fly like a bird!



- **(Hold up two fingers)** Then God made two people: Adam and Eve. They got to live in a beautiful garden, and walk and talk with God. And it was GOOD.




- **(Make a "ssss" sound and pretend to be a snake)** But THEN, something very, VERY sad happened. A snake tricked Adam and Eve, and they disobeyed God. Then, all the wrong things came into the world, like sickness, and sadness and death. Show me your sad face.



- **(Put your hands on your heart)** Even though Adam and Eve disobeyed God, God loved them anyway! He planned a great rescue so that Adam and Eve, and you and me, could be close to God again! Do you know who the Rescuer is? (Let kids say: Jesus!)

THE BIG IDEA | 1 Minute

We can shareJesus

- **Say:** Today we'll see how we can share Jesus! Say these words after me: **We can share Jesus.**
- Lead kids and repeat "We can share Jesus!" as they do the corresponding motions.)

INTRODUCE THE STORY | 5 Minutes



- **Say:** Today we'll hear a story about how we can share Jesus. Remember: God wants EVERYONE to be a part of his family. That means you, and you and you... (point to kids) and everyone we know! **Everyone point to someone else. Now say, "We can share Jesus!"**
- **Say:** In today's story, there's a guy named Peter. **Let's all say, "Peter!"**
- **Say:** Peter followed Jesus. That means he acted like Jesus acted, and did what Jesus did! And Peter loved Jesus sooo much. **Let's make a heart with our hands, so show how much we love Jesus too.**
- **Say:** Peter loved Jesus so much, that he wanted OTHER people to love Jesus! So he didn't keep Jesus all to himself...he shared Jesus with others. **Let's all give a BIG thumbs up. Now let's say, "We can share Jesus!"**

RETELL THE STORY | 5 Minutes



- **Say:** Let's watch a video and see how Peter and his friends shared Jesus with others.
- [Video: God's Story / Peter Preaches](#)
- **Ask:** Peter and his friends share Jesus with others? Yes! Did they help people, and even make sick people feel better? Yes! And can WE share Jesus, just like Peter did? Yes! **Let's all say, "We can share Jesus!"**
- **Ask:** Does God want our *friends* to be part of his family? Yes! Does he want *grown ups* to be a part of his family? Yes! Does he want our neighbors to be part of his family? Yes! Does he even want people we *don't like* to be part of his family? Yes! He wants *everyone* in his family. **Let's all spread our arms wide, to show that God wants EVERYONE in his family.**
- **Say:** WE can share Jesus with our friends, and that's how we can help *them* be in God's family. We can tell people how much we love Jesus, and we can act like Jesus acted. **Give me two thumbs up!**

PRAY AND WORSHIP | 10 Minutes



- **Say:** Now it's time to pray to God. When we pray, that means we talk to him, and he actually LISTENS to us, and hears our words! So let's talk to God right now. Close your eyes, and say these words after me.
- **Pray (Breaking it into small, repeatable phrases):** Dear God. We love you. Thank you for loving us. Help us share you with everyone. A-men!
- **Say:** Now it's time to worship Jesus! That means we sing and dance and tell him how much we love him. Everybody stand up and sing as loud as you can!



- [Music Video: Wiggle Worm](#)
- [Music Video: Be Strong](#)
- [Music Video: I Just Want to Thank You](#)

Transition to Connect Time: Now we're going to go do story time in our rooms. Tip toe like a quiet little mouse and line up by your leader!

GET READY

LARGE GROUP

CONNECT
TIME

SUPPLIES

- “I can share Jesus” template (1 per kid)
- Heart stickers (3 per kid)
- Markers (1 set per group)

STORY TIME | 5 minutes

- **Have kids sit in a circle on the carpet.** One volunteer can retell the story with kids, while another volunteer prepares the snack.
- **Say and do the following prompts with kids.**
 - Remember Peter? **Let’s all say “Peter!”**
 - Peter loved Jesus, so he followed him! Can you guys FOLLOW what I do? **(Do a few simple motions, like clapping, touching your nose, etc.)**
 - Some people DON’T follow Jesus though. **Can you give a thumbs down?**
 - But Peter SHARED Jesus with others! That means he told people about Jesus! Let’s tell each other about Jesus too. **Turn to someone and say, “Jesus loves you!”**
 - Can WE tell other people about Jesus? **Yes!**
 - Can WE share Jesus with our friends? **Yes!**
- **Review the Big Idea with motions: We can share Jesus!**

For older kids, ask: WHO can you share Jesus with? HOW can you share Jesus with them?

SNACK TIME | 5 minutes



- **Pass out graham crackers or goldfish, and let kids eat at tables.** This is a time to personally connect with kids and find out about their day, not just focusing on the story.
- **Ask things like:** What did you do today? Who brought you to Kids’ Club? What’s your favorite (blank)?

CREATE AND PLAY | 10+ Minutes

Tell kids that we’re going to make something special, and then share it with a friend, just like we share Jesus with our friends!

- Hand out an **“I can share Jesus” template** to each kid, along with **markers and 3 heart stickers.** Kids can stick their hearts onto the “open hands”, and decorate with markers.
- Repeat the big idea with kids as they are doing the activity. Remind kids that we can share Jesus with our friends by being like Jesus, and doing what he would do. Let’s learn about some of the ways we can do it! (Let kids yell “Yes!” after each prompt and do a motion like a clap, jump or spin!)
 - Can you help your friends when they are hurt?
 - Can you share a toy with someone?
 - Can you say sorry if you hurt someone?
 - Can you tell your friends who Jesus is?
 - Can you love your friends?
 - Can you help people who need it?

- Keep kids engaged until parent pick up by giving them a **coloring sheet or activity sheet** to work on!



connect questions

Big Idea: We share Jesus. Tell me about Peter.

lesson supplies

GET READY | Played in one large group

Item	Usage	Details	Provided by
None			


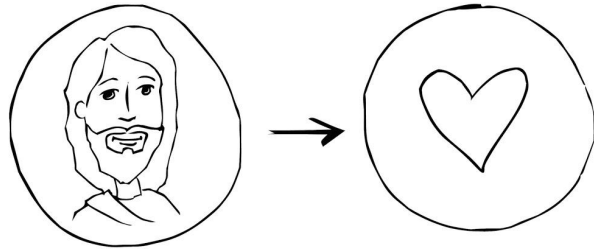
LARGE GROUP

Item	Usage	Details	Provided by
Jesus Storybook Bible	1 per large group, reused	BiblesbytheCase.com	site

CONNECT TIME

Item	Usage	Details	Provided by
Coloring sheet - Peter	Quantity determined by site.	8.5x11 paper, black & white, Page 7	site
Activity sheet - Peter	Quantity determined by site.	8.5x11 paper, black & white, Page 8	site
Markers	Quantity determined by site		site
"I can share Jesus" Template	1 per kid	White paper, 8x11, color, Page 9	site
Heart stickers	3 per kid	Oriental Trading, Item #IN-12/1885	KC National

name




Tell me about Peter

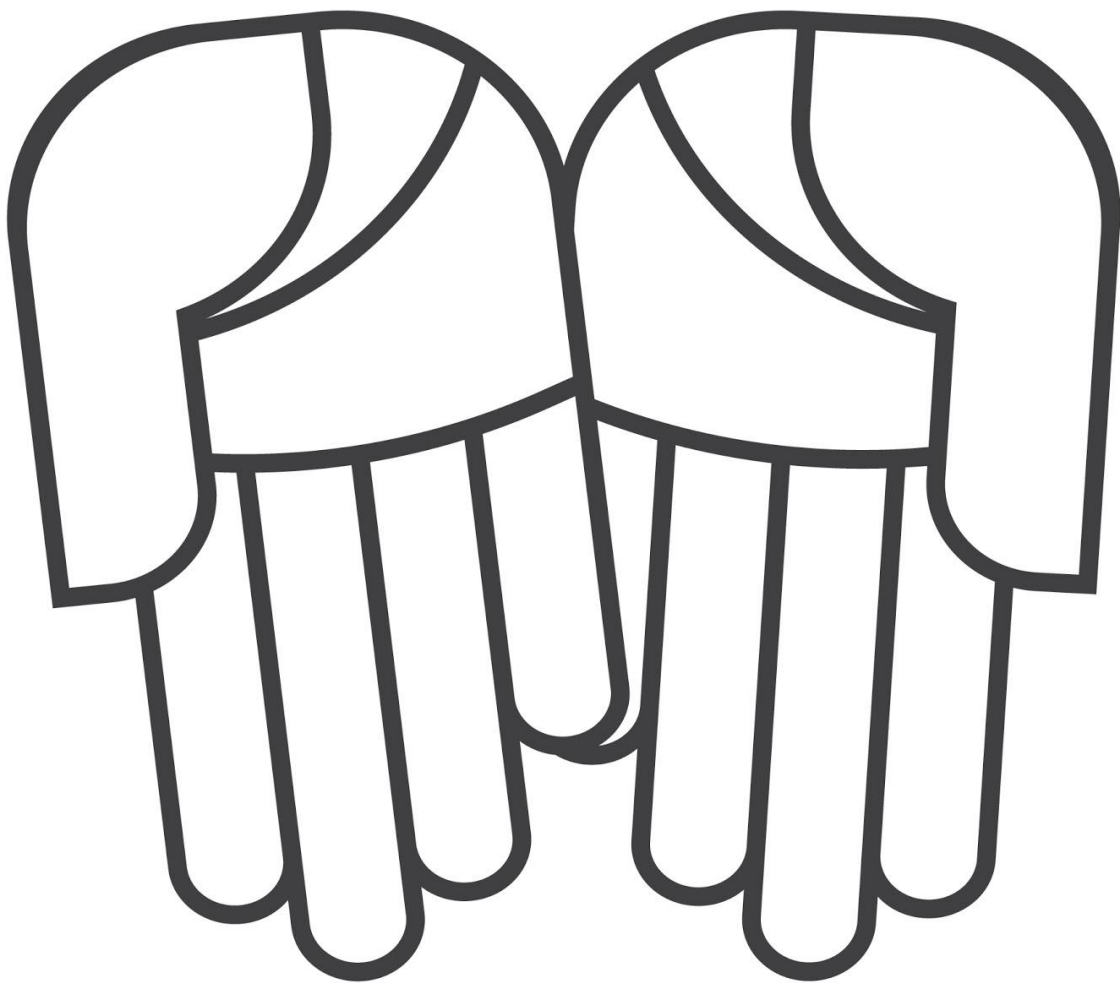
How can we share Jesus?

Read more about this week's story in Acts 1-2

name



I can
share **Jesus!**



CrossroadsKidsClub.net

A/V needs

Preschool



1. Song slide: for when kids enter the room (All that You Need instrumental; mp3 only; can be downloaded on website)
2. Video: HOPS Put your listening ears on!
(<https://www.youtube.com/watch?v=FhSEtbtZBq0&feature=youtu.be>)
3. Video: God's Story / Peter and the Other Believers
(https://www.youtube.com/watch?v=c_yOXw6Ja6c&t=2s)
4. Music Video: Wiggle Worm (<https://www.youtube.com/watch?v=cyDs-bir9-g>)
5. Music Video: Be Strong (https://www.youtube.com/watch?v=GZFMgFre_c)
6. Music Video: I Just Want to Thank You
(<https://www.youtube.com/watch?v=VWPpTiLecoE>)