



K-2nd
March 23-24, 2019

NEED TO KNOW

- God has an enemy who constantly tries to get us to mess up, so God has given us special armor to give us strength to stand up and follow him!

LARGE GROUP | 15 Minutes

- Introduce today's big idea, **God gives us powerful armor.**
- Scripture: Ephesians 4-6

GAME TIME | 10 Minutes

- Play a crazy relay game as teams!

COOL DOWN | 10 Minutes

- Pull out a Bible and discuss God's armor in small groups.

LARGE GROUP | 15 Minutes

- Respond to today's big idea through worship and prayer.
- Practice this month's memory verse: **Mark 10:27 Jesus looked at them and said, "With people this is impossible, but not with God; all things are possible with God."**

SMALL GROUP | 15+ Minutes

- Personally connect with kids and apply the story to their lives by creating a shield to represent God's armor.

LARGE GROUP

GAME TIME

COOL DOWN

LARGE GROUP

SMALL GROUP

NEED TO KNOW

Big Idea: God gives us powerful armor.

Time: 15 minutes


Supplies: None

EXPECTATIONS

Say: Welcome to Kids' Club, we're so glad to have you here! We want this to be a **safe** and **fun** place for you. To do that, let's all commit to doing a few things:

- Show respect to each other
- Listen when someone else is speaking
- Have fun!

THE BIG IDEA | 5 Minutes



- **Ask:** Today's story is pretty cool—it's all about ARMOR. What *is* armor? What is it used for? (Let kids respond.)
- **(Click to show image of armor.)** Yep, it's something that protects your body when you're in battle, like this! **What kind of armor do you see here?** (A shield, a helmet, a sword, etc.) These all protect you from getting hurt, and help you fight your enemy.
- **Say:** Let's check out a movie clip where a guy needs some armor to help him do something REALLY amazing!
- **Video: [How to Train Your Dragon](#)**
- **Say:** The armor they were wearing was something you can see on your body, but today we'll talk about a different kind of armor, that's even more powerful! Everyone show me a big powerful pose with your muscles! (Let kids respond.)
- **(Click to show Big Idea slide)** Here's today's BIG IDEA: **God gives us powerful armor.**

Armor of God | 10 Minutes



- **Say:** You know, it's hard to always make right choices and act like Jesus, because God has an enemy. We call him Satan, or the devil, and he wants us to mess up and disobey God.
- **Say:** In fact, in the very beginning of God's Story, he convinced the first man and woman who ever lived—Adam and Eve—to disobey God. And now, we all make bad choices sometimes. And the devil is constantly trying to get us to turn away from God and disobey him. Can you show me maddest, meanest face? (Let kids respond.)
- **Ask:** Luckily, God has given us something really special to fight off the devil, so that we follow God and obey him: ARMOR. But not the kind of armor you wear on the outside. Let's watch a video to find out what kind of armor it is.
- **Video: [God's Story / The Armor of God \(4 minutes\)](#)**
- **Say:** Whoa! How amazing is that? God gives us special armor to help us follow him. Let's look at what those special pieces of armor are (Have kids act like their putting on each piece of armor as you describe it.)
 - Belt of truth. (This helps us know what is right and wrong.)
 - Breastplate of righteousness. (This helps us obey what God says.)
 - Shoes of the peace of Jesus' rescue (These help us remember that Jesus has rescued us and given us peace.)
 - Shield of faith (This helps us believe in God, and trust in him.)
 - Helmet of salvation (This helps us believe that we've been rescued.)
 - Sword of the spirit (This means his word, the Bible! It helps us brave and know what to do when we're afraid.)

LARGE
GROUP

GAME
TIME

COOL
DOWN

LARGE
GROUP

SMALL
GROUP

NEED TO KNOW

Time: 10 minutes

Video: 10-Minute Countdown
Timer

SUPPLIES

- Game cube (1/group)

PREPARE



10:00

- Start the **10-Minute Countdown Timer**
- Split kids into **small groups**.

??? | 10 Minutes

*Before starting this game, make sure the **big game cube** has **six images** inserted into the plastic sleeves on each site.*

- Stand in a circle, and let kids take turns rolling the big game cube.
- Whatever picture of armor it lands on, the whole group has to act like they're "putting it on"! (As the leader, make sure to check the image and tell kids what to do; give the group about 30-60 seconds for each action).
- Here's the different images (along with suggestions of how to make the actions more fun as you go along):
 - Belt of truth (pretend to wrap around a belt and buckle it in place; say something true about yourself)
 - Breastplate/body armor of God's righteousness (fasten a big piece of armor to your chest and beat your chest or tummy; say something that you love about God)
 - Shoes of the good news of Jesus' rescue (put on shoes and walk in place, or walk in a circle as a group)
 - Shield of faith (pretend to hold up a shield as if you're "shielding" yourself some an attack, crouch down under it, etc)
 - Helmet of salvation (put a helmet on your head, say out loud how Jesus has rescued us!)
 - Sword of the spirit (swing a sword around, but no fighting!)

LARGE
GROUP

GAME
TIME

COOL
DOWN

LARGE
GROUP

SMALL
GROUP

NEED TO KNOW

Time: 10 minutes

Video: 10-Minute Countdown
Timer

SUPPLIES

- Piece of paper (1/kid)
- Markers (1 set/group)

PREPARE



10:00

- Start the **10-Minute Countdown Timer**
- Split into **small groups**.

SELF-PORTRAITS | 10 Minutes

- **Ask:** Is God's armor the kind of armor you can see on the outside of your body? (No, it's on the inside.) Why do we need God's armor? What can we do with it?
- Give each kid a **piece of paper** and set out **markers**. Let them create a self portrait of themselves wearing all of God's armor!
- Go through each individual piece of armor (listed in game time above), and give kids a minute to draw each piece. If they want to take these home, remind them to put them somewhere safe until they get back to small groups.



NEED TO KNOW

Big Idea: God gives us powerful armor.

Time: 15 minutes

Supplies: None

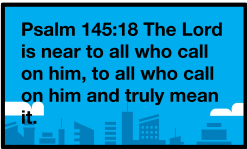
PRESENTER TIPS

Emphasize: God has an enemy who constantly tries to get us to mess up, so God has given us special armor to give us strength to stand up and follow him!

THE BIG IDEA | 5 Minutes




- **Play the 10-Second Countdown Timer** to help redirect kids' attention as you transition into Large Group.
- **Say:** We all have things in our lives that we need help doing. One area that we ALL need help is in our battle against the enemy, the devil. That's why God gives us powerful armor to protect ourselves, and fight against that enemy. And no matter what we face or how scary it seems, we have nothing to fear. We can put on our armor and be part of the winning team: God's team.
- **Say:** Let's read this month's verse together. It's all about how Jesus makes everything possible. When we need God's help to stand up and follow Jesus, we can remember these words!
- **Slide: Mark 10:27 Jesus looked at them and said, "With people this is impossible, but with God all things are possible."**
- **Say:** No matter what hard things face, God is there for us, and he gives us special armor to help us! Remember, it's not metal armor that you can see on the outside. It's on the inside, and it helps us follow Jesus and make the right choice!



RESPOND AND WORSHIP | 10 Minutes



- **Say:** Let's watch a special music video that's all about how God's love gets rid of our fear, and he will always give us what we need to follow him!
- [Music Video: Love Beats Fear](#)
- **Pray:** Ask somebody to come ask God to cover us in his armor and help us live like Jesus this week.
- **Say:** One of the best ways to show our thanks to Jesus is to worship him out loud with singing and dancing. Everyone stand up and follow along with me!
- [Music Video: Open My Eyes](#)



LARGE
GROUP

GAME
TIME

COOL
DOWN

LARGE
GROUP

SMALL
GROUP

CONNECTION QUESTION

Go around the group and let **every kid** answer this question: **If you were going into a real battle, what ONE piece of armor would you most want to have?**

SUPPLIES

- Large sheet of tear off paper (1/group)
- Paper strip (1/kid)
- Belt of truth sticker (1/kid)
- Star stickers (4/kid)
- Markers (1 set/group)
- Stapler (1/group)
- Tape (2 rolls/group)

KNOW IT | 5 minutes

- Why do we need God's armor?
- What/who are we fighting against?
- Should we be afraid of our enemy? Why not?

DO IT | 10 Minutes

- Tell kids we're going to make our own **Belt of Truth!**
 - Remind kids that Satan lies to us, and tries to make us believe that God doesn't love us. But that is a LIE, and when we have the belt of truth, we can remember that everything God says is TRUE!
 - Here is one thing we can always rely on to be true: God loves us!
- Give each kid a **paper strip, a "belt of truth" sticker and four star stickers**. Set out **markers, scissors, tape and a stapler**.
 - Let kids color and decorate the "belt of truth" sticker Then they can stick it on the middle of their paper strip.
 - Kids can decorate the rest of the paper strip with star stickers and markers.
 - Then help fasten it around their waist and staple or tape it together (if kids need a bigger size strip, staple two of them together).
 - **Younger kids:** focus on the simple "belt of truth: sticker, and let them decorate however they like.
 - **Older kids:** dive a little deeper, and have them write "God loves me!" or draw pictures that show how God loves us. Remind them that this is **God's truth!**

EXTRA TIME?

- Give kids a **maze, or a word-search activity sheet** to work on until their parents pick them up.



connect questions

Tell me about the Armor of God.
Why do we need armor?

lesson supplies

LARGE GROUP

Item	Usage	Details	Provided by
Adventure Bible	1 per large group, reused	Biblesbythe Case.com	site

GAME TIME | Played in one large group

Item	Usage	Details	Provided by
Pocket dice/game cubes	1 per group, reused	Oriental Trading	KC National
Pocket dice images	1 set of 6 images inserted into the dice, reused	8.5x11 cardstock, black&white, Pages 11-13, cut into 4" squares that fit into the dice. *Prep Teams must insert the images prior to the weekend.	site


COOL DOWN TIME | Played in small groups

Item	Usage	Details	Provided by
Piece of paper	1 per kid	8.5x11 paper	site


SMALL GROUP

Item	Usage	Details	Provided by
Coloring sheet - Armor of God	Quantity determined by site.	8.5x11 paper, black & white, Page 8	site
Maze sheet - Armor of God	Quantity determined by site.	8.5x11 paper, black & white, Page 9	site
Word search sheet - Armor of God	Quantity determined by site.	8.5x11 paper, black & white, Page 10	site
Markers	1 set per group, reused		site
Belt of truth sticker	1 per kid	Avery template 5264, black&white, Page 14	site
Star stickers	4 per kid	Oriental Trading	KC National
Paper strips	2 strips per kid	Discount School Supply	KC National
Tape	2 rolls per group, reused	Scotch Tape	site
Stapler	1 per group, reused		site

name _____



name




name

T K L D O J H T R D T V
O S H I E L D F H L I J
F A R M O R A C E X O M
D F Z W R P J B L L R U
U C H C J G O N M R S P
G S F Y V X V X E Y H P
O T P F D F W U T A O H
D D C R A B J C B K E X
L L O D G I K E N L S L
O W A C L L T X I O L L
S H I S Y D B H Y N C M
A I T R U T H V O Q P C

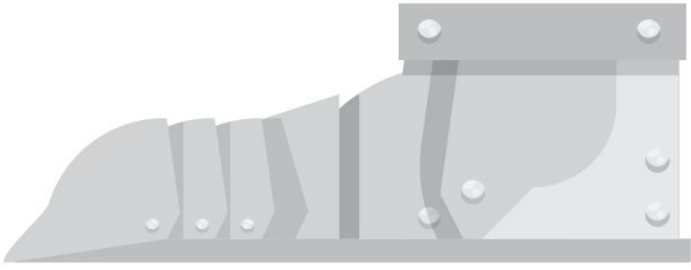
ARMOR
GOD
HELMET
SWORD
SHIELD
SHOES
BELT
TRUTH
FAITH



Belt of Truth



**Breastplate of
Righteousness**



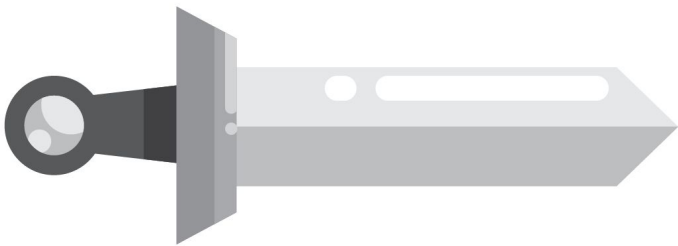
Shoes of Jesus' Rescue



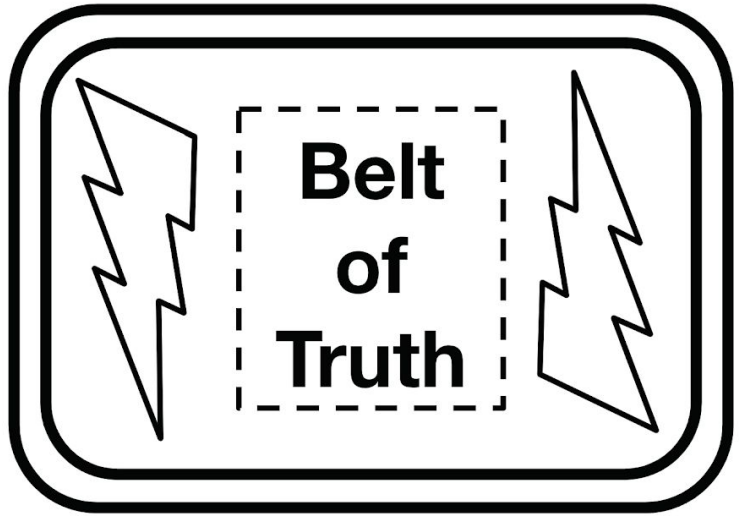

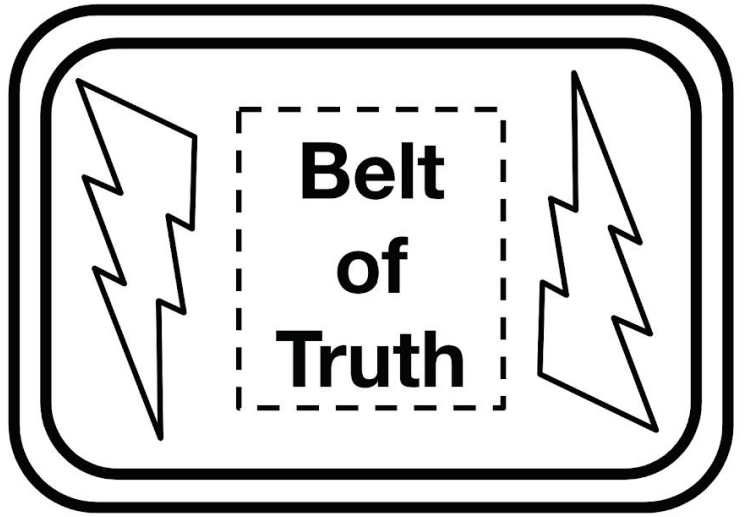
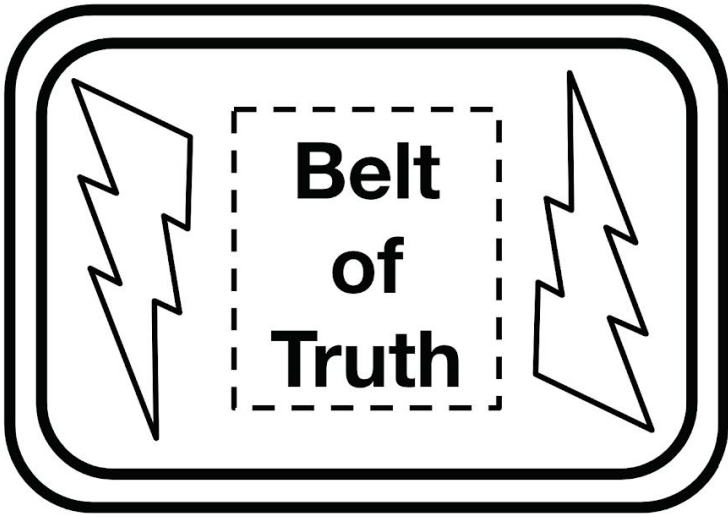
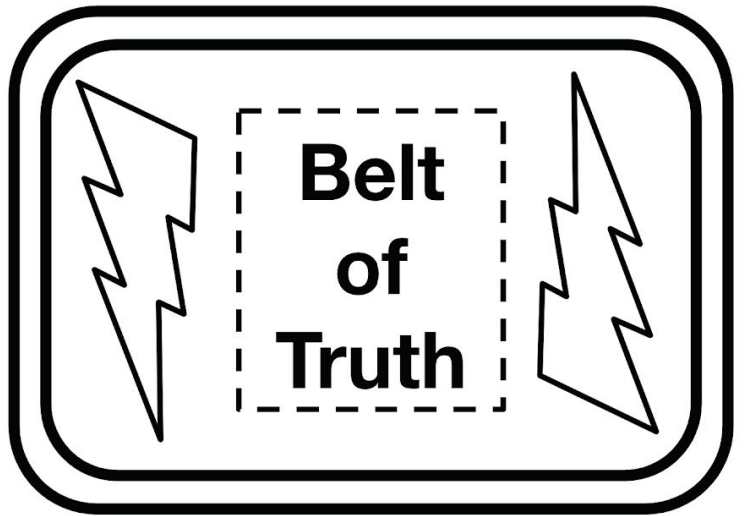
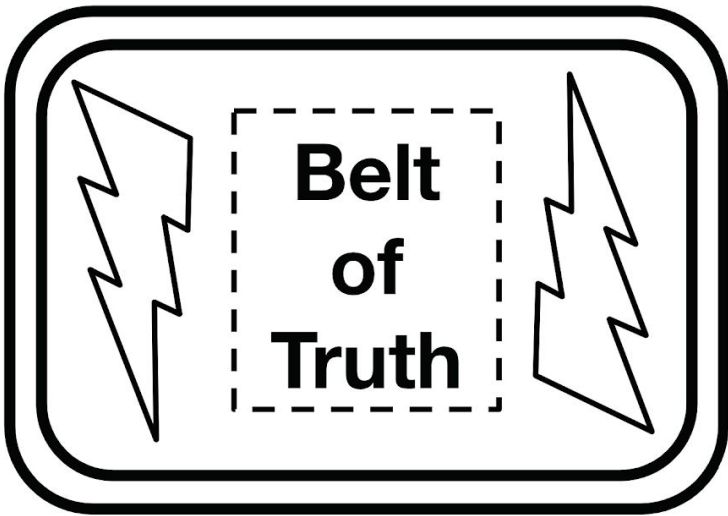
Shield of Faith



Helmet of Salvation



Sword of the Spirit



A/V needs

K-2nd



1. KC Logo Slide: for when kids enter the room (All that You Need instrumental; mp3 only; can be downloaded on website)
2. [Video: How to Train Your Dragon](#) (0:00-2:52)
3. Slide: God gives us powerful armor. (in large font so it covers 50% of the screen)
4. [Video: God's Story / The Armor of God \(4 minutes\)](#)
5. Video: 10-Minute Timer (<https://www.youtube.com/watch?v=Vn31KFenBlo>)
6. Video: 10-Minute Timer (<https://www.youtube.com/watch?v=Vn31KFenBlo>)
7. Video: 10 Second Countdown_032419
8. Slide: Mark 10:27 Jesus looked at them and said, "With man this is impossible, but not with God; all things are possible with God.
9. [Music Video: Love Beats Fear](#)
10. [Music Video: Open My Eyes](#)