



3rd-5th

March 23-24, 2019

NEED TO KNOW

- God has an enemy who constantly tries to get us to mess up, so God has given us special armor to give us strength to stand up and follow him!

LARGE GROUP | 15 Minutes

- Introduce today's big idea, **God gives us powerful armor.**
- Scripture: Ephesians 4-6

GAME TIME | 10 Minutes

- Play a crazy relay game as teams!

COOL DOWN | 10 Minutes

- Pull out a Bible and discuss God's armor in small groups.

LARGE GROUP | 15 Minutes

- Respond to today's big idea through worship and prayer.
- Practice this month's memory verse: **Mark 10:27 Jesus looked at them and said, "With people this is impossible, but not with God; all things are possible with God.**

SMALL GROUP | 15+ Minutes

- Personally connect with kids and apply the story to their lives by creating a shield to represent God's armor.

LARGE GROUP

GAME TIME

COOL DOWN

LARGE GROUP

SMALL GROUP

NEED TO KNOW

Big Idea: God gives us powerful armor.

Time: 15 minutes

Supplies: None

EXPECTATIONS

Say: Welcome to Kids' Club, we're so glad to have you here! We want this to be a **safe** and **fun** place for you. To do that, let's all commit to doing a few things:

- Show respect to each other
- Listen when someone else is speaking
- Have fun!

THE BIG IDEA | 5 Minutes



- **Say:** Today's story is pretty cool—it's all about ARMOR. What *is* armor? What is it used for? (Let kids respond.) Yep, it's something that protects your body when you're in battle!
- **Ask:** Can anyone think of types of armor you might wear if you're fighting in a battle? (Let kids respond.) Yep, maybe a shield, a helmet...anything that would protect you from getting hurt, and will help you defeat the enemy.
- **Say:** Let's check out a movie clip from the Chronicles of Narnia, where everyone is suited up in their armor for a huge battle.
- [Video: The Chronicles of Narnia / Final Battle \(3 minutes\)](#)
- **Say:** The armor they were wearing was made of metal, but today we'll talk about a different kind of armor, that's even more powerful.
- **(Click to show Big Idea slide)** Here's today's BIG IDEA: **God gives us powerful armor.**

Armor of God | 10 Minutes



- **Say:** God knows that following him can be hard, because we have an enemy (the devil) and he wants us to disobey God, and make us believe that God doesn't love us. So to help us defend ourselves, and fight against our enemy...he gives us armor!
- **Say:** It's not armor that you can see on the outside, though. It's very different, and WAY more powerful. Let's watch a video, and as you watch, pay attention to HOW we can use it.
- [Video: God's Story / The Armor of God \(4 minutes\)](#)
- **Ask:** Amazing! God prepares us to follow him, and fight against our enemy by giving us armor. Who can remember it? (Let kids respond: *a belt of truth, the breastplate or body armor of God's righteousness, the shoes of the good news of Jesus' rescue, a shield of faith, and a helmet of salvation, which means believing we've been rescued, the sword of the spirit, which is his word.*)
- **Say:** God gives us this armor to help us defend ourselves against our enemy, and it give us the power we need to follow him even when it's not popular, or when we're tempted to make wrong choices.
- **Say:** Let's play a game and have some fun putting on some special "armor"!

LARGE
GROUP

GAME
TIME

COOL
DOWN

LARGE
GROUP

SMALL
GROUP

NEED TO KNOW

Time: 10 minutes

Video: 10-Minute Countdown
Timer

SUPPLIES

Give each small group a bag containing the following:

- 1 party hat
- 1 pair of glasses
- 1 feather boa
- 1 shirt

PREPARE



- Start the **10-Minute Countdown Timer**
- Split kids into **small groups**, and have them form lines along one side of the room. Set up a **chair** across from each team on the other side of the room.
- Give each group a **bag** containing the following: **a party hat, a pair of glasses, a feather boa and a shirt.**

ARMOR RELAY | 10 Minutes

Connect the game to the big idea: *Just like we have to choose put on the armor of God and use it, you and your team has to put on some silly armor to win this game!*

- **How to play:** Each team member has to race to put on ALL their “armor” items, race to the other end of the room, around a chair and then back to tag the next person on their team. They must then take off all the items, and let the next kid go. The team that gets through all their team members first, wins!
- Let all the teams play until every kid has gone. If you have small teams, let kids go multiple times. If you have one very small group of kids, let each kid be their own team and give them extra tasks to do while dressed in their “armor”

***Collect items for next service to use!**

LARGE
GROUP

GAME
TIME

COOL
DOWN

LARGE
GROUP

SMALL
GROUP

NEED TO KNOW

Time: 10 minutes

Video: 10-Minute Countdown
Timer

SUPPLIES

- Bible (1/group)

PREPARE



10:00

- Start the **10-Minute Countdown Timer**
- Split into **small groups**.

EPHESIANS 6 | 10 Minutes

- **Ask:** What would have happened if you DIDN'T put on all the items on your turn? (Your wouldn't win the race!) Why do we need God's armor? What is it used for?
- **Say:** Just like in that game where you needed to put on ALL the items to race and win, it's important for us to put on all of God's armor.
- Grab a **Bible** and have a kid read this verse out loud (help them find the verse in the book of Ephesians).
 - **Ephesians 6:10-11: Finally, let the Lord make you strong. Depend on his mighty power. Put on all of God's armor. Then you can stand firm against the devil's evil plans.**
- Do you remember what God's armor is? (Let kids recall, then help another kid look up and read aloud Ephesians 6:14-17.)
 - **Ephesians 6:14-17: So remain strong in the faith. Put the belt of truth around your waist. Put the armor of godliness on your chest. Wear on your feet what will prepare you to tell the good news of peace. Also, pick up the shield of faith. With it you can put out all the flaming arrows of the evil one. Put on the helmet of salvation. And take the sword of the Holy Spirit. The sword is God's word.**



NEED TO KNOW

Big Idea: God gives us powerful armor.

Time: 15 minutes

Supplies: None

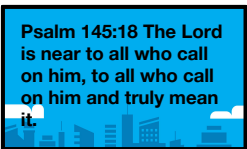
PRESENTER TIPS

Emphasize: God has an enemy who constantly tries to get us to mess up, so God has given us special armor to give us strength to stand up and follow him!

THE BIG IDEA | 5 Minutes



- **Play the 10-Second Countdown Timer** to help direct kids attention.
- **Say:** We all have things in our lives that we need help doing. One area that we ALL need help is in our battle against the enemy, the devil. That's why God gives us powerful armor to protect ourselves, and fight against that enemy. And no matter what we face or how scary it seems, we have nothing to fear. We can put on our armor and be part of the winning team: God's team.
- **Say:** Let's check out a video to help us understand what happens when we do decide to follow God, and put on the armor he's given us. He gives us boldness, and helps us be brave.
- **Video: [What's That Word / Boldness](#)**
- **Ask:** God made us to be bold and brave, and when we follow him, it won't always be easy. But we can always trust him, and know that he loves us, and has given us armor to help us through anything!
- **Say:** Let's read this month's verse together. It's all about how Jesus makes everything possible. When we need God's help to stand up and follow Jesus, we can remember these words!
- **Slide: Mark 10:27 Jesus looked at them and said, "With people this is impossible, but with God all things are possible."**



RESPOND AND WORSHIP | 10 Minutes



- **Say:** Let's watch a special music video that's all about how God's love gets rid of our fear, and he will always give us what we need to follow him!
- **Music Video: [Never Too Far Gone](#)**
- **Pray:** Ask somebody to come ask God to cover us in his armor and help us live like Jesus this week.
- **Say:** One of the best ways to show our thanks to Jesus is to worship him out loud with singing and dancing. Everyone stand up and follow along with me!
- **Music Video: [Open My Eyes](#)**

LARGE
GROUP

GAME
TIME

COOL
DOWN

LARGE
GROUP

SMALL
GROUP

CONNECTION QUESTION

Go around the group and let **every kid** answer this question: **If you were going into a real battle, what ONE piece of armor would you most want to have?**

SUPPLIES

- Large sheet of tear off paper (1/group)
- Shield template (1/kid)
- Jewel stickers (10/kid)
- Paper strip (1/kid)
- Markers (1 set/group)
- Scissors (1 set/group)
- Stapler (1/group)

KNOW IT | 5 minutes

- Lay out a **large sheet of tear-off paper and markers.**
- **As you review** each piece of God's armor with kids, let them draw a picture of each piece of armor (beside each piece of armor is a short description to help you explain further what it's used for):
 - Belt of truth (believe that what God says is true, even when the devil lies to us)
 - Breastplate/body armor of God's righteousness (try to obey and follow how God tells us to act)
 - Shoes of the good news of Jesus' rescue (believing and sharing with others that Jesus died for us, and rescued us from our wrong choices)
 - Shield of faith (trusting God, and having faith that he'll always do what he says he'll do)
 - Helmet of salvation (believing we've been rescued by Jesus)
 - Sword of the spirit (God's word, the Bible)
 - Dive deeper: ask kids how this is different from the other pieces of armor? (It's a weapon) How can we use God's word to fight our enemy?
- **Ask:**
 - Which of these stick out to you the most?
 - What specific things can we do with this armor? (You might need to help kids draw this out. If it's helpful, just hone in a few of them, instead of all of the armor.)

DO IT | 10 Minutes

- Give each kid a **shield template, 10 jewel stickers, and a paper strip.** Set out **markers, scissors and a stapler.**
- On the blank side of the shield, have kids write one way they want to use God's armor this week, based on the discussion you've just had.
- Then, decorate the front of the shield with the stickers and markers. Help kids staple the paper strip to the back of the shield (just staple once on each end of the strip.)
- Kids can add images, symbols, words, or anything else they want to show on the shield!

EXTRA TIME?

- Give kids a **maze, or a word-search activity sheet** to work on until their parents pick them up.



connect questions

Tell me about the Armor of God.
Why do we need armor?

lesson supplies

LARGE GROUP

Item	Usage	Details	Provided by
Adventure Bible	1 per large group, reused	Biblesbythe Case.com	site

GAME TIME | Played in one large group

Item	Usage	Details	Provided by
Paper bag	1 per group	*sites to prepare 1 paper bag per group, each containing 1 boa, hat, glasses, shirt	KC National
Feather boa	1 per group, reused	Amazon	KC National
Party hat	1 per group, reused, add extras for sites with multiple services	Oriental Trading Option	KC National
Glasses	1 per group, reused	Oriental Trading	KC National
Shirt	1 per group, reused		KC National

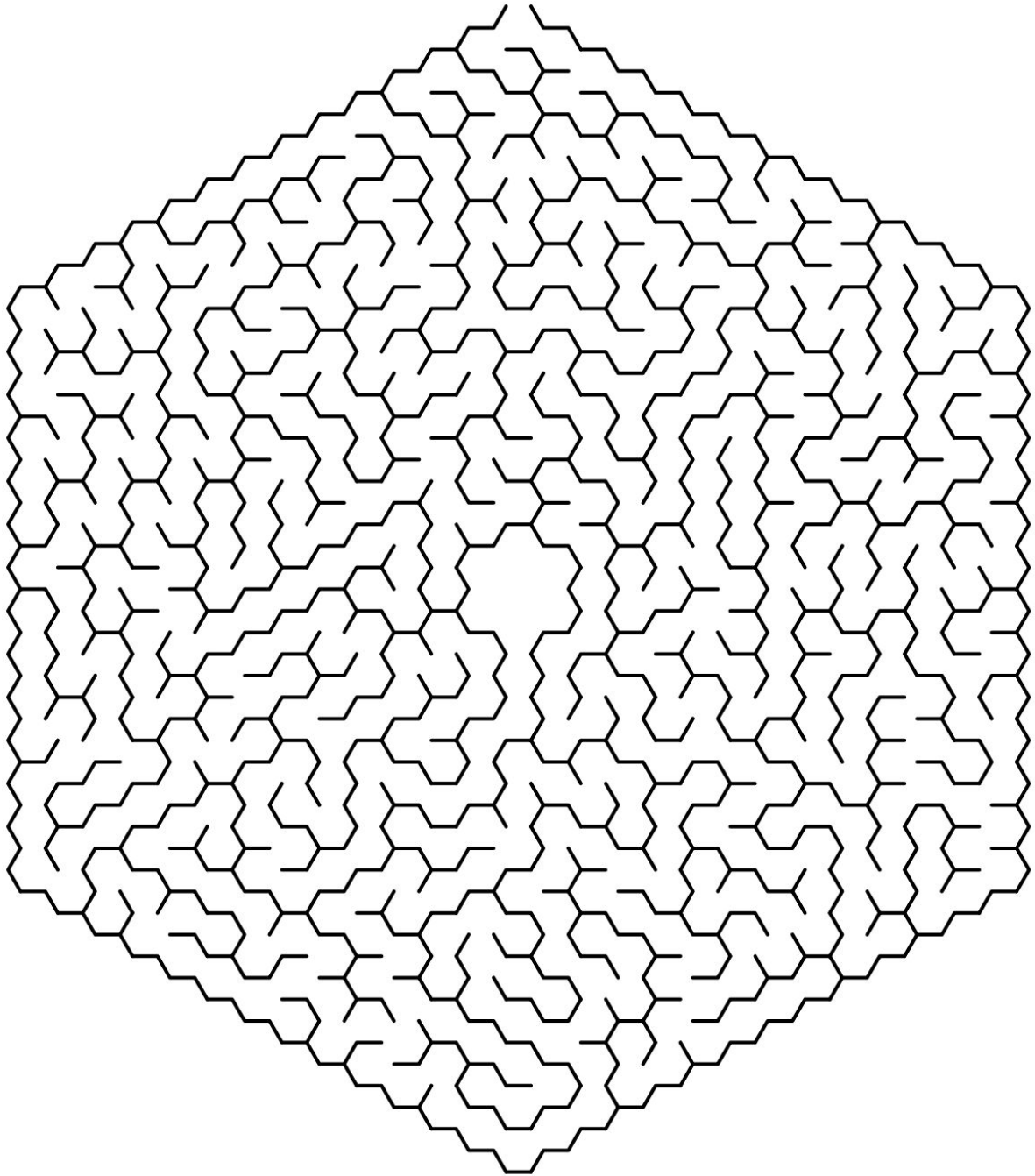
COOL DOWN TIME | Played in small groups

Item	Usage	Details	Provided by
Adventure Bible	1 per small group		site

SMALL GROUP

Item	Usage	Details	Provided by
Maze sheet - Armor of God	Quantity determined by site.	8.5x11 paper, black & white, Page 8	site
Word search sheet - Armor of God	Quantity determined by site.	8.5x11 paper, black & white, Page 9	site
Markers	1 set per group, reused		site
Large sheet of tear off paper	1 per small group		site
Scissors	1 set per group, reused		site
Jewel stickers	10 per kid	Oriental Trading	KC National
Shield template	1 per kid	8.5x11 cardstock, black and white, Page 10	site
Cardstock strip	1 per kid	8.5x11 white cardstock cut into 3 horizontal strips each	site
Stapler	1 per group		site


name



name

P F A U E D K Q O A A N X P Z
L D J X L Q E J G Z K B J P H
A H Z E G A I A Z Y A V H R X
W K I Y F F X X R D B S L N S
E H F A I T H E L M E T R B H
S S F P S J E D O B O Q T N T
O L W N B W A Z R A R R F A S
S A N O F E T F I O N M D W F
P H M V R V L S E Z M O R X T
L P P V T D E T M U G Z S U T
Y M B I X O O U R B O W E H Z
O K O N H T Z D P U W T D H O
K C E S K D Q A J N T E X V Q
U H L T E X I C J M P H Q Z P
D Q S M H E Y G L B X J O L S

ARMOR
GOD
HELMET
SWORD
SHIELD
SHOES
BELT
TRUTH
FAITH



Shield of Faith

A/V needs

3rd-5th



1. KC Logo Slide: for when kids enter the room (All that You Need instrumental; mp3 only; can be downloaded on website)
2. Slide: God gives us powerful armor. (in large font so it covers 50% of the screen)
3. [Video: The Chronicles of Narnia / Final Battle \(0:00-3:04\)](#)
4. [Video: God's Story / The Armor of God \(4 minutes\)](#)
5. Video: 10-Minute Timer (<https://www.youtube.com/watch?v=Vn31KFenBlo>)
6. Video: 10-Minute Timer (<https://www.youtube.com/watch?v=Vn31KFenBlo>)
7. Video: 10 Second Countdown_032419
8. [Video: What's That Word / Boldness](#)
9. Slide: Mark 10:27 Jesus looked at them and said, "With man this is impossible, but not with God; all things are possible with God.
10. [Music Video: Never Too Far Gone](#)
11. [Music Video: Open My Eyes](#)