



Preschool

January 26/27, 2019

DATE

The Lost Sheep

LESSON TITLE

Luke 15:1-7

WHERE TO FIND IT

Jesus loves us.

MAIN POINT

schedule

First 10 minutes of the service hour:

Engage kids in cooperative play activities to help them connect to other kids

Next 5 minutes: Connect Time

Next 25 minutes: Large Group

Last 25 minutes: Snack and Small Group

tips

Set out coloring sheets, play dough and books on the tables as kids enter!

check-in/out

As kids leave, ask them why they created sheep art!

large group heads up

Today's story shows us how much God loves us by showing how much a shepherd cared for his sheep! It's all about how Jesus will chase after us—no matter where we go or what we do!

connect time

GOAL: *Connect time is all about engaging kids in a short, interactive game to prepare them for Large Group.*

- **Clean up! (When you get the 10-minute warning from the presenter, have children clean up and go sit on the rug.)**
- Line Up
- Hold up the **sheep image:**
 - What animal is this? (sheep)
 - What sound does a sheep make? (Baaah!)
 - Make “baah” sounds—soft, loud, low, high, in a sing-song voice, etc.
- Tell kids to close their eyes
 - Hide the sheep in a place kids will be able to see
 - Tell kids to (1) open their eyes, (2) look for the sheep and (3) say “baaah” when they see it
 - When kids have spotted it, have them point to it from where they are in line
 - Repeat until it’s time for large group

As you walk into Large Group, encourage kids to put on their listening ears! Remind them that HOPS will be showing us how we should act in Large Group, so we have to listen!

special notes

Emphasize that Jesus told this story because he wanted us to know how much he loves us! He's like the shepherd, and we are like his sheep!

presenter tips

Here's a link to today's story:

Saddleback Kids / The Lost Sheep
(<https://www.youtube.com/watch?v=Ry2MaMyvGo&t=3s>)

script

WELCOME AND INTRO

Main Goal: Review the beginning of God's story and rescue plan.

Notes:

- ***Click to play intro music.**
- **Say:** Hi Friends! Welcome to Kids' Club. I'm _____ and I'm really glad you're here today. Before we get started, I want you to meet my friend HOPS.
- **Video: HOPS Have fun!**
- **Say:** (Holding up the **Bible**.) *This* is God's story. Out of all the stories in the world, this is the most important. Do you know what it's called? (Let kids respond "the Bible.") That's right, the Bible! It's God's Rescue plan. It shows us how He rescued us from all the wrong things in the world.
- **Say:** In the beginning, God made the whole world and everything in it. He created the sun and the moon, the water and the land, the plants and the animals, and people like you and me! Everything was good. Give me a big thumbs up! (Let kids respond. Then change your tone.)
- **Say:** But THEN, something bad happened. Adam and Eve disobeyed God, and all the wrong things came into the world. Things like sadness and death. Show me your sad face. (Let kids respond.)
- **Say:** Even though Adam and Eve disobeyed God, God loved them anyway! He planned a great rescue so that Adam and Eve, and you and me, could be close to God again! Do you know who the Rescuer is? (Let kids say: Jesus!)

JESUS TELLS A STORY

- **Say:** Today, we're going to hear about a story that Jesus told! But first, what kind of animal says, "Baaaah! Baaaah!"? (Let kids say: Sheep.) That's right, a sheep!
- **Say:** In Jesus' story, we'll hear about a sheep who was lost...and got found! Hmm, I want you to look around really carefully. There's a sheep in THIS room that's lost. Let's find it! Stay right where you are, but if you see it, point to it.
- **(Click to show sheep image on keynote and let kids look and point.)** Yay, I'm SO happy to find this sheep! Let's all cheer together. (Lead the kids in as rowdy a cheer as you feel comfortable.)
- **Say:** The story of the lost sheep is one of the stories Jesus told. It goes like this: One day, a shepherd was taking care of some sheep. See, a shepherd's job is to take care of sheep, kind of like how your mom or dad or babysitter takes care of you! But this shepherd had 100 sheep that he had to take care of! Everybody say, "WOAH!" (Let kids respond.)
- **Say:** Yeah, that's a LOT of sheep. Well, one day, one sheep was missing! Hold up one finger (let kids respond). The shepherd couldn't find his sheep anywhere!

THE LOST SHEEP

- **Say:** Let's watch a video about this story. As you watch, see if you can figure out what the shepherd did when he realized he lost his sheep.
- **Video: Saddleback Kids / The Lost Sheep**
- **Say:** Wow, even though the shepherd had LOTS of OTHER sheep, he wanted to find his ONE sheep. So he left his whole crowded field of sheep, and went out and looked for the ONE sheep (hold up your finger and act like you're looking).
- **Say:** He looked for it...and looked for it...and looked for it. And when he found it, was he excited? (Let kids say: YES!) He sure was. Let's stand up jump for joy (model)! Great job! You can sit back down now. (Let kids sit.)
- **Say:** Guess what? Jesus said that WE are like that sheep. God loves every. single. one of us! Everybody point to yourself and say, "God loves me!" (Let kids respond and point.) Just like that shepherd wanted ALL the sheep to be in his field, Jesus wants ALL of US to be part of God's family! Let's pray together and thank Jesus for loving us.

WRAP UP AND WORSHIP

Main Goal: Help kids interact through prayer and worship!

Notes:

- **Pray (Breaking it into small, repeatable phrases):** Hi God! Thanks for loving us! Like that shepherd loved his sheep! We love YOU. A-MEN.
- **Set up worship:** I'm so glad Jesus loves us! Let's celebrate by worshipping him with singing and dancing!
- **Music Video: Wonderful Things**
- **Music Video: Robot Rock**
- **Music Video: Jesus Loves Me**



instructions

Goal: Kids will understand how much Jesus loves them, and that he cares for him like a shepherd cares for his sheep!

Why? Hopefully, kids' retelling to their families will spark conversations at home about the deeper meaning of the story: Jesus chases after us because he loves us so much!

Tips: This story is an analogy for how God loves us. Kids won't understand an analogy at this age, so it's up to you to repeat that God loves us a lot. Hopefully, kids will repeat that fact as they retell the story of the missing sheep at home!

small group

REVIEW THE STORY

1. How many sheep did the shepherd have? (100; lots)
2. How many sheep went missing or got lost? (1)
3. What did the shepherd do when one sheep got lost? (He looked for it!)
4. How did the shepherd feel when he found the sheep? (Excited!)
5. How does God feel when we decide to follow him? (Excited!)
6. **Remind kids that God loves it when just ONE person follows him, because God loves EACH one of them. Point to each kid and say "God loves _____ (child's name)." Go around the room to each kid.**

MAKE IT PERSONAL

- **Make it:**
 - Give each kid a **sheep image**:
 - Let them color and decorate it with **markers or crayons**.
 - Help kids glue up to **5 cotton balls** onto their sheep.
- **Act it out:**
 - Practice retelling the story as a group, using your new sheep crafts to create a flock. Let one kid at a time get "lost." As the shepherd, go chase them and bring them back. Each time, remind kids that Jesus chases after us and wants us to be part of God's family!
 - Play a "Sheep Sheep Shepherd" version of Duck Duck Goose. Choose a "lost sheep" to tap heads and say "sheep" in place of "duck" and then say "shepherd" in place of "goose." The "shepherd" can chase the "lost sheep" around until the "lost sheep" sits back down in the "flock."

Extra time? Let kids do a **coloring page**.



connect questions

Tell me about the Lost Sheep.

Why does Jesus care about what happens to us?


lesson supplies

Connect Time			
Item	Usage	Details	Provided by
Group sheep image	1 per room, reused	8.5x11 cardstock, color, Page 9	site

Large Group			
Item	Usage	Details	Provided by
Jesus Storybook Bible	1 per large group, reused	BiblesbytheCase.com	site



Small Group			
Item	Usage	Details	Provided by
Coloring page - The Lost Sheep	Quantity determined by site.	8.5x11 paper, black & white, Page 8	site
Markers or crayons	1 set per group, reused		site
Individual Sheep image	1 per kid	8.5x11 cardstock, black & white, cut into half sheets, Page 10	site
Cotton balls	5 per kid		KC National
Glue sticks	1 set per group		site

name



Tell me about the Lost Sheep.
Read more about this week's story in Luke 15: 1-7.







1. Song slide: for when kids enter the room (All that You Need instrumental; mp3 only; can be downloaded on website)
2. HOPS Have fun! (https://www.youtube.com/watch?v=EnF_1OFT2us&feature=youtu.be)
3. Image: Sheep
4. Video: Saddleback Kids / The Lost Sheep
(<https://www.youtube.com/watch?v=Ry2MaMyvGo&t=3s>)
5. Music Video: Wonderful Things (<https://www.youtube.com/watch?v=HvKrpOaQrus>)
6. Music Video: Robot Rock (<https://www.youtube.com/watch?v=mQcHsUevexM>)
7. Music Video: Jesus Loves Me (<https://www.youtube.com/watch?v=tguQFR95Nms>)