



K-2nd

November 17-18, 2018

DATE

Psalms and Thanksgiving

LESSON TITLE

Book of Psalms

WHERE TO FIND IT

We can praise and thank God.

MAIN POINT

schedule

Part 1 (15 minutes)

- Large Group (5-10 minutes after service starts)

Part 2 (10-15 minutes)

- Game Time

Part 3 (10 minutes)

- Cool Down Time

Part 4 (10-15 minutes)

- Large Group

Part 5 (10-15 minutes or until the end of service)

- Small Groups

tips

As kids come in, talk to them about Thanksgiving to get their minds focused on what they're thankful for. Ask them what they did (but be careful not to assume they celebrate it in a particular way).

check-in/out

- As kids arrive, give each kid a different colored dot sticker. This will determine which team they're on. Each small group needs a different color.
- Keep kids in small groups until their parents pick them up. You can use coloring pages, mazes and word searches as an extra time activity!

large group heads up

Here's this week's big idea: **We can praise and thank God.**

Part 1 (Large Group)

TODAY'S BIG IDEA:
We can thank and praise God.

Supplies: None

Video:

- Kid President's 25 Reasons to Be Thankful (0:00-3:09; <https://www.youtube.com/watch?v=yA5Qpt1JRE4>)

Time: 15 minutes

***Start large group 10 minutes into the service.**

GIVING THANKS

- **Say:** Welcome to Kids' Club, I'm so glad you're here! Can anyone tell me what special holiday is coming up? (Let kids respond.) Yep, Thanksgiving! Why do we celebrate Thanksgiving? (Let kids respond.) Yeah, it's when we give thanks for all the things we've been blessed with, and we usually get together with other people and lots of food, right!?
- **Say:** Today we're going to talk about giving thanks to someone in particular, can you guess who that might be? (Let kids respond.) Yep: God. He is a good, perfect, all-powerful creator, and he's given us everything we have. He deserves all our thanks! And that's why today's BIG IDEA is this: **We can thank and praise God.**
- **Say:** Let's watch a fun video of someone you might recognize....Kid President! He's going to give us a list of his top 25 things to be thankful! As you watch, think about all the things YOU are most thankful for.
- **Video:** **Kid President's 25 Reasons to be Thankful**
- **Say:** There are a whole lot of things to be thankful for, but there's one person who deserves all the praise: God.

PSALMS

- **Ask:** Does anyone know what the word "**praise**" means? (Let kids respond.) Basically, it's how we express our thanks to God! It's how we SHOW and TELL him that we love him.
- **Say:** Did you know there's an entire book of the Bible dedicated to praising and thanking God? It's called *Psalms*, and it was written by a guy named David.
- **Say:** This isn't just any typical book from the Bible though. It's pretty different, because it's full of SONGS! These songs don't have music that we can hear, but they're full of words giving praise to God. David wrote about all kinds of things, and he expresses a lot of different feelings too!
- **Say:** Let's check out a video to learn about these songs, or "Psalms." As you watch, think about what YOU would write a Psalm about!

Part 1 (Large Group)

TODAY'S BIG IDEA:

We can thank and praise God.

Supplies: None

Video:

- Summary of Psalms for Kids (https://youtu.be/GtG5x_3FHZg)

Time: 15 minutes

PSALMS OF THANKSGIVING

- **Video: Summary of Psalms for Kids**
- **Say:** Who can tell me some different things that the Psalms are about? (Let a few kids answer.) Great answers! There are SO many things that are in the Psalms, but one thing that is repeated over and over again is this: that God is good, and he loves us. **And because of that, we can thank and praise Him no matter what happens.**
- **Say:** Since we're talking about songs, let's play a game by having some fun with MUSIC!

Part 2 (Game Time)

Main Goal: Play a game to help kids understand today's big idea.

Supplies:

- Chair (1/kid)
- Paper (1/kid)

Video: 10-minute countdown timer

Time: 10 minutes

***Start the 10-minute timer for this activity.**

MUSICAL CHAIRS

**Prepare to play music from a CD player, itunes or any other way your room is equipped to play music.*

- **Say:** We're going to play a game of musical chairs, while listening to songs that worship God!
- **Set up:**
 - Set up one **chair** for each kid, and make two equal rows back to back, or arrange them in a circle with chairs facing outward (if you don't have enough chairs for every kid, lay pieces of **paper** on the ground as a "substitute" for the chairs).
- **Play:**
 - Start the **music** (on the keynote) and have the kids march around the chairs in a circle.
 - When you **stop** the music, the kids should race to find a chair.
 - The kid who doesn't find a chair of their own is out. Have kids stand up again, remove a chair and continue until there is only one kid left!
 - Tip:
 - If you have a very large group and need to speed up the game, you could remove more than one chair per round.

Part 3 (Cool Down Time)

Main Goal: Do an activity to help kids understand today's big idea: **We can thank and praise God.**

Supplies: None

Video: 10-minute countdown timer

Time: 10 minutes

***Start the 10-minute timer for this activity.**

ICEBREAKER QUESTION

- Break into **small groups**
- Go around your group and have each kid say their name and answer this question: **What's one thing you're thankful for?**

DEBRIEF THE GAME

- **Ask:**
 - That game was a fun way to enjoy worship music. Why do we listen to songs like that?
 - What does it mean to praise God?
 - What were the Psalms about? How did people use them?

Part 4 (Large Group)

Main Goal: Give kids a chance to respond to what they've heard today, and worship!

Supplies:

- Large sheets of tear off paper (enough so that there's 1 sheet for every 6 kids)
- Markers (1/kid)

Video:

Time: 15 minutes

*Play the **10-second countdown video** to help kids refocus as they get back into a large group.

PRAISING GOD THROUGH PSALMS

- **Say:** We're going to watch a video of Psalm 23, just as it's written in the Bible. Listen to the words that talk about Jesus being our shepherd. A shepherd is someone who watches over a flock of sheep. He takes care of the sheep, comforts them and leads them where they need to go.
- **Say:** I want you to imagine that Jesus is gently caring for you like a shepherd cares for his sheep. So get comfortable, relax, and take it in.
- **Video: Psalm 23 Sketch Video**
- **Ask:** Does anyone want to share a part of that Psalm that jumped out to you most? Something that you really loved? (Let a few kids respond.) Let's focus on the first verse of that Psalm. Can I have some read it for the group? (Let a kid read the verse.)
- **Slide: Psalm 23:1 The Lord is my shepherd; I have all that I need.**
- **Say:** This is why we can thank and praise God! Because he loves us more than we can possibly imagine. Because He gives us what we need, and he comforts us when we're sad and lonely.

THANKFUL SIMON SAYS

- **Say:** Let's play some "**Thankful Simon Says**"! I'm going to say "If you're thankful for family, then clap 3 times!" and if you ARE thankful for it, you have to follow my action! But if you're NOT thankful for something I say, then you don't have to do the action. *(Here's a list of prompts to do):*
 - If you're thankful for family, then hop on one foot
 - If you're thankful for dogs, then clap 3 times
 - If you're thankful for cats, then do 5 jumping jacks
 - If you're thankful for pizza, then touch your nose
 - If you're thankful for Kids' Club, then give someone a high five
 - If you're thankful for doctors, spin around once
 - If you're thankful for music, then sing "twinkle twinkle little star"
 - If you're thankful for brothers, touch your knees
 - If you're thankful for sisters, touch your feet

Part 4 (Large Group)

Main Goal: Give kids a chance to respond to what they've heard today, and worship!

Supplies:

Video:

- Music Video: I Just Want to Thank You (<https://www.youtube.com/watch?v=VWPpTiLecoE>)
- Everything Belongs to God (<https://www.youtube.com/watch?v=YEuN8D-LNFw>)

Time: 15 minutes

RESPOND AND WORSHIP

- **Pray:** God, you are the source of everything we have. You are good, and you care for us like a shepherd cares for his sheep. We praise you and thank you for that. amen!
- **Say:** Just like David wrote songs and used music to thank God, so can we! Let's worship and show Jesus how much we love him through singing and dancing!
- **Music Video: I Just Want to Thank You**
- **Music Video: Everything Belongs to God**

Part 5 (Small Groups)

Main Goal: Discuss today's story and how it applies to kids' lives, through asking questions and doing a hands-on activity.

Supplies:

- Thankfulness template (1/kid)
- Markers (1 set/group)
- Scissors (1 set/group)
- Glue sticks (1 set/group)
- Image sheet (1/kid)
- Stickers (3/kid)

Time: 10 -15 minutes (or until parents pick up)

PRAY AS A GROUP

If a volunteer wants to pray, let them go for it! You can also ask kids for specific things that they would like prayer for.

EXTRA TIME?

Give kids **maze and word-search activity sheets** to work on until their parents pick them up.

RESPOND TO THE STORY

• **Ask and Discuss:**

- Why did David write the Psalms? (To worship, thank and praise God, to express how he was feeling, to express how he felt about God, to talk about what God had done for him...)
- Do you think all the Psalms were about only happy feelings? What other feelings would David need to express?
- Why does God deserve our thanks and praise?

MAKE IT PERSONAL

- **Ask:** If you were writing a Psalm, what would you praise and thank God for? What would you want to express to Him?
- Give each kid a **Thankfulness template and an image sheet**. Set out **scissors, glue sticks** and **markers**.
- Tell kids that these image sheets are filled with different pictures, and they can cut them out to create **a collage of all the things they want to thank and praise God for**.
- Kids can pick and choose which pictures they want to include in their collage, then cut them out and glue them on their template. They can also draw their own pictures and words!
- As kids are working, give them each **3 stickers** to use as part of their collage.



connect questions

Tell me about the Psalms.
What are you thankful for?

lesson supplies

Large Group

Item	Usage	Details	Provided by
Adventure Bible for Early Readers	1 per large group, reused	Biblesbythe Case.com	site
Chair	1/ kid (or as many are in the room)		site
Paper	1/kid	8.5x11 paper	site


Small Group

Item	Usage	Details	Provided by
Colored dot stickers	1 per kid	Provide enough colors for each group at a service to use a separate color. Staples: Avery 5472 or Avery 5795 or Avery 5473	site
Coloring sheet - Psalms	Quantity determined by site.	8.5x11 paper, black&white, Page 10	site
Maze sheet - Psalms	Quantity determined by site.	8.5x11 paper, black&white, Page 11	site
Word search sheet - Psalms	Quantity determined by site.	8.5x11 paper, black&white, Page 12	site
Markers	1 set per group, reused		site
Thankfulness template	1 per kid	8.5x11 paper, black and white, Page 13	site
Image sheet	1 per kid	8.5x11 paper, b&w,, Page 14	site
Smiley Face Stickers	3 per kid	Oriental Trading. Funky Smiley Roll Stickers	KC National
Scissors	1 set per group, reused		site
Glue sticks	1 set per group, reused		site

name _____



name







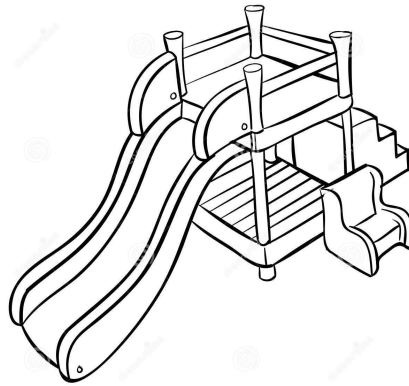
name

H	W	Y	G	P	T	S	G	A	D	A	R
I	K	W	O	R	S	H	I	P	A	B	T
C	Z	C	X	A	E	P	B	N	V	N	G
N	K	V	D	I	E	M	O	T	I	O	N
W	K	V	W	S	P	R	W	J	D	O	M
S	V	R	J	E	S	C	H	O	N	Y	Q
Y	P	J	F	K	A	G	L	M	U	S	C
G	Q	R	N	E	L	R	X	B	I	I	A
E	R	A	L	V	M	C	R	E	S	N	D
L	H	B	Q	M	S	D	N	U	D	G	P
T	I	N	S	T	R	U	M	E	N	T	S
B	I	R	E	E	V	V	I	B	Y	J	A

PSALMS
PRAISE
WORSHIP
THANKS
SING
MUSIC
INSTRUMENTS
BIBLE
DAVID
EMOTION



I Am Thankful For....





1. KC Logo Slide: for when kids enter the room (All that You Need instrumental; mp3 only; can be downloaded on website)
2. Video: Kid President's 25 Reasons to Be Thankful (0:00-3:09; <https://www.youtube.com/watch?v=yA5Qpt1JRE4>)
3. Video: Summary of Psalms for Kids (https://youtu.be/GtG5x_3FHZg)
4. Video: 10-Minute Timer (<https://www.youtube.com/watch?v=Vn31KFenBlo>)
5. Video: 10-Minute Timer (<https://www.youtube.com/watch?v=Vn31KFenBlo>)
6. Video: 10-second countdown video_111818
7. Psalm 23 Sketch Video (<https://www.youtube.com/watch?v=m6hScO-rQiM>)
8. Slide: Psalm 23:1 The Lord is my shepherd; I have all that I need.
9. Music Video: I Just Want to Thank You (<https://www.youtube.com/watch?v=VWPpTiLecoE>)
10. Music Video: Everything Belongs to God (<https://www.youtube.com/watch?v=YEUN8D-LNFw>)