

June 30-July 1, 2018

DATE

Noah

LESSON TITLE

Genesis 5-9

WHERE TO FIND IT

God keeps us safe.

MAIN POINT

schedule

First 10 minutes of the service hour:

Engage kids in cooperative play activities to help them connect to other kids.

Next 5 minutes: Connect Time

Next 25 minutes: Large Group

Last 25 minutes: Snack and Small Group

tips

Help kids clean up their stuff. Make it fun. Tell them each to pick up 10 items, or act like you're a robot while picking up, or come up with your own creative idea to engage them in clean up.

check-in/out

As kids leave, ask them questions from their story card!

large group heads up

Make sure to review the motions ahead of time, so you can teach them to kids during Large Group!



connect time

GOAL: *Connect time is all about engaging kids in a short, interactive game to prepare them for Large Group.*

- **About 5 minutes before Large Group starts:**
 - Tell kids to clean up!
 - Next, sit in a circle on the floor or line up at the door
- **Practice these motions with the kids:**
 - Today we'll hear about a guy named Noah. **Everyone say, "Noah!"**
 - Noah followed God. Let's pretend to follow God! **Pretend to walk in place.**
 - Everyone else did NOT follow God. **Show me a mean face.**
 - God sent a flood to cover the earth. **Make "waves" with your arms.**
 - God rescued Noah from the water! **Jump and shout "Yay!"**

As you walk into Large Group, encourage kids to put on their listening ears! Remind them that HOPS will be showing us how we should act in Large Group, so we have to listen!

special notes

Practice today's motions before doing them with kids: **God keeps us safe:**

- **God** (face your palm to the side, and move it downward)
- **Keeps us** (point both thumbs to yourself)
- **Safe** (hug yourself while turning side to side)

presenter tips

Here's a link to today's God's Story video:

God's Story / Noah:

<https://vimeo.com/67651166>

script

WELCOME AND INTRO

Main Goal: Review the beginning of God's story and rescue plan.

- ***Click to play intro music.**
- **Say:** Hi Friends! Welcome to Kids' Club. I'm _____ and I'm really glad you're here today. Before we get started, I want you to meet my friend HOPS.
- **Video: HOPS Obey your leaders!**
- **Say:** (Holding up the **Bible**.) *This* is God's story. Out of all the stories in the world, this is the most important. Do you know what it's called? (Let kids respond "the Bible".) That's right, the Bible! It's God's Rescue plan. It shows us how He rescued us from all the wrong things in the world.
- **Say:** In the beginning, God made the whole world and everything in it. He created the sun and the moon, the water and the land, the plants and the animals, and people like you and me! Everything was good. Give me a big thumbs up! (Let kids respond. Then change your tone.)
- **Say:** But THEN, something bad happened. Adam and Eve disobeyed God, and all the wrong things came into the world. Things like sadness and death. Show me your sad face. (Let kids respond.)
- **Say:** Even though Adam and Eve disobeyed God, God loved them anyway! He planned a great rescue so that Adam and Eve, and you and me, could be close to God again! Do you know who the Rescuer is? (Let kids say: Jesus!)

INTRO: NOAH

Main Goal: Introduce Noah, and understand why Noah needed to be rescued.

- **Say:** Now before Jesus came, the world kept getting worse and worse. People were mean to each other and even to animals. It made God very sad. Can you show me a sad face? (Let kids respond.)
- **Say:** But there was ONE guy who followed God. His name was Noah. Can you guys say, "Noah"? (Let kids respond.) Good job! He followed God, and obeyed what God said. Let's pretend to follow! Everyone walk in place. (Let kids respond by standing or staying seated.)
- **Say:** Noah went through something pretty scary, but God rescued him, and kept him safe! And guess what? God keeps US safe too! Let's practice motions to help us remember that! (Review the following motions with kids, one motion at a time; then put all the motions together):
 - **God** (face your palm to the side, and move it downward)
 - **Keeps us** (point both thumbs to yourself)
 - **Safe** (hug yourself while turning side to side)

GOD RESCUES NOAH

Main Goal: Understand that because Noah obeyed God, he was rescued!

- **Say:** Let's watch a video, and see how God kept Noah safe, and how he keeps us safe too. As we watch, see if you can figure out HOW God rescued Noah!
- **Video: God's Story / Noah**
- **Ask:** What an amazing story! Did God keep Noah and his family safe? (Let kids respond.) Yes! And did God keep all those animals safe? (Let kids respond.) Yes! And does God keep US safe too? (Let kids respond.) Yes! Let's practice our motions again:
 - **God** (face your palm to the side, and move it downward)
 - **Keeps us** (point both thumbs to yourself)
 - **Safe** (hug yourself while turning side to side)
- **Say:** Remember, Noah loved God with his whole heart, so God chose to rescue him from the flood! If you love God with your whole heart, show it by putting your hands over your heart. (Let kids respond.)
- **Ask:** When the whole earth was going to be full of water, what did God ask Noah to build, to keep him safe? (Let kids respond.) Yes, a huge boat, or ark. Can you guys say, "ark"? (Let kids respond.) Good job!

GOD RESCUES US TOO

Main Goal: Understand that God loves us, and wants to rescue us, just like he rescued Noah!

- **(Click to show loop of ocean waves)** Let's all pretend like we're riding in a boat right now. Let's sway back and forth, like there are big waves rocking us! (Respond along with kids.)
- **Ask:** Remember what Noah brought on the boat with him and his family? Two of every kind of every kind of animal! Everyone hold up two fingers. (Let kids respond.) Now let's pretend to be animals! (Act out the following animals: monkey, elephant, dog, pig, lion, frog, bumblebee, cat.)
- **Say:** Let's watch one more video about Noah, and see how God kept him safe and rescued him!
- **Music Video: Noah (God's Friend)**
- **Say:** God rescued Noah, and kept him safe, because God LOVED Noah! And guess what? God keeps us safe too, because he LOVES us! Let's practice our motions to help us remember:
 - **God** (face your palm to the side, and move it downward)
 - **Keeps us** (point both thumbs to yourself)
 - **Safe** (hug yourself while turning side to side)

WRAP UP AND WORSHIP

Main Goal: Help kids interact through prayer and worship!

Notes:

- **Say:** Great job everybody! Now let's pray together and thank God for rescuing Noah, and us. Remember, when we pray, we actually TALK to Jesus, and he LISTENS to us! (Pray, breaking it into smaller, repeatable phrases.)
- **Pray:** Hi God! We love you so much. Thank you for rescuing Noah. Thank you for rescuing us too, and keeping us safe. Aaaa-men!
- **Set up worship:** Let's show God how thankful we are by worshipping him! Everybody stand up, and get ready to sing and dance!
- **Music Video: Wonderful Things**
- **Music Video: Robot Rock**
- **Music Video: Let All That I Am Praise the Lord**

Dismiss kids to small groups. (Be creative as you dismiss them. Ask them to come give you a high five first, or maybe tiptoe or hop--like Hops--to their groups.)



instructions

Goal: Kids will (1) understand how God rescued Noah from a flood and (2) recognize that he rescued us too (but in a different way).

Why? We want kids to begin to see God as our Rescuer.

Tip: As you complete today's activity, retell the whole story as much as you can. Repetition will help kids grasp it!

small group

REVIEW THE STORY

Have kids **sit in a circle on the carpet. One volunteer can review the story with kids, while another volunteer prepares the activity. Then, kids can have snack afterward.*

1. Review parts of the story and do these motions with kids:

- Today we'll hear about a guy named Noah. **Everyone say, "Noah!"**
- Noah followed God. Let's pretend to follow God! **Pretend to walk in place.**
- Everyone else did NOT follow God. **Show me a mean face.**
- God sent a flood to cover the earth. **Make "waves" with your arms.**
- God told Noah to build a boat, and Noah was safe from the water! **Jump and shout "Yay!"**

2. Ask:

- Who else was safe in the boat with Noah? (His family and lots of animals.)
- What did God put in the sky after the flood? (A rainbow—it was a promise that God would never send a flood to the whole world again!)
- Does God keep US safe too? (Yes!)

3. Practice the motions for today's main point:

- **God** (face your palm to the side, and move it downward)
- **Keeps us** (point both thumbs to yourself)
- **Safe** (hug yourself while turning side to side)

LEARNING THROUGH PLAY

- Give each kid **10 animals: 2 blue, 2 red, 2 green, 2 yellow, and 2 purple.** (Kids will not be taking these home, so make sure to collect them after Small Group is over).
- Set out **5 boats: 1 blue, 1 red, 1 green, 1 yellow and 1 purple**
 - Spread the boats out amongst the tables so that a 1-2 boats are on each table.
- See next page for instructions.

- Tell kids that we're going to put all these animals into the boats, just like Noah put all the animals onto his boat! You can't put the animals in just any boat though; show kids that they have to **put the animal in the boat that matches its color**. A red animal goes in the red boat, and a purple animal goes in the purple boat, etc. (You may need to physically demonstrate it for kids.)
- Let kids sort all the animals into their matching colored boats, and if they want to, let them start over and do it all again! (Some kids will be done quickly, and some will want to do it over and over again!)
 - Kids will be up and moving for this activity. They'll have to go from table to table to find the right color to match.
- Give each kid a **story card** to take home.
- ***Collect animal cards so they can be reused for the next service.**

*Extra time? Give kids a **coloring sheet**. Then, try an animal party, Noah's ark style! Pretend you're all on the ark. Choose one person to be "Noah." He or she is the leader, which means they name any animal they want; then everybody imitates that animal! Be as loud and crazy as you want. Do sounds, movements, or both!*



connect questions

Tell me about Noah.
How did God rescue Noah?


lesson supplies

Connect Time			
Item	Usage	Details	Provided by
No Supplies Needed			

Large Group			
Item	Usage	Details	Provided by
Jesus Storybook Bible	1 per large group, reused	BiblesbytheCase.com	site





Small Group			
Item	Usage	Details	Provided by
Coloring Page	1 per kid	Black and white paper, Page 9	site
Markers	1 set per small group, reused	In room	site
Animal images	2 of each color per kid (blue, red, green, yellow, purple); reused- 10 per kid	8.5x11 cardstock, color, cut into fourths, Pages 10-14	site
Boat images	1 of each color per room (blue, red, green, yellow, purple); reused	11x17 cardstock, color LINK HERE	site
Story card	1 per kid	8.5x11 cardstock, color, cut into fourths, Page 15	site





name _____



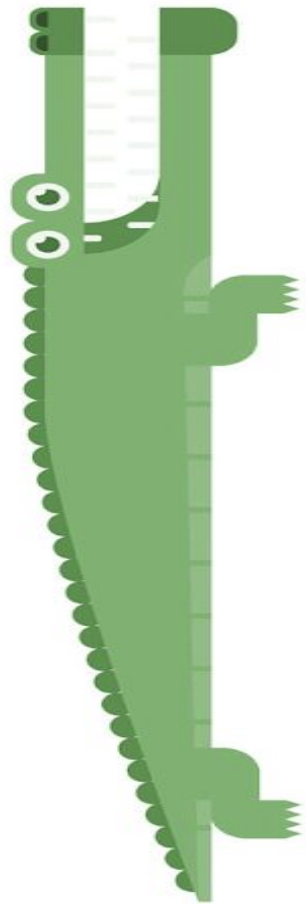



Tell me about Noah.
How did God rescue Noah?

Read more about this story in Genesis 5-9.











Noah

- Noah followed God!
- God rescued Noah from the flood.
- God kept Noah safe, and God keeps US safe! (Practice these motions at home!)
 - **God** (face your palm to the side, and move it downward)
 - **Keeps us** (point both thumbs to yourself)
 - **Safe** (hug yourself while turning side to side)

Check out more about this story in **Genesis 5-9.**

www.CrossroadsKidsClub.net

Noah

- Noah followed God!
- God rescued Noah from the flood.
- God kept Noah safe, and God keeps US safe! (Practice these motions at home!)
 - **God** (face your palm to the side, and move it downward)
 - **Keeps us** (point both thumbs to yourself)
 - **Safe** (hug yourself while turning side to side)

Check out more about this story in **Genesis 5-9.**

www.CrossroadsKidsClub.net

Noah

- Noah followed God!
- God rescued Noah from the flood.
- God kept Noah safe, and God keeps US safe! (Practice these motions at home!)
 - **God** (face your palm to the side, and move it downward)
 - **Keeps us** (point both thumbs to yourself)
 - **Safe** (hug yourself while turning side to side)

Check out more about this story in **Genesis 5-9.**

www.CrossroadsKidsClub.net

Noah

- Noah followed God!
- God rescued Noah from the flood.
- God kept Noah safe, and God keeps US safe! (Practice these motions at home!)
 - **God** (face your palm to the side, and move it downward)
 - **Keeps us** (point both thumbs to yourself)
 - **Safe** (hug yourself while turning side to side)

Check out more about this story in **Genesis 5-9.**

www.CrossroadsKidsClub.net

A/V needs

Preschool



1. Song slide: for when kids enter the room (All that You Need instrumental; mp3 only; can be downloaded on website)
2. Video: HOPS Obey your leaders! (<https://vimeo.com/67408011>)
3. Video: God's Story / Noah (<https://vimeo.com/67651166>)
4. Loop: Ocean Waves (0:00-0:30)(https://www.youtube.com/watch?v=K9Lk2_3kf8Y)
5. Music Video: Noah (God's Friend) (<https://vimeo.com/28153085>)
6. Music Video: Wonderful Things (<https://youtu.be/HvKrpOaQrus>)
7. Music Video: Robot Rock (<https://www.youtube.com/watch?v=mQcHsUevexM>)
8. Music Video: Let All That I am Praise the Lord (<https://youtu.be/AIBhafcbCEI>)