



3rd - 5th

June 30-July 1, 2018

DATE

Joseph

LESSON TITLE

Genesis 37-48

WHERE TO FIND IT

Even on our worst days, God is always with us.

MAIN POINT

schedule

***We're switching up the schedule this month!**
The hour is broken up into FIVE parts,
alternating between large and small groups:

Part 1 (5-10 minutes)

- Small groups (5 minutes after service starts)

Part 2 (15-20 minutes)

- Large group

Part 3 (10 minutes)

- Game or small groups

Part 4 (10-15 minutes)

- Large Group

Part 5 (10 minutes or until the end of service)

- Small groups

tips

How to prepare for timing of the new lesson format:

- Before Large Group portions of the lesson, play the 10-second countdown timer to help draw kids attention to where they should go. There's a funny clip at the end too!
- There are 10-minute keynote timers during part of the lesson that requires a game and transition.

check-in/out

- As kids arrive, give each kid a different colored dot sticker. This will determine which team they're on. Each small group will need a different color.
- Prepare all activity supplies before the activities start!
- Keep kids in small groups until their parents pick them up, while one volunteer checks kids' name tags at check out.

large group heads up

How to prepare for activities in this new lesson format:

- Assign groups at the beginning of the hour by giving every kid a different colored sticker.
- Kids may return to these small groups throughout the hour, and they need to know **WHERE** that small group should sit.

Part 1 (Small Groups)

SPLIT INTO SMALL GROUPS

Main Goal: Get to know the kids in your group, and have them answer a personal question about themselves.

Supplies:

- None

Time: 5-10 minutes

Tip: As kids arrive, give each kid a different colored dot sticker. This will determine which team they're on. Each small group will need a different color.

***Start small groups 5-10 minutes into the service. Presenter should play the 5 minute countdown video.**

CONNECT WITH KIDS:

- Welcome kids and let them know you're glad they're here today.
- Go around the group and have each kid share:
 - What's your name?
 - Tell us about a really good day you've had, OR a really bad day you've had. Why was it good/bad?
- Extra time? Ask kids what the best or worst part of their week was.

TRANSITION

- When 5 minutes are up and the presenter plays the **10 second countdown video**, transition kids to Large Group.
- **Say:** Let's all get into one large group by **skipping backwards to a spot on the carpet!**

Part 2 (Large Group)

GATHER IN ONE LARGE GROUP

Main Goal: Introduce and discuss today's BIG IDEA:

Even on our worst days, God is always with us.

Supplies: None

Video:

- Wonder / There Are No Nice People (https://youtu.be/COKLb_v50-k)

Time: 15 minutes

***Play the 10 second countdown video** to draw kids in, and help them transition into large group. Click to show the KC logo slide once everyone is seated.

INTRO: GOD IS ALWAYS WITH US

- **Welcome:** Hi everybody, welcome to Kids' Club. I'm so happy to see you guys here!
- **Say:** Today we'll hear about a guy named Joseph who went through some really GREAT days...and some really HORRIBLE days too. His life was full of ups and downs, but no matter what happened, he knew that God was always with him. **Which leads to our BIG IDEA for today: Even on our worst days, God is always with us.**
- **Say:** If you've ever had a really good day, show me a peace sign! (Let kids respond.) Now, if you've ever had a bad day...one that just made you *miserable*, give me a thumbs down. (Let kids respond.)
- **Say:** Yeah, we all have those days sometimes. We go through things that are really hard, and make us sad, lonely, angry, or disappointed.
- **Say:** Let's check out a movie clip from the movie, "Wonder". It's about a boy named Oggy who's going through something really hard, and he feels like there's no one who understands.
- **Video: Wonder / There Are No Nice People**
- **Say:** So why did Oggy feel so bad? (Let kids respond.) Yep, his best friend said something mean about him, and because he looks different than other kids, he feels like no one can ever understand what he's going through. But by the end of that scene, he realizes that everyone goes through those things!

JOSEPH'S STORY

- **Say:** If anybody understands having a bad day, it's Joseph. His life seemed to be going really great: he was his dad's favorite son, he got special gifts, and life was AWESOME. But some really *not-great* things were about to happen.
- **Say:** As we watch this video, see if you can figure out why Joseph trusted and followed God, even when his life was turned upside down. (Continued on next page.)

Part 2 (Large Group cont.)

GATHER IN ONE LARGE GROUP

Main Goal: Understand Joseph's story, and see how it relates to kids' lives.

Supplies: None

Video:

- God's Story / Joseph (<https://youtu.be/TQzkLJrt9pE>)

Time: 15 minutes (Cont.)

JOSEPH'S STORY (Continued)

- **Video: God's Story / Joseph**
- **Say:** And even after so many bad days, Joseph was actually able to say that God used them for *good*. Has anybody ever been able to call a bad day "good" before? (Let kids respond.) It's pretty hard, isn't it?
- **Ask:** Why was Joseph able to say that God used all this for good? (Let kids speculate.) Yep, God used Joseph to save his family. And Joseph ended up being one of the most powerful people in all of Egypt, even though he was sold as a slave and thrown into jail!
- **Say:** You see, Joseph knew that God had a bigger plan. That's why he trusted and followed God, no matter what happened. Because even though it may have seemed like everything was going wrong, God was behind the scenes the whole time, planning for his family to be rescued!
- **Say:** Remember: **Even on our worst days, God is always with us.**

TRANSITION

- We're going to play a game to help us understand how we all go through both good and bad days, but God never leaves us. Everyone stand up and get into small groups (stay in the large group area and direct kids to find their groups).

***Start the 10-minute timer for the next part of the lesson.**

Part 3 (Game Time)

GATHER IN ONE LARGE GROUP

Main Goal: Play a game to help kids understand how it can be hard to keep following God during hard times.

Supplies: None

Video: None

Time: 10 minutes

GROWING GESTURES

- **Say:** We're going to play a game to help us practice FOLLOWING, because Joseph followed God no matter what hard things he went through, and God never left him.
- Break up into **small groups** (If one adult has to lead several groups, that's OK.)
- Choose a leader to make up a gesture (Any type of movement will do—a head nod, a shrug, sticking one arm in the air, a silly face, standing up then sitting down, etc.)
- Move around the circle clockwise. The second person must mimic the leader's movement and add his/her own. The third person must repeat the first *and* second persons' *and* his/her own.
- Continue adding motions as each kid takes their turn in the circle. This should become very difficult and very silly!
- *Alternative way to play:* If kids seem shy, put them in pairs and let groups of two make up and mimic gestures.
- **Debrief (as a large group OR in small groups):**
 - What was hard about that game? Why did it get "harder" as it went along?
 - How do you think Joseph felt when his life kept getting harder and harder? Did he keep trusting God, even though more and more bad things kept happening?

TRANSITION

- **Say:** Let's get back into one large group, and hear some more about Joseph, and how God never leaves us!
- **Suggestion:** Have kids try to do the "floss" dance as they go find a place to sit (if you don't know what the floss is, they will!)

Part 4 (Large Group)

GATHER IN ONE LARGE GROUP

Main Goal: Give kids a chance to respond to what they've heard today, and worship!

Supplies: None

Video:

- Take a Minute / Trust (<https://youtu.be/TQzkLJrt9pE>)
- God's Story / Quick Version (<https://youtu.be/N2brYazJlcE>)

Time: 15 minutes

Tip: There are two music videos; one is a motion video and one is a non-motion video. You can choose to play both, or choose one of them to fit the atmosphere of your room, and what you think kids will respond best to.

***Play the 10 second countdown video** to draw kids in, and help them transition into large group. Click to show the KC logo slide once everyone is seated.

TRUSTING GOD

- **Say:** Great job with that game, you all are pretty good at remembering crazy motions! That game got harder as it went along, because you had to keep adding more and more motions!
- **Say:** Now real life isn't exactly like that game, but we DO keep going through hard things, just like Joseph did. Things just kept piling up for him, and he could have easily let it defeat him. But instead, he did something else: He trusted God. He trusted that God was with him no matter what, and that God would take care of him...even on his worst days!
- **Say:** Let's check out a video that will help us imagine how WE can trust God too. Everyone get comfy, and pay close attention to what the video says.
- **Video: Take a Minute / Trust**
- **Ask:** Is it always easy to trust that God will take care of us? (Let kids respond.) Nope, sometimes it's really hard to trust God. Sometimes we think there's no way he'll take care of us, or there's no way he can fix all the bad things that happen to us.
- **Say:** But guess what? God makes us a promise in the Bible, and tells us we don't need to worry.
- **Slide: Isaiah 41:10 So do not be afraid. I am with you. Do not be terrified. I am your God. I will make you strong and help you. I will hold you safe in my hands. I always do what is right.**
- **Say:** Who wants to tell the room what you think that verse means? (Let a kid respond.) Yep, it means that God is always here for us, he always loves us, and he will keep us safe, just like he kept Joseph safe. He has good things planned for every one of us! So remember: **Even on our worst days, God is always with us.**
- **Say:** Let's watch a quick version of today's story to help us remember how God stayed with Joseph through the good and the bad!
- **Video: God's Story Quick Version / Joseph**

Part 4 (Large Group cont.)

GATHER IN ONE LARGE GROUP

Main Goal: Give kids a chance to respond to what they've heard today, and worship!

Supplies: None

Video:

- Never Let You Down (<https://youtu.be/ba39etnDzwk>)
- Good Good Father (https://youtu.be/eE_l-Klp2Uk)

Time: 15 minutes (Cont.)

Tip: There are two music videos; one is a motion video and one is a non-motion video. You can choose to play both, or choose one of them to fit the atmosphere of your room, and what you think kids will respond best to.

WORSHIP AND PRAYER

- **Say:** Right now, let's watch a video to help us worship God, and express to him how we feel today. As you listen to the words, you'll hear how God has never let us down, and he never will. You can stay seated and watch, or get up and dance or clap along!
- **Music Video: Never Let You Down**
- **Music Video: Good Good Father (Motion Video)**
- **Pray:** *Call a kid to come up and use your microphone to pray for the whole group.*

TRANSITION

- **Say:** Now it's time to get into our small groups. **Let's see if you can be the first one to your group by walking on your knees!** (Direct kids where to find their team color.)

***Dismiss kids to small groups for the rest of the hour.**

Part 5 (Small Groups)

SPLIT INTO SMALL GROUPS FOR THE REST OF THE HOUR.

Main Goal: Discuss today's story and how it applies to kids' lives through asking questions and doing a hands-on activity.

Supplies:

- Coat templates (1/kid-place an assortment of coats on each table)
- Wax sticks (5 per kid)
- Paper strips (3 per kid)
- Markers/Scissors/ Glue sticks (1 set of each per group)

Time: 10 minutes

Tip: You can ask the review questions at the beginning of Small Group, or DURING the activity.

RESPOND TO THE STORY

- **SAY:**
 - **Ask:** Remember when Joseph's dad gave him an amazing gift? What was it?
 - **Say:** We're going to design our own unique, colorful coats to remind us that God has good things planned for us, and he will be always be with us, even when on our worst days.
- Set out **scissors, glue sticks, and markers.**
- Lay out **various coat templates** (there are 4 designs total, you can lay them out and let kids choose which one they want).
- Give each kid:
 - **5 wax sticks**
 - **3 paper strips**
- Then they can **design and decorate their coat** with the materials by gluing paper strips and "sticking" the wax sticks down (the wax sticks shouldn't need to be glued if you press them down to the paper). They can cut the wax strips and paper strips into smaller pieces and make them into designs, etc.
- **As kids work, discuss:**
 - Share your favorite part of today's story—or one part that surprised you?
 - How did God rescue Joseph throughout his life? How did he turn the "bad" into "good"?
 - If you were Joseph, would you have kept following God during the bad times? Why or why not?
 - Have you had any bad days lately when you really needed to trust God?
 - *Tip: If it's helpful, remind kids sometimes bad things don't always turn into good things; they're just bad, and that's okay. But God is still there, taking care of us and keeping us safe.*

EXTRA TIME?

- Give kids **maze and word-search activity sheets** to work on until their parents pick them up.

***Keep kids in small group until parent pickup.**



connect questions


Tell me about Joseph.
How can we trust God?

lesson supplies

Large Group			
Item	Usage	Details	Provided by
Adventure Bible	1 per large group, reused	Biblesbythe Case.com	site

Small Group			
Item	Usage	Details	Provided by
Colored dot stickers	1 per kid	Provide enough colors for each group at a service to use a separate color. Staples: Avery 5472 or Avery 5795 or Avery 5473	site
Maze sheet - Joseph	Quantity determined by site.	8.5x11 paper, black&white, Page 10	site
Word search sheet - Joseph	Quantity determined by site.	8.5x11 paper, black&white, Page 11	site
Coat template 1	1 for ¼ kids in the room	8.5x11 cardstock, black&white, Page 12	site
Coat template 2	1 for ¼ kids in the room	8.5x11 cardstock, black&white, Pages 13	site
Coat template 3	1 for ¼ kids in the room	8.5x11 cardstock, black&white, Pages 14	site
Coat template 4	1 for ¼ kids in the room	8.5x11 cardstock, black&white, Pages 15	site
Wax sticks	5 per kid	Oriental Trading, Wax Craft Sticks	KC National
Paper strips	3 per kid	OfficeSupply.com, HYX17018	KC National
Markers	1 set per group		site
Scissors/Glue sticks	1 set per group		site

name

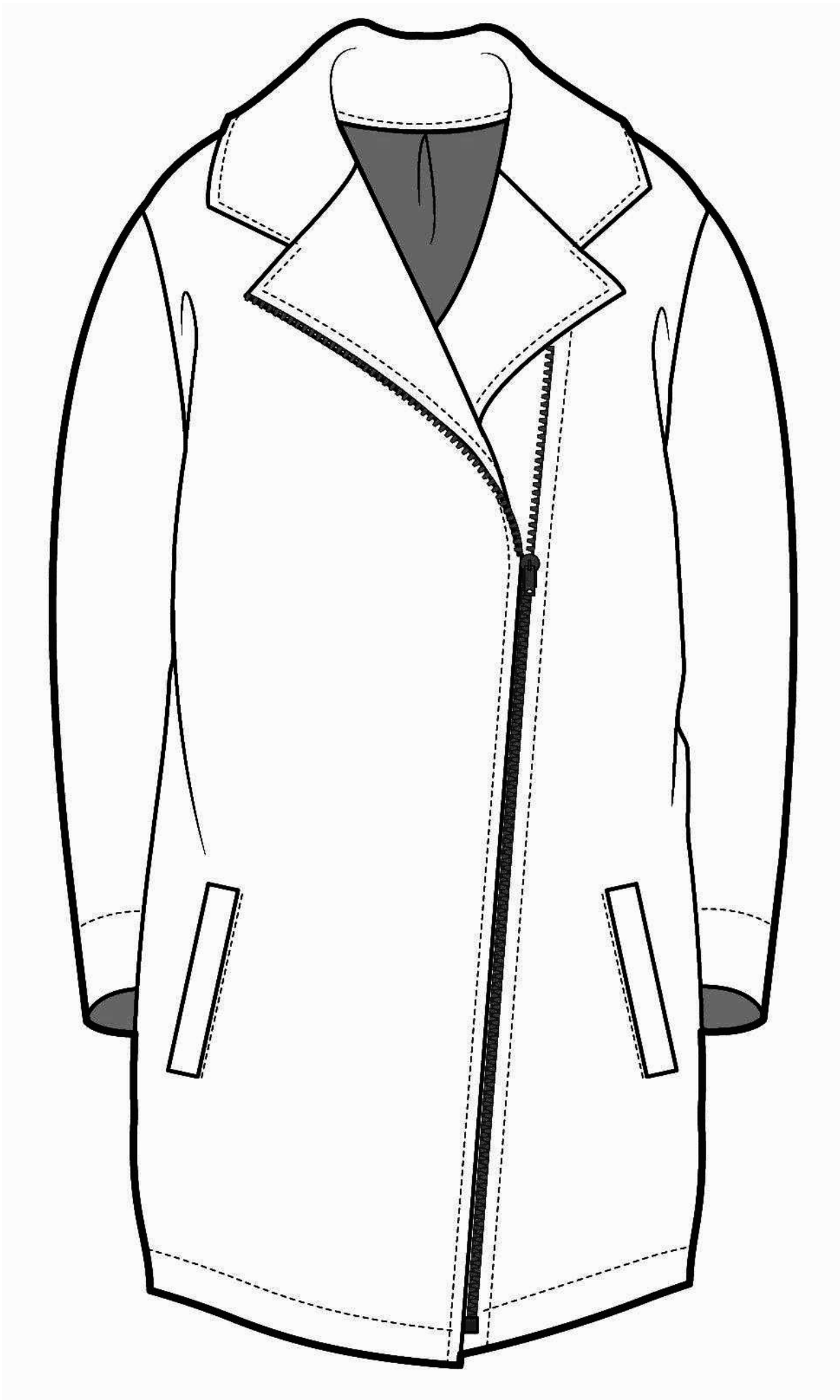


name

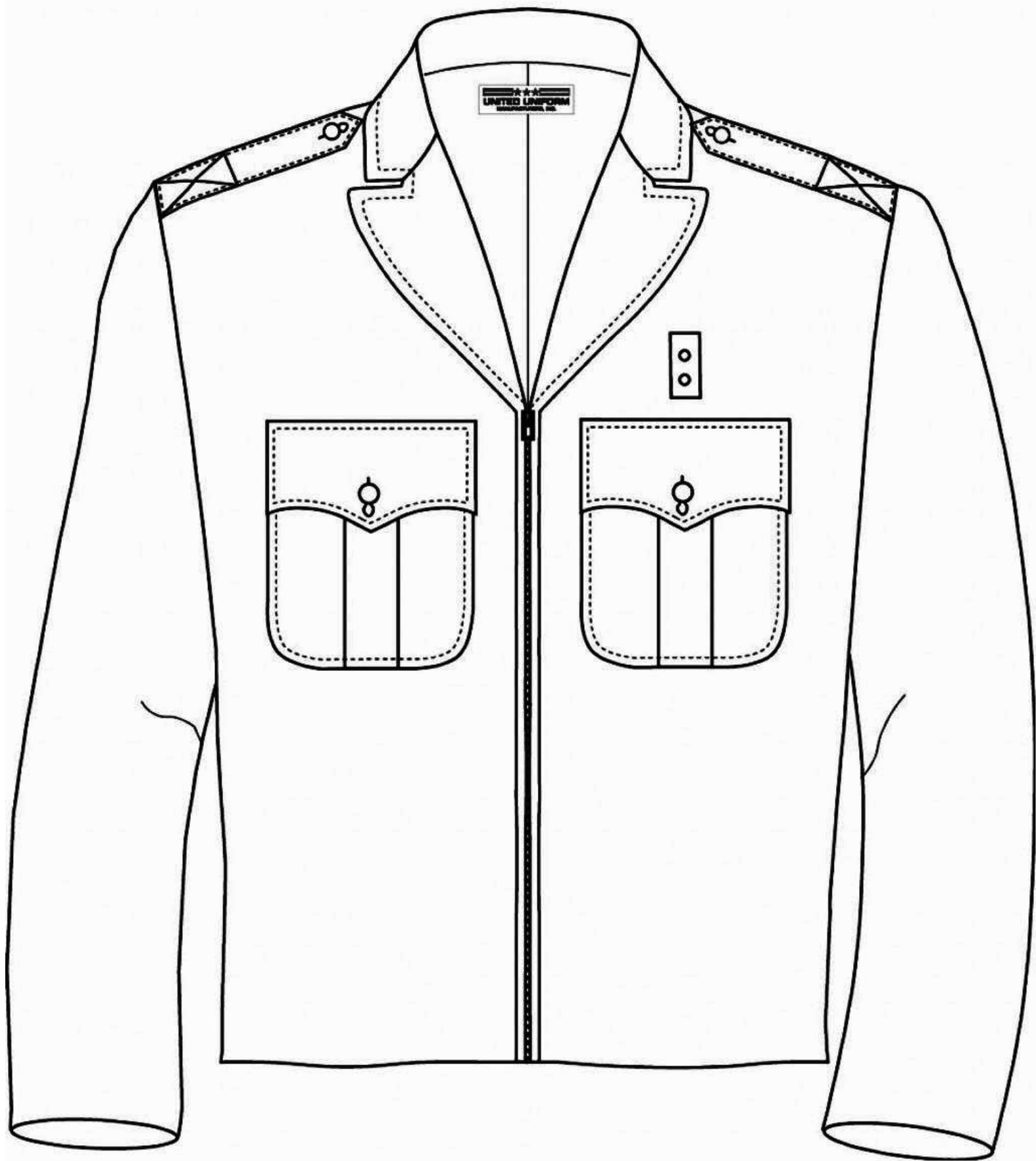
U P Y K Q J G V A T F W C X I
H S J Q G C T F H Z U S V Z L
E B F O R G I V E M J A L F C
S G D E T T Y R E V A L S K Y
R O M S F W L F X Z T D T H A
E H U N L I H C R A R E C G E
H R I E A K W L O E V O O B E
T T K J Y Z R C A Q W D L K L
O B T N Q X K M Y F Z P O H R
R P O P C M S D L E S J R A U
B B R E Y U M U O D P O F K A
A O D O F G C M L F W S U X M
O Q N C J U E C R E F E L P V
U X D O Y B P V R Q P P B D U
I X H O S A C W Y C K H D C O

JOSEPH
BROTHERS
COAT
COLORFUL
TRUST
GOD
SLAVERY
JAIL
EGYPT
FORGIVE
DREAMS











***Use the Science Experiment slides for this lesson**

1. KC Logo Slide: for when kids enter the room (All that You Need instrumental; mp3 only; can be downloaded on website)
2. Video: 5 minute Countdown Video (<https://www.youtube.com/watch?v=-BninSrxsqM>; no sound)
3. Video: 070118_Dancing Cat (KC/SM media videos songs>videos>miscellaneous)
4. Video: Wonder / There Are No Nice People (0:00-2:46; https://youtu.be/COKLb_v50-k)
5. Video: God's Story / Joseph (<https://youtu.be/TQzkLJrt9pE>)
6. Video: 10-Minute Timer (<https://www.youtube.com/watch?v=Vn31KFenBlo>)
7. Video: 070118_Jumping Seals (kC/SM media videos songs>videos>miscellaneous)
8. Video: Take a Minute / Trust (<https://youtu.be/TQzkLJrt9pE>)
9. Slide: Isaiah 41:10 So do not be afraid. I am with you. Do not be terrified. I am your God. I will make you strong and help you. I will hold you safe in my hands. I always do what is right.
10. Video: God's Story / Quick Version (<https://youtu.be/N2brYazJlcE>)
11. Music Video: Never Let You Down (<https://youtu.be/ba39etnDzwk>)
12. Music Video: Good Good Father (https://youtu.be/eE_I-Klp2Uk)