



K-2nd

June 16-17, 2018

DATE

Science Experiments: The Fall

LESSON TITLE

Genesis 3

WHERE TO FIND IT

We need a rescuer!

MAIN POINT

schedule

***We're switching up the schedule this month!**
The hour is broken up into six parts, alternating between large and small groups:

Part 1 (10 minutes)

- Large group (5 minutes after service starts)

Part 2 (10 minutes)

- May be in one large group OR small groups

Part 3 (10 minutes)

- Gather kids back into one large group

Part 4 (10 minutes)

- May be in one large group OR small groups

Part 5 (10 minutes)

- Gather kids back into one large group

Part 6 (10 minutes)

- Return to small groups until pick up

tips

How to prepare for timing of the new lesson format:

- Plan each section of the hour to take 10 minutes.
- There are 10-minute keynote timers to help kids see when they need to transition. Start this timer for parts of the lesson that have an activity.
- When the timer is up, the activity is done, and kids transition back to Large Group.

check-in/out

- Prepare all activity supplies before the activities start!
- As kids arrive, greet them with a smile and call them by name!
- Keep kids in small groups until their parents pick them up, while one volunteer checks kids' name tags at check out.

large group heads up

How to prepare for activities in this new lesson format:

- Assign groups at the beginning of the hour by giving every kid a different colored sticker.
- Kids may return to these small groups throughout the hour, and they need to know **WHERE** that small group should sit.

Part 1 (Large Group)

GATHER IN ONE LARGE GROUP

Main Goal: Introduce and discuss today's BIG IDEA, that we live in a broken world, so we need a rescuer.

Supplies: None

Time: 10 minutes

Tip: As kids arrive, give each kid a different colored dot sticker. This will determine which team they're on. Each small group will need a different color.

- **Welcome:** Hi everybody! Welcome to Kids' Club. I'm so happy to see you guys here. This month we've been hearing all about how God created us. But today, we're going to talk about how creation got messed up...and because of that, we need a rescuer.
- **Say:** Here's our BIG IDEA for today: We live in a broken world, so we need a rescuer.
- **Say:** Remember, God first created a perfect world, and he made people, US, to live in it. And He created each of us in a unique way, exactly as he wanted us.
- **Say:** We're learning a verse for this month, and it's all about how and why God created everything! Let's check it out:
- **Slide:** **Colossians 1:16a All things were created in him. He created everything in heaven and on earth. He created everything that can be seen and everything that can't be seen.**
- **Say:** God created everything, exactly as he wanted it. It was perfect, and GOOD. But unfortunately, something happened to change all that. Something made God's perfect world...IMPERFECT.
- **Ask:** Think about it: Have you ever made something that somebody messed up? Maybe it was a cool art project that got ruined. Maybe a little brother or sister took something that belongs to you and broke it. Raise your hand if you've ever had somebody mess up something you care about (let kids respond).
- **Say:** Well, after God made people....they chose to disobey him. That means that they did what THEY wanted to do, instead of what God wanted them to do! And because of that, the world was not perfect anymore.

TRANSITION

- Let's play a game to help us see what happens when we obey, or disobey! (Have kids stay in one group, or split into small groups for the next activity. Do what's best for you room.)

***Start the 10-minute timer for the next part of the lesson.**

Part 2

SPLIT INTO SMALL GROUPS OR STAY IN ONE LARGE GROUP.

Main Goal: Play a game to illustrate how sin ruined the perfect world God created.

Supplies: None

Time: 10 minutes

Tip: Instead of saying “Leader, may I?” you could have kids say your name instead! (Ex: John, May I...?)

LEADER, MAY I?

- Line kids up facing you at a predetermined location (a wall) or a table along the side of your group’s “area.”
- Stand on the opposite side, away from the kids. There’s a couple ways to play this game, depending on if you have a lot of kids, or not too many:
 - One at a time, kids take turns and request to move forward a specific number and type of steps (like 3 baby steps, 2 giant steps, 1 sideways step, 6 jumping jack steps, etc.).
 - Before their request, kids must say, “Leader, may I” (For example, “Leader may I take 2 baby steps?”)
 - You can answer yes or no, and **they must obey** either way. If you say yes, they can do what they originally asked. If you say no, you have to give them another option, and they have to obey.
 - The goal is for someone to get to the leader first!
- **Alternatively**, tell kids a command FIRST, like “If you have on green, take 2 giant steps forward!” Anyone who has on green then has to say “Leader May I?”. The leader then says, “Yes, you may!”
- All kids with green can now take two giant steps.
- Continue telling kids with certain characteristics to do different commands (boys, girls, kids with yellow, kids wearing jeans, brown hair, etc.)
- Once somebody reaches you, ask:
 - What was the goal of that game?
 - Do you guys think God would have said “yes” or “no” when you asked to get closer to him?
 - Why do you think God wants to be close to us?
- Play additional rounds if the game ends before 10 minutes are up.

TRANSITION

- **Say:** Now let’s all get back into one large group by **scooting on your bottom to your spot!**

***When the 10-minute timer is up, go back to Large Group.**

Part 3 (Large Group)

GATHER IN ONE LARGE GROUP

Main Goal: Understand how sin changed the world, and made it imperfect.

Supplies: None

Video:

- God's Story / The Fall (<https://vimeo.com/44267906>)

Time: 10 minutes

- **Ask:** Did you have fun playing that game? Did anyone reach the leader? Great job! When you were playing, what did you have to do to reach the leader? (Let kids respond.) Yep, you had to obey them, and do exactly as they said!
- **Say:** But in today's story, after God created the world, and he made Adam and Eve to live in it...Adam and Eve decided to NOT obey God. And because of that choice, the perfect world...wasn't perfect anymore.
- **Say:** Let's watch today's science experiment video, and see to two perfectly nice glasses of water. One of them stays the way it's supposed to, and one does not.
- **Video: Sink or Swim**
- **Ask:** So what happened to everything that went into the blue glass? (Let kids respond.) That's right, it all sunk and got ruined. Adding one ingredient to the water changed everything!
- **Say:** That's a little like what happens in today's story. God's perfect world became NOT perfect. Let's remember our BIG IDEA for today: **We live in a broken world, so we need a rescuer.**
- **Say:** We're going to watch a video of what happened. As you watch, see if you can figure out why our home isn't perfect anymore.
- **Video: God's Story / The Fall**
- **Ask:** So what did humans do to mess up the perfect world? (Let kids respond.) That's right, they made a choice to disobey God and eat the fruit that he told them not to eat. And with that one wrong choice, suddenly the world wasn't perfect anymore.
- **Say:** Wrong choices, which are called sins, entered the world and led to more and more and more wrong choices. And now we know what it feels like to be sad and hurt.
- **Say:** Luckily, God came up with a plan to bring us close to him again, because he loves us!

TRANSITION

- **Say:** Now let's do another fun game to help us understand that none of us are perfect—we all fall sometimes! (Have kids stay in one group, or split into small groups for the next activity. Do what's best for you room.)

***Start the 10-minute timer for the next part of the lesson.**

Part 4

SPLIT INTO SMALL GROUPS OR STAY IN ONE LARGE GROUP.

Main Goal: Play a game to illustrate how we all stumble, fall and make mistakes, and that's why we need a rescuer!

Supplies:

- Plastic spoons (3/kid)

Time: 10 minutes

BALANCING ACTS

- **Say:** We're going to do some challenges to help us understand how that we all stumble and fall sometimes.
- **Challenge #1:**
 - Give each kid a **plastic spoon** (they will be able to take it home). See who can balance the spoon on their nose the longest (if they can't do that, have them balance it on their head, etc.)
 - Then hand out more spoons and challenge kids to see how many spoons they can balance on their nose, on their head, on their fingers, etc.
- **Challenge #2:**
 - Stand on one leg. See who can stay balanced the longest. (If this is too easy, give them tasks to do while balancing on one leg, like hopping in a circle, wiggling their arms up and down, standing on tip toes, etc.)
- **Challenge #3:**
 - Balance on one leg AND balance the spoon on your nose. See who can keep both balanced the longest. (You can also incorporate extra challenges you gave in the first two tasks.)
 - Let kids come up with their own challenges if there's time!
- **Ask:**
 - Can you keep standing on one leg forever? (No!)
 - Do WE ever stumble and make mistakes?
 - What, or WHO, do we need, to bring us close to God, even when we sin?

TRANSITION

- **Say:** Now let's all get back into one large group by pretending to run in slooow motion!

***When the 10-minute timer is up, go back to Large Group.**

Part 5 (Large Group)

GATHER IN ONE LARGE GROUP

Main Goal: Give kids a chance to respond to what they've heard today, and worship!

Supplies: None

Video:

- More Like You Are (<https://youtu.be/CzLAIfOslo>)
- Open My Eyes (<https://youtu.be/jAh0avXdgJ0>)

Time: 10 minutes

- **Say:** Let's remember our BIG IDEA for today: **We live in a broken world, so we need a rescuer.**
- **Ask:** Let's talk about who this rescuer is, anyone want to guess? (Let kids respond.) Yep, it's Jesus! God came up with a plan to send his own son, Jesus, to take the punishment for the wrong things we did. That way, God can be close to us. And one day, He'll RE-create the whole world so that it's a perfect home again!
- **Say:** And because Jesus has already died to take our punishment, we can choose right now to accept that rescue and be close to God. And even though we have to live in a world full of wrong things, God is close to us and wants to help us.
- **Say:** Let's talk to God about this. First, close your eyes (pause). Now think about the hard parts of this world or the times you've disobeyed God. Maybe there's something you need God to help you to do, or stop doing. Instead of worrying, finish this sentence in your head: God, I need help with _____. (Let kids respond.)
- **Say:** Let's look at our verse again to remind us that God is in control, and no matter what we do or how much we mess up, he is the almighty creator of the universe, and he loves us.
- **Slide: Colossians 1:16a All things were created in him. He created everything in heaven and on earth. He created everything that can be seen and everything that can't be seen.**
- **Say:** One way we can thank God for this is by singing to him in worship. Everybody stand up and let's sing to God, and express to him how much we love him!
- **Music Video: More Like You Are**
- **Music Video: Open My Eyes**
- **Pray:** *Thank God for loving us so much, that he sent us a rescuer, and he will never abandon us, no matter what we do or how we mess up!*

TRANSITION

- **Say:** Now it's time to get into our small groups. **Let's see if you can be the very first person to your seat in your small group!** (Direct kids to find their team color.)

***Dismiss kids to small groups for the rest of the hour.**

Part 6

SPLIT INTO SMALL GROUPS FOR THE REST OF THE HOUR.

Main Goal: Do a craft to help kids understand how sin caused our world, and US to be broken, but God came up with a rescue plan to make it GOOD again!

Supplies:

- Life ring template (1/kid)
- Red paper strips (4/kid)
- Markers (1 set/group)
- Glue sticks (1 set/group)
- Life Ring Example page (1/group)

Time: 10 minutes

Tip: You can ask the review questions at the beginning of Small Group, or DURING the activity.

LIFE SAVERS

- Give each kid a **life ring template** and **4 red paper strips**. Set out **glue sticks** and **markers**.
- Show kids a **picture of a life ring** and ask them if they know what it is (It's a type of floaty to give someone if they can't swim in water and they need to be rescued.)
- **Say:** Jesus is like this lifesaver! God sent him to rescue us, because we can't rescue ourselves from all the wrong things in the world. We need a rescuer!
- On one of the strips, have kids **write/draw something they've done wrong** (something they want to repent for).
- Then cover the words/picture with **glue sticks**, and glue the strip on the lifesaver so that the blank side is facing up! (Remind kids that Jesus rescued them. If you have time, they can draw the obedient thing they will do instead, like tell the truth instead of lie, forgive instead of staying mad, etc.)
- **Repeat for each red paper strip until all four are glued around the blank life saver.** They can also use markers to decorate, and draw a picture of Jesus alongside the life ring!

RESPOND TO THE STORY

- How has the world become broken because of all our wrong choices? (Things like sadness, sickness, anger, death, fighting, bad choices, etc.)
- What did God decide to do to rescue us from our sin? (He sent his son Jesus to rescue us from all the wrong things in the world.)

EXTRA TIME?

- Give kids **coloring, maze and word-search activity sheets** to work on until their parents pick them up.

***Keep kids in small group until parent pickup.**



connect questions

Tell me how the world got messed up.
Why do we need God's rescue?

lesson supplies


Large Group

Item	Usage	Details	Provided by
Adventure Bible for Early Readers	1 per large group, reused	Biblesbythe Case.com	site

Small Group

Item	Usage	Details	Provided by
Colored dot stickers	1 per kid	Provide enough colors for each group at a service to use a separate color. Staples: Avery 5472 or Avery 5795 or Avery 5473	site
Coloring sheet - The Fall	Quantity needs determined by site.	8.5x11 paper, black&white, Page 9	site
Maze sheet - The Fall	Quantity needs determined by site.	8.5x11 paper, black&white, Page 10	site
Word search sheet - The Fall	Quantity needs determined by site.	8.5x11 paper, black&white, Page 11	site
Plastic spoons	3 per kid	Sam's Club, Item #988514	KC National
Markers	1 set per small group, reused		site
Glue sticks	1 set per small group, reused		site
Life ring template	1 per kid	8.5x11 cardstock, black&white, Page 12	site
Red paper strips	4 per kid	2 x 2.5" strips, Staples Item #491619	KC National to provide paper, sites to cut
Life Ring Example	1 per small group, reused	8.5x11 cardstock, black&white, Page 13	site


name



How did the world get messed up?
We do we need God to rescue us?

Read more about prayer in Genesis 3!

name



How did the world get messed up?
We do we need God to rescue us?

Read more about prayer in Genesis 3!


name

D	U	T	Z	T	M	C	D	S	X
Y	D	Y	R	F	N	J	C	U	A
Y	O	E	P	E	V	R	V	S	O
O	G	B	M	T	E	O	I	E	E
S	C	O	Y	A	A	E	F	J	L
F	M	S	T	T	D	N	A	L	P
K	Y	I	O	N	B	A	L	Y	P
G	O	D	X	X	J	V	L	Q	A
N	H	B	H	O	J	T	E	V	E
R	S	E	U	C	S	E	R	Z	Z


GOD
JESUS
CREATION
FALL
RESCUE
PLAN
ADAM
EVE
APPLE
DISOBEY

How did the world get messed up?
We do we need God to rescue us?

Read more about prayer in Genesis 3!



www.CrossroadsKidsClub.net





***Use the Science Experiment slides for this lesson**

1. Science Experiments KC Loop: for when kids enter the room (All that You Need instrumental; mp3 only; can be downloaded on website)
2. Slide: Colossians 1:16 All things were created in him. He created everything in heaven and on earth. He created everything that can be seen and everything that can't be seen. He created kings, powers, rulers and authorities. All things have been created by him and for him.
3. Video: 10-minute timer (<https://www.youtube.com/watch?v=Vn31KFenBlo>)
4. Video: Sink or Swim (0:00-1:00; https://www.youtube.com/watch?v=l_ocVSX7ZCI)
5. Video: God's Story / The Fall (<https://www.youtube.com/watch?v=Kq2lkCxjMq8&t=1s>)
6. Video: 10-minute timer (<https://www.youtube.com/watch?v=Vn31KFenBlo>)
7. Slide: Colossians 1:16 All things were created in him. He created everything in heaven and on earth. He created everything that can be seen and everything that can't be seen. He created kings, powers, rulers and authorities. All things have been created by him and for him.
8. Music Video: More Like You Are (<https://www.youtube.com/watch?v=CzLAlrfOslo>)
9. Music Video: Open My Eyes (<https://www.youtube.com/watch?v=jAh0avXdgJ0>)