


# Preschool



June 9-10, 2018

DATE

God made people

LESSON TITLE

Genesis 1-2

WHERE TO FIND IT

We are God's favorite creation!

MAIN POINT

## schedule

**First 10 minutes of the service hour:**  
Engage kids in cooperative play activities to help them connect to other kids.

**Next 5 minutes:** Connect Time

**Next 25 minutes:** Large Group

**Last 25 minutes:** Snack and Small Group

## tips

Set out blank paper and markers, and invite kids to draw something with you! Encourage them to try to draw a picture of themselves, their pet, their family, etc. Then, instead of asking, "What is that a picture of?" say "Tell me about your picture!" It may get a more in-depth response.

## check-in/out

As kids leave, ask them why they made a special picture of themselves!

## large group heads up

Today, we're talking about God's favorite creation: us! He created us with his own breath so we could live with him in a perfect world.



## connect time

**GOAL:** *Connect time is all about engaging kids in a short, interactive game to prepare them for Large Group.*

- **Clean up! (10 minutes after the service start time, when you get the 5-minute warning from the presenter)**
- Line up.
- Tell kids that today we're going to see how God made people, like us!
- Give kids the following commands and let them point to different parts of their body. After they point to each body part, have the group say together, "God made my..." followed by whichever body part you just mentioned.
  - Point to your ear (God made my ear!)
  - Point to your nose (God made my nose!)
  - Put your hands on your knees (God made my knees!)
  - Pat your tummy (God made my tummy!)
  - Point to your mouth (God made my mouth!)
  - Touch your toes (God made my toes!)
  - Point to your back (God made my back!)
  - Point to your eyebrows (God made my eyebrows!)
  - Point to your hand (God made my hands!)
  - Wiggle your fingers (God made my fingers!)

**As you walk into Large Group, encourage kids to put on their listening ears! Remind them that HOPS will be showing us how we should act in Large Group, so we have to listen!**

## special notes

Today is a great opportunity to make kids feel special! We won't be getting into the details of the Fall just yet; we're focusing on how we are God's favorite creation, and how he loves us completely!

## presenter tips

Check out today's video:

God's Story / God Made People

<https://www.youtube.com/watch?v=ZZPfCWV81pE&t=23s>

## script

### WELCOME AND INTRO

**Main Goal:** Review the beginning of God's story and rescue plan.

- **\*Click to play intro music.**
- **Say:** Hi Friends! Welcome to Kids' Club. I'm \_\_\_\_\_ and I'm really glad you're here today. Before we get started, I want you to meet my friend HOPS.
- **Video: HOPS Obey your leaders!**
- **Say:** (Holding up the **Bible**.) *This* is God's story. Out of all the stories in the world, this is the most important. Do you know what it's called? (Let kids respond "the Bible".) That's right, the Bible! It's God's Rescue plan. It shows us how He rescued us from all the wrong things in the world.
- **Say:** In the beginning, God made the whole world and everything in it. He created the sun and the moon, the water and the land, the plants and the animals, and people like you and me! Everything was good. Give me a big thumbs up! (Let kids respond. Then change your tone.)
- **Say:** But THEN, something bad happened. Adam and Eve disobeyed God, and all the wrong things came into the world. Things like sadness and death. Show me your sad face. (Let kids respond.)
- **Say:** Even though Adam and Eve disobeyed God, God loved them anyway! He planned a great rescue so that Adam and Eve, and you and me, could be close to God again! Do you know who the Rescuer is? (Let kids say: Jesus!)

**GOD MADE ADAM AND EVE**

- **Say:** All of those other things God created, they were pretty cool, right? (Let kids respond.) Well God wanted to make something even cooler. He wanted to create something that was better than ANYTHING else.
- **Ask:** Do you know what his BEST creation was? (Let kids respond.) That's right, you and me! He made people, and they were his favorite thing that he ever made.
- **Ask:** Do you know who the first people were that God made? (Let kids respond.) That's right, Adam and Eve! First he made Adam. After that, he realized that Adam would be really lonely all by himself, so God made a friend for him. Her name was Eve! Let's all say their names one more time: Adam and Eve! (Let kids respond.)
- **Say:** Adam and Eve lived in a perfect world. Nothing was wrong, and they got to be close to God all the time! Can you give yourself a big hug to show how great it is when we're close to God? (Let kids respond.) They were always happy, and they loved God very much.

**GOD CREATED US SPECIAL!**

- **Say:** God made Adam and Eve, and he also made us. He was so excited to make us because he LOVES us more than anything else. Let's watch a video and see how he made us, and why we're so special!
- **Video: God's Story / God Made People**
- **Say:** God made everyone one of us special and different in our own way. Do we all look the same? (Let kids respond.) Nope, we're all a little different! That's because God loves us so much, that he took extra time to design us just how he wants us.
- **Say:** The BEST part is, he made us to be like him! Everybody say, "Whoa." (Let kids respond.) Yeah, that's pretty cool. Everybody say, "I'm God's favorite!" (Let kids respond.)
- **Ask:** Have you all ever drawn a picture? (Let kids respond.) Let's pretend to draw a picture on the floor right now. (Let kids respond.) When God made us, it was like making the best picture that could EVER be created. He made us perfect in every way, and he didn't make any mistakes.



**WRAP UP AND WORSHIP**

**Main Goal:** Help kids interact through prayer and worship!

- **Say:** Let's thank him right now for making us special, and for making us like him. (Pray, breaking it into small repeatable phrases.)
- **Pray:** Dear Jesus. Thank you for making me special. Thank you for making me like YOU. I love you. In Jesus' name, Aaaa-men!
- **Set up worship:** Are you all glad that God loves you? (Let kids respond.) Me too. Let's thank him by standing up and singing to him!
- **Music Video: Let All That I Am Praise the Lord**
- **Music Video: Wonderful Things**
- **Music Video: Be Strong**

*Dismiss kids to small groups. (Be creative as you dismiss them. Ask them to come give you a high five first, or maybe tiptoe or hop--like Hops--to their groups.)*



## instructions

**Goal:** Kids will (1) understand that God made the world and everything in it and (2) Identify God's favorite creation – US!

**Why?** We aren't the same as the rest of God's creation. He made us with a special purpose in mind, and he loved us so much that he made us in his own image!

**Tip:** Some kids may need help placing the eyes stickers or drawing other facial features. Be available to help guide them!

## small group

### REVIEW THE STORY

1. What are some things that God made? (Animals, flowers, oceans, the sky, dirt, clouds, the sun, etc. Encourage kids to come up with lots of answers, like their friends, family, or even their pet!)
2. What is the most special thing that God made? (Me and you!)
3. Who were the first two people God created? (Adam and Eve.)
4. Why did God make us extra special? (Because he made us to be like him.)

### MAKE IT PERSONAL

- Tell kids that we're going to make a picture of someone special—US!
- Give each kid a **self-portrait template** and **2 eye stickers**. Set out **markers**.
- Remind kids that this is a picture of themselves, so they can color and decorate it to look just like them! Show them how to peel the stickers and put them on the face, and encourage them to add hair, a mouth, a nose, clothes, etc.
- At the top of the page it says "**God made \_\_\_\_\_!**" Fill in each kid's name in the blank, and remind them what it says! (For example, "God made Adam!")

*Extra time? Give kids a **coloring sheet**. After that, play **I Spy**. Lead first, to show the kids how to play. Say, "I spy something with the color \_\_\_\_\_" and let the kids guess. Or say, "I spy something shaped like a \_\_\_\_\_" and let the kids guess. Let the kids come up with their own objects too. To mix things up, ask the kids to find something in the room with a certain color or shape and bring it to you. (Don't make it a contest to find an object first—just have fun seeing many examples of colors and shapes!)*



## connect questions

Tell me about Adam and Eve.  
What was God's favorite creation?

## lesson supplies


| Connect Time       |       |         |             |
|--------------------|-------|---------|-------------|
| Item               | Usage | Details | Provided by |
| No supplies needed |       |         |             |

| Large Group           |                           |  |             |
|-----------------------|---------------------------|--|-------------|
| Item                  | Usage                     | Details  | Provided by |
| Jesus Storybook Bible | 1 per large group, reused | <a href="http://BiblesbytheCase.com">BiblesbytheCase.com</a> | site        |

| Small Group                  |                         |   |             |
|------------------------------|-------------------------|---|-------------|
| Item                         | Usage                   | Details   | Provided by |
| Coloring Page - Adam and Eve | 1 per kid               | Page 8, white paper, black & white                  | site        |
| Markers                      | 1 set per group, reused |   | site        |
| Self Portrait Template       | 1 per kid               | 8.5x11 paper, color, Page 9                         | site        |
| Eye stickers                 | 2 per kid (1 pair)      | <a href="#">Oriental Trading, item #IN-13714927</a> | KC National |

name \_\_\_\_\_

---



Tell me about Adam and Eve.  
What is God's favorite creation?


*Read more about prayer in Genesis 1-2!*



# God Made



Draw it here!



[www.CrossroadsKidsClub.net](http://www.CrossroadsKidsClub.net)

# A/V needs

## Preschool



1. Song slide: for when kids enter the room (All that You Need instrumental; mp3 only; can be downloaded on website)
2. Video: HOPS Obey your leaders!  
([https://www.youtube.com/watch?v=cd43Tf\\_J1lq&feature=youtu.be](https://www.youtube.com/watch?v=cd43Tf_J1lq&feature=youtu.be))
3. Video: God's Story / God Made People  
(<https://www.youtube.com/watch?v=ZZPfCWV81pE&t=23s>)
4. Music Video: Let All That I Am Praise the Lord
5. Music Video: Wonderful Things
6. Music Video: Be Strong