



3rd-5th

June 16-17, 2018

DATE

Science Experiments: The Fall

LESSON TITLE

Genesis 3

WHERE TO FIND IT

We live in a broken world, so we need a rescuer.

MAIN POINT

schedule

***We're switching up the schedule this month!**
The hour is broken up into six parts, alternating between large and small groups:

Part 1 (10 minutes)

- Large group (5 minutes after service starts)

Part 2 (10 minutes)

- May be in one large group OR small groups

Part 3 (10 minutes)

- Gather kids back into one large group

Part 4 (10 minutes)

- May be in one large group OR small groups

Part 5 (10 minutes)

- Gather kids back into one large group

Part 6 (10 minutes)

- Return to small groups until pick up

tips

How to prepare for timing of the new lesson format:

- Plan each section of the hour to take 10 minutes.
- There are 10-minute keynote timers to help kids see when they need to transition. Start this timer for parts of the lesson that have an activity.
- When the timer is up, the activity is done, and kids transition back to Large Group.

check-in/out

- As kids arrive, give each kid a different colored dot sticker. This will determine which team they're on. Each small group will need a different color.
- Prepare all activity supplies before the activities start!
- Keep kids in small groups until their parents pick them up, while one volunteer checks kids' name tags at check out.

large group heads up

How to prepare for activities in this new lesson format:

- Assign groups at the beginning of the hour by giving every kid a different colored sticker.
- Kids may return to these small groups throughout the hour, and they need to know **WHERE** that small group should sit.

Part 1 (Large Group)

GATHER IN ONE LARGE GROUP

Main Goal: Introduce and discuss today's BIG IDEA.

Supplies: None

Video: None

Time: 10 minutes

Tip: As kids arrive, give each kid a different colored dot sticker. This will determine which team they're on. Each small group will need a different color.

- **Welcome:** Hi everybody! Welcome to Kids' Club. I'm so happy to see you guys here. This month we've been hearing all about how God created us. But today, we're going to talk about how creation got messed up...and because of that, we need a rescuer.
- **Say: Here's our BIG IDEA for today: We live in a broken world, so we need a rescuer.**
- **Say:** Remember, God first created a perfect world, and he made people, US, to live in it. And He created each of us in a unique way, exactly as he wanted us.
- **Say:** We're learning a verse for this month, and it's all about how and why God created everything! Let's check it out:
- **Slide: Colossians 1:16a All things were created in him. He created everything in heaven and on earth. He created everything that can be seen and everything that can't be seen.**
- **Say:** God created everything, exactly as he wanted it. It was perfect, and GOOD. But unfortunately, something happened to change all that. Something made God's perfect world...IMPERFECT.
- **Ask:** Think about it: Have you ever made something that somebody messed up? Maybe it was a cool art project that got ruined. Maybe a little brother or sister took something that belongs to you and broke it. Raise your hand if you've ever had somebody mess up something you care about (let kids respond).

TRANSITION

- Now let's play a game to help us understand what happens when something starts out good....but then gets ruined and becomes broken. (Have kids stay in one group, or split into small groups for the next activity. Do what's best for you room.)

***Start the 10-minute timer for the next part of the lesson.**

Part 2

SPLIT INTO SMALL GROUPS OR STAY IN ONE LARGE GROUP.

Main Goal: Play a game to illustrate how sin ruined the perfect world God created.

Supplies:

- Paper (1 piece/kid)
- Marker (1/kid)

Time: 10 minutes

RUIN IT!

- Give each kid one **piece of paper** and a **marker**.
- Give kids about **3-4 minutes to create something with their paper**. Tell them it could be a drawing, a paper airplane, a sculpture....anything!
- After time is up, have kids **pass their paper to the person on their right**.
- Now tell kids we're going to do something "destructive":
 - You (the leader) will give the group a command to do with the paper they just received (For example, tear the paper, or scribble on it.)
 - Then, after they've all done the command, you'll tell the group to pass the paper AGAIN to the person on their right.
 - You will continue to give commands, and after each command, tell them to pass the paper to the person on their right.
 - The paper will continue to get more and more "destroyed" with each pass!
- Here's a list of commands to give kids:
 - Make a tiny tear in one corner
 - Scribble on the paper for 5 seconds
 - Stand up and stomp on the paper
 - Sit on the paper
 - Fold the paper in half
 - Tear the paper again in another corner
 - Draw a big "X" across the paper
 - Crumple the paper up and then spread it out smooth again
 - Fold up the paper and throw it somewhere (then go get it back)
 - Make a big tear in the paper
 - Draw lots of lines all over the paper
 - Poke a hole through the paper
 - Rub the paper across your arms like a washcloth
 - Fold the paper up as many times as you can

TRANSITION

- **Say:** Now let's all get back into one large group by **scooting on your bottom to your spot!**

***When the 10-minute timer is up, go back to Large Group.**

Part 3 (Large Group)

GATHER IN ONE LARGE GROUP

Main Goal: Understand how sin changed the world, and made it imperfect.

Supplies: None

Video:

- God's Story / The Fall (<https://vimeo.com/44267906>)

Time: 10 minutes

- **Ask:** Did you have fun destroying each other's papers in that game? (Let kids respond.)
- **Say:** Yep, it can be fun to destroy things sometimes, especially if you didn't make the creation! But was it a little sad to see your own unique creation get ruined by other people? (Let kids respond.) Probably.
- **Say:** Let's watch today's science experiment video, and see to two perfectly nice glasses of water. Something happens to one of them to turn it blue! See if you can figure out what happens....
- **Video: Sink or Swim**
- **Ask:** So what happened to everything that went into the blue glass? (Let kids respond.) That's right, it all sunk and got ruined. Adding one ingredient to the water changed everything.
- **Say:** That's a little like what happens in today's story. God's perfect world became the world it is today, full of sadness and sickness and meanness and death. Let's remember our BIG IDEA for today: **We live in a broken world, so we need a rescuer.**
- **Say:** We're going to watch a video of what happened. As you watch, see if you can figure out why our home isn't perfect anymore.
- **Video: God's Story / The Fall**
- **Ask:** So what did humans do to mess up the perfect world? (Let kids respond.) That's right, they made a choice to disobey God and eat the fruit that he told them not to eat. And with that one wrong choice, suddenly the world wasn't perfect anymore.
- **Say:** Wrong choices, which are called sins, entered the world and led to more and more and more wrong choices. And now we know what it feels like to be sad and hurt.
- **Say:** Now if the story ended there, it would be a pretty big bummer, right? But is that the end of the story? (Let kids respond.) No way! God came up with a plan to bring us close to him again. Because even though we choose to disobey God, he still loves us.

TRANSITION

- **Say:** Now let's do another fun game to help us understand that none of us are perfect—we all fall sometimes! (Have kids stay in one group, or split into small groups for the next activity. Do what's best for you room.)

***Start the 10-minute timer for the next part of the lesson.**

Part 4

SPLIT INTO SMALL GROUPS OR STAY IN ONE LARGE GROUP.

Main Goal: Play a game to illustrate how we all stumble, fall and make mistakes, and that's why we need a rescuer!

Supplies:

- Plastic spoons (3/kid)

Time: 10 minutes

BALANCING ACTS

- **Say:** We're going to do some challenges to help us understand how that we all stumble and fall sometimes.
- **Challenge #1:**
 - Give each kid a **plastic spoon** (they will be able to take it home). See who can balance the spoon on their nose the longest. Then hand out more spoons and challenge kids to see how many spoons they can balance on their nose, on their head, on their fingers, etc.
- **Challenge #2:**
 - Stand on one leg. See who can stay balanced the longest. (If this is too easy, give them tasks to do while balancing on one leg, like hopping in a circle, wiggling their arms up and down, standing on tip toes, etc.)
- **Challenge #3:**
 - Balance on one leg AND balance the spoon on your nose. See who can keep both balanced the longest. (You can also incorporate extra challenges you gave in the first two tasks.)
 - Let kids come up with their own challenges if there's time!
- **Ask:**
 - Would it be possible to keep the spoon from falling or stay on one leg forever? Why not?
 - How do you stumble or "fall" in real life? Does anyone want to share an example?
 - What, or WHO, do we need, to bring us close to God, even when we sin?

TRANSITION

- **Say:** Now let's all get back into one large group by **pretending to run in slooow motion!**

***When the 10-minute timer is up, go back to Large Group.**

Part 5 (Large Group)

GATHER IN ONE LARGE GROUP

Main Goal: Give kids a chance to respond to what they've heard today, and worship!

Supplies: None

Video:

- Reckless Love
(<https://youtu.be/Cu5c78UALCk>)
- You Are Good
(<https://youtu.be/433rOj7777k>)

Time: 10 minutes

Tip: There are two music videos; one is a motion video and one is a non-motion video. You can choose to play both, or choose one of them to fit the atmosphere of your room, and what you think kids will respond best to.

- **Say:** Let's remember our BIG IDEA for today: **We live in a broken world, so we need a rescuer.**
- **Ask:** Let's talk about who this rescuer is, anyone want to guess? (Let kids respond.) Yep, it's Jesus! God came up with a plan to send his own son, Jesus, to take the punishment for the wrong things we did. That way, God can be close to us. And one day, He'll RE-create the whole world so that it's a perfect home again!
- **Say:** And because Jesus has already died to take our punishment, we can choose right now to accept that rescue and be close to God. And even though we have to live in a world full of wrong things, God is close to us and wants to help us.
- **Say:** Let's talk to God about this. First, close your eyes (pause). Now think about the hard parts of this world or the times you've disobeyed God. Instead of worrying, finish this sentence in your head: God, I need help with _____. (Pause) God,
- **Say:** Let's look at our verse again to remind us that God is in control, and no matter what we do or how much we mess up, he is the almighty creator of the universe, and he loves us.
- **Slide: Colossians 1:16a All things were created in him. He created everything in heaven and on earth. He created everything that can be seen and everything that can't be seen.**
- **Say:** One way we can thank God for this is by singing to him in worship. Everybody stand up and let's sing to God, and express to him how much we love him!
- **Music Video: Reckless Love**
- **Music Video: You Are Good**
- **Pray:** *Thank God for loving us so much, that he sent us a rescuer, and he will never abandon us, no matter what we do or how we mess up!*

TRANSITION

- **Say:** Now it's time to get into our small groups. **Let's see if you can be the very first person to your seat in your small group!** (Direct kids to find their team color.)

***Dismiss kids to small groups for the rest of the hour.**

Part 6

SPLIT INTO SMALL GROUPS FOR THE REST OF THE HOUR.

Main Goal: Do a craft to help kids understand how sin caused our world, and US to be broken, but God came up with a rescue plan to make it GOOD again!

Supplies:

- White patterned page (1/kid)
- Blue paper (1/kid)
- Markers (1 set/group)
- Scissors (1 set/group)
- Glue sticks (1 set/group)

Time: 10 minutes

Tip: You can ask the review questions at the beginning of Small Group, or DURING the activity.

RE-ARRANGED ART!

- **Say:** We're going to do a craft to help us see how even though something is broken or imperfect, it can be put back together in a new way, just like us! (Give kids a heads up here that they're going to be cutting up their artwork and putting it back together!)
 - Give each kid **1 white patterned page** and **1 blue paper**. Set out **markers, scissors** and **glue sticks**.
 - Tell kids to decorate and color the front of the patterned paper for a few minutes.
 - As they wrap up coloring, they should **think of one wrong thing thing they want to repent of**. It can be what they thought about in Large Group, or something different. Once they've thought of it, they should **write it down on the back of the patterned paper**.
 - Next, have kids **cut up their paper along the dotted lines on the back**. They should have 12 squares.
 - Now, have kids make a new art work using their torn up pieces. Have them rearrange their torn up pieces by gluing them into a new design on top of the colored paper (There's dotted lines to help them align the squares. See example images on next page, and show to kids if needed).
- **Say:** This design is like US before we made wrong choices and needed to be rescued. We're broken when we make wrong choices, but God puts us back together again and makes us whole when we accept his rescue!

RESPOND TO THE STORY

- How has the world become broken because of all our wrong choices? (Things like sadness, sickness, anger, death, fighting, bad choices, etc.)
- What did God decide to do to rescue us from our sin? (He sent his son Jesus to rescue us from all the wrong things in the world.)

EXTRA TIME?

- Give kids **maze and word-search activity sheets** to work on until their parents pick them up.

***Keep kids in small group until parent pickup.**

LESSON needs

3rd-5th

June 16-17, 2018



connect questions

Tell me how the world got messed up.
Why do we need God's rescue?

lesson supplies


Large Group

Item	Usage	Details	Provided by
Adventure Bible	1 per large group, reused	Biblesbythe Case.com	site

Small Group

Item	Usage	Details	Provided by
Colored dot stickers	1 per kid	Provide enough colors for each group at a service to use a separate color. Staples: Avery 5472 or Avery 5795 or Avery 5473	site
Maze sheet - The Fall	Quantity determined by site.	8.5x11 paper, black&white, Page 9	site
Word search sheet - The Fall	Quantity determined by site.	8.5x11 paper, black&white, Page 10	site
Plastic spoons	3 per kid	Sam's Club, Item #988514	KC National
Markers	1 set per small group, reused		site
Glue sticks	1 set per small group, reused		site
Scissors	1 set per small group, reused		site
Patterned page	1 per kid	8.5x11 paper, black&white, double sided, Page 11/12	site
Blue colored page	1 per kid	blue copy paper)	KC National

name _____



How did the world get messed up?
We do we need God to rescue us?

Read more about prayer in Genesis 3!


name


A	T	A	J	X	R	I	C	H	X	B	D	N	F	N
S	X	C	P	O	D	X	S	X	G	H	P	A	G	D
M	X	U	W	P	C	V	D	S	S	D	L	L	S	Q
W	M	O	F	Y	L	X	W	I	D	L	G	Y	J	P
R	H	E	C	E	E	E	K	A	Q	T	O	H	N	H
P	P	N	S	I	V	B	Y	S	T	R	V	A	O	P
B	W	Q	T	P	I	E	O	U	O	R	E	R	I	P
P	T	S	C	A	L	X	C	S	W	X	E	N	T	W
K	I	L	V	A	D	A	O	E	I	Y	W	E	A	J
C	X	R	O	R	B	X	N	J	P	D	W	Q	E	T
H	P	S	X	X	E	Q	C	O	K	Q	D	V	R	N
J	Y	W	A	W	K	S	T	C	G	F	H	S	C	X
W	F	A	M	V	B	Q	C	M	A	D	A	W	K	Z
L	C	T	V	B	H	A	X	U	O	O	O	F	T	S
N	Z	T	L	Y	N	X	U	E	E	G	E	M	I	G

GOD
JESUS
CREATION
FALL
RESCUE
PLAN
ADAM
EVE
APPLE
DISOBEY
TREE

How did the world get messed up?
We do we need God to rescue us?

Read more about prayer in Genesis 3!







***Use the Science Experiment slides for this lesson**

1. Science Experiments KC Loop: for when kids enter the room (All that You Need instrumental; mp3 only; can be downloaded on website)
2. Slide: Colossians 1:16 All things were created in him. He created everything in heaven and on earth. He created everything that can be seen and everything that can't be seen. He created kings, powers, rulers and authorities. All things have been created by him and for him.
3. Video: 10-minute timer (<https://www.youtube.com/watch?v=Vn31KFenBlo>)
4. Video: Sink or Swim (0:00-1:00; https://www.youtube.com/watch?v=l_ocVSX7ZCI)
5. Video: God's Story / The Fall (<https://www.youtube.com/watch?v=Kq2lkCxjMq8&t=1s>)
6. Video: 10-minute timer (<https://www.youtube.com/watch?v=Vn31KFenBlo>)
7. Slide: Colossians 1:16 All things were created in him. He created everything in heaven and on earth. He created everything that can be seen and everything that can't be seen. He created kings, powers, rulers and authorities. All things have been created by him and for him.
8. Music Video: Reckless Love (<https://www.youtube.com/watch?v=Cu5c78UALCk>)
9. Music Video: You Are Good
(<https://www.youtube.com/watch?v=433rOj7777k&list=PLUmTiGOxKUOhwpvDtOl62mc4bs9JEUyFP&index=10>)