



3rd-5th

June 9-10, 2018

DATE

Science Experiments: God's Image

LESSON TITLE

Genesis 2

WHERE TO FIND IT

We are designed in the image of God.

MAIN POINT

schedule

***We're switching up the schedule this month!**
The hour is broken up into six parts, alternating between large and small groups:

Part 1 (10 minutes)

- Large group (5 minutes after service starts)

Part 2 (10 minutes)

- May be in one large group OR small groups

Part 3 (10 minutes)

- Gather kids back into one large group

Part 4 (10 minutes)

- May be in one large group OR small groups

Part 5 (10 minutes)

- Gather kids back into one large group

Part 6 (10 minutes)

- Return to small groups until pick up

tips

How to prepare for timing of the new lesson format:

- Plan each section of the hour to take 10 minutes.
- There are 10-minute keynote timers to help kids see when they need to transition. Start this timer for parts of the lesson that have an activity.
- When the timer is up, the activity is done, and kids transition back to Large Group.

check-in/out

- As kids arrive, give each kid a different colored dot sticker. This will determine which team they're on. Each small group will need a different color.
- Prepare all activity supplies before the activities start!
- Keep kids in small groups until their parents pick them up, while one volunteer checks kids' name tags at check out.

large group heads up

How to prepare for activities in this new lesson format:

- Assign groups at the beginning of the hour by giving every kid a different colored sticker.
- Kids may return to these small groups throughout the hour, and they need to know **WHERE** that small group should sit.

Part 1 (Large Group)

GATHER IN ONE LARGE GROUP

Main Goal: Introduce and discuss today's BIG IDEA.

Supplies: None

Video: None

Time: 10 minutes

Tip: As kids arrive, give each kid a different colored dot sticker. This will determine which team they're on. Each small group will need a different color.

- **Welcome:** Hi everybody! Welcome to Kids' Club. I'm so happy to see you guys here. **Today we're talking about how God designed each of us in a unique and special way, different from every other creature on Earth!**
- **Say:** We're learning a verse for this month, and it's all about how and why God created everything! Let's check it out:
- **Slide: Colossians 1:16a All things were created in him. He created everything in heaven and on earth. He created everything that can be seen and everything that can't be seen.**
- **Say:** God created everything, and he made each one of us completely UNIQUE. Let's see an experiment that combines science and art to make a creation that is VERY unique.
- **Video: Stained Glass Sugar**
- **Ask:** Do you think he could have created that art experiment over and over again, and make it *exactly the same* every time?
- **Say:** I don't think so; it was a totally unique artwork, and its' swirls and colors would be different every time he made it! We're kind of like that sugar painting; God created us each in a very unique way, and He created us EXACTLY how he wanted us to be.

TRANSITION

- **Say:** Let's play a game to help us understand how just how unique we all are! (Have kids stay in one group, or split into small groups for the next activity. Do what's best for you room.)

***Start the 10-minute timer for the next part of the lesson.**

Part 2

SPLIT INTO SMALL GROUPS OR STAY IN ONE LARGE GROUP.

Main Goal: Play a game and have fun figuring out the identities of different, unique people.

Supplies:

- “Who Am I?” sticker (1/kid)

Time: 10 minutes

Tip: As kids play, ask them if they need help figuring out who any of the stickers are, or give kids a hint if needed.

WHO AM I?

- Give each kid a “Who Am I?” sticker (keep the stickers hidden from the kids while you put one on each kid’s back).
- Kids can look at one another’s stickers, but may NOT look at their own.
- To figure out their sticker, they have to ask “yes” and “no” questions. (That means kids can also only answer with “yes” or “no.” No hints!)
- Examples include:
 - Am I a girl? Am I a boy?
 - Am I real? Am I a pretend character?
 - Am I a kid? Am I an adult?
 - Am I famous?
- Once kids figure it out (you can give hints if you need to), debrief:
 - How did you figure out your person?
 - What would it be like if we were all exactly the same?
 - What’s one way you’re different than everybody else?

TRANSITION

- **Say:** Now let’s all get back into one large group by **tip toeing as quietly as you can!** Let’s see who the quietest person is!

***When the 10-minute timer is up, go back to Large Group.**

Part 3 (Large Group)

GATHER IN ONE LARGE GROUP

Main Goal: Understand that God designed each of us EXACTLY how he wanted us!

Supplies: None

Video:

- God's Story / God Made People
(<https://youtu.be/ZZPfCWV81pE>)

Time: 10 minutes

- **Say:** I hope you all had fun trying to figure out your secret identity! And no matter who you were, real or made up, it was someone unique. Kind of like this painting...
- **(Show image of starry night.)** This was painted by a famous artist named Vincent Van Gogh. Do you think he liked this painting? (Let kids say: Yes.)
- **Say:** Yes! He took his time and he painted something that he knew very well, a scene from a window that he looked out of often. He knew what he was making, and he made it just the way he wanted.
- **Say:** You guys are kind of like this painting! YOU were carefully designed by God. None of us were just swirled randomly into place like that colored sugar experiment. God gave each of us different talents and skills on purpose. He made us short and tall, with straight hair and curly hair, and in all different shades of colors. And he LOVES us like that!
- **Say:** You know what else? We were even *made* differently than the rest of the world. We've talked about how God started with nothing. Then, he made light and day and night and sky and sea and land and plants and animals and everything...all out of nothing.
- **Say:** Well, all that was going to be a home for his masterpiece: humans. US! We're going to watch a video that shows us just how special we are, and how much thought and care God put into making us. As you watch, see if you can figure out HOW God created humans and how he feels about us.
- **Video: God's Story / God Made People**
- **Say:** Wow, so how did God make us? (Let kids respond.) Yep, he took some clay, or dirt, and he actually breathed life into it (breath loudly into the microphone). It became Adam, and then Eve came next! And when Adam and Eve were done, God called them PERFECT. A masterpiece, just like a beautiful painting made by an artist.

TRANSITION

- **Say:** Let's play a game to have fun and see all the unique things that are different, or the same, about us! (You can stay in one large group or split into small groups for the next activity.)

***Start the 10-minute timer for the next part of the lesson.**

Part 4

SPLIT INTO SMALL GROUPS OR STAY IN ONE LARGE GROUP.

Main Goal: Play a game and find out different unique things that people do, or don't, have in common!

Supplies: None

Time: 10 minutes

Tip: You can have one leader give the commands to the whole room, while all the kids respond within their small group's circle. Or, you could have all kids form one big circle, and play together.

HAVE YOU EVER...?

- **Say:** Now let's play a little game to see how all of us are unique in different ways, and what we have in common! Everyone **spread out in a large circle and face the middle.**
- **Say:** I'm going to yell out something. If you HAVE done it, or it applies to you, **run to the middle of the circle, and do the command I tell you.** If you have NOT done it, stay where you are. Ready?
 - If you've ever climbed a tree, do 10 jumping jacks
 - If you have a brother, spin 3 times
 - If you're an only-child, spin 3 times
 - If you've ever gone skiing, roll across the floor 2 times
 - If you've ever broken a bone in your body, give a high five to 5 people in the group
 - If you like to play sports, act out your favorite sport to play
 - If you play an instrument, act out your favorite instrument to play
 - If you like to eat breakfast, do the *floss*! (it's a dance move; if kids don't know it, have them do the disco, the dab, the lawn mower move, etc.)
 - If you prefer salty over sweet foods, skip really fast around the outside of the circle
 - If you have a sister, hop on one foot for 10 seconds
 - If you prefer sweet over salty foods, act like a robot
 - If you have a pet, pretend to act like that pet

TRANSITION

- **Say:** Let's get back into one large group by **walking on our knees!**

***When the 10-minute timer is up, go back to Large Group.**

Part 5 (Large Group)

GATHER IN ONE LARGE GROUP

Main Goal: Give kids a chance to respond to what they've heard today, and worship!

Supplies: None

Time: 10 minutes

Video:

- Context / Every Voice Matters
(<https://youtu.be/YHZoEVEcgus>)
- Beloved
(<https://youtu.be/pgJFUW3VenY>)

Tip: If you want, play the last music video as kids transition to small group, and let it play while they work!

- **Say:** God gave us all have different personalities and talents, and he put a lot of careful work into each one of us.
- **Say:** It's fun to think about how we're different; look around the room! Every single person—boy, girl, short, tall, quiet, energetic—was each made in God's image.
- **Say:** We're going to watch a video, and as you watch, think about all the things you like and don't like about yourself...think about how ALL those things were designed by him. And even though none of us can act perfectly, we were all made perfectly by God.
- **Video: Context / Every Voice Matters**
- **Say:** Last week, we looked at a verse that praises God for all the things he created—including us. Can I have a volunteer read it out loud?
- **Slide: Colossians 1:16a All things were created in him. He created everything in heaven and on earth. He created everything that can be seen and everything that can't be seen.**
- **Say:** Think about this: God created everything, all the majestic mountains, and beautiful oceans and amazing galaxies in space—but out of ALL that, his favorite creation...is YOU.
- **Say:** Let's worship God and show him how glad we are that he carefully crafted us, like a painter makes a beautiful masterpiece!
- **Music Video: Beloved**
- **Pray:** Ask somebody to come and thank God for designing us perfectly.

TRANSITION

- **Say:** Now it's time to get into our small groups. **Let's see if you can be the very first person to your seat in your small group!** (Direct kids to find their team color.)

***Dismiss kids to small groups for the rest of the hour.**

Part 6

SPLIT INTO SMALL GROUPS FOR THE REST OF THE HOUR.

Main Goal: Create a unique artwork to show how God made you special.

Supplies:

- “Letter” examples (four per group)
- Markers
- Frame page (1/kid)
- Shape stickers (1/kid)
- Set of Traceable Alphabet Letters

Time: 10 minutes

I AM UNIQUE!

- **Ask:** What’s one way God made you unique? What’s something about yourself that you like? (If you have a large group, have kids pair up and tell each other their answer, so everyone gets a chance to discuss.)
- **Say:** Let’s make something special to show how each of us is unique! First, think about what makes you....YOU:
 - What things do you like to do?
 - What’s your favorite color?
 - What’s your favorite school subject?
 - What do you like to do for fun?
 - Think of anything else that makes you who you are!
- Lay out on the table for everyone to use:
 - **Four “letter” art examples**
 - **Markers**
 - **Traceable alphabet letters**
- Give each kid:
 - **1 Frame page**
 - **1 shape sticker**
- **First**, tell kids to draw the first letter of their name in the blank part of the template. If they want, they can do this by putting a big letter **UNDER** their paper, and tracing it.
- **Next**, draw images, symbols, or words to show all their unique characteristics! They can draw them around the letter, inside the border, or make them a part of the letter! (And they can add their stickers for extra decoration.)

RESPOND TO THE STORY

- How did God create people? (can include breathing into clay and also that he made us like him)
- Why do you think God made us each different?
- Why are we extra special from other creation? (we are made in God’s image. We’re different than everything else He created)
- How would we treat people if we believed they were ALL made in God’s image? Would you treat them differently, even if you didn’t like them?

EXTRA TIME?

- Give kids **maze and word-search activity sheets** to work on until their parents pick them up.

***Keep kids in small group until parent pickup.**



connect questions

Why are we God's favorite creation?

How did God make people?

lesson supplies


Large Group

| Item | Usage | Details | Provided by |
|-----------------|---------------------------|---|-------------|
| Adventure Bible | 1 per large group, reused | Biblesbythe Case.com | site |

Small Group

| Item | Usage | Details | Provided by |
|---------------------------------|-------------------------------|---|-------------|
| Colored dot stickers | 1 per kid | Provide enough colors for each group at a service to use a separate color. Staples: Avery 5472 or Avery 5795 or Avery 5473 | site |
| Maze sheet - God's Image | Quantity determined by site. | 8.5x11 paper, black&white, Page 9 | site |
| Word search sheet - God's Image | Quantity determined by site. | 8.5x11 paper, black&white, Page 10 | site |
| Markers | 1 set per small group, reused | | site |
| "Who Am I?" Sticker | 1 sticker per kid | Avery template 5163 (10 stickers per page), black and white, Page 11-12 | site |
| Letter examples | 4 per small group, reused | 8.5x11 cardstock, color, Page 13-16 | site |
| Letter template | 1 per kid | 8.5x11 paper, black and white, Page 17 | site |
| Geometric Shape sticker | 1 per kid | Oriental Trading, Item #IN-57/6739 | KC National |
| Traceable Letter Set | 1 set per small group, reused | 8.5x11 <u>cardstock</u> , black and white, Pages 18-44 | site |

name _____



Tell me about Adam and Eve.
What is God's favorite creation?

Read more about prayer in Genesis 1-2!

name

H I U H J T S A F M N O U K I
J M Q X E Z D O G B M D T M F
G H Y L A N A Y O B T S X Q D
H V G A M U V I E E R Z N S I
U F L H H L U W D G X N L C F
M E M A D A V P A X A W T N F
A O L L I G C M W X E M F C E
N Q P P I C F B J V F A I Q R
S W H R O Z E O E X M T T I E
N R L J L E S P V P N C O U N
F O E B S B P I S H U G M N T
V L M V F A P X U F D L M I F
P F I H B J U G N P D S O Q W
R W J G D Q X C R E Q J O U J
K L W S A N L C R E A T E E C

GOD
IMAGE
PEOPLE
HUMAN
ADAM
EVE
BOY
GIRL
SPECIAL
UNIQUE
DIFFERENT
CREATE

Tell me about Adam and Eve.
What is God's favorite creation?

Read more about prayer in Genesis 1-2!

Mickey Mouse

Superman

Wonder Woman

Iron Man

Santa Claus

Luke Skywalker

Harry Potter

Justin Timberlake

The Tooth Fairy

Buzz Lightyear

Abraham Lincoln

Beyonce

LeBron James

Taylor Swift

Batman

Han Solo

Moana

Black Panther

Darth Vader


Captain America












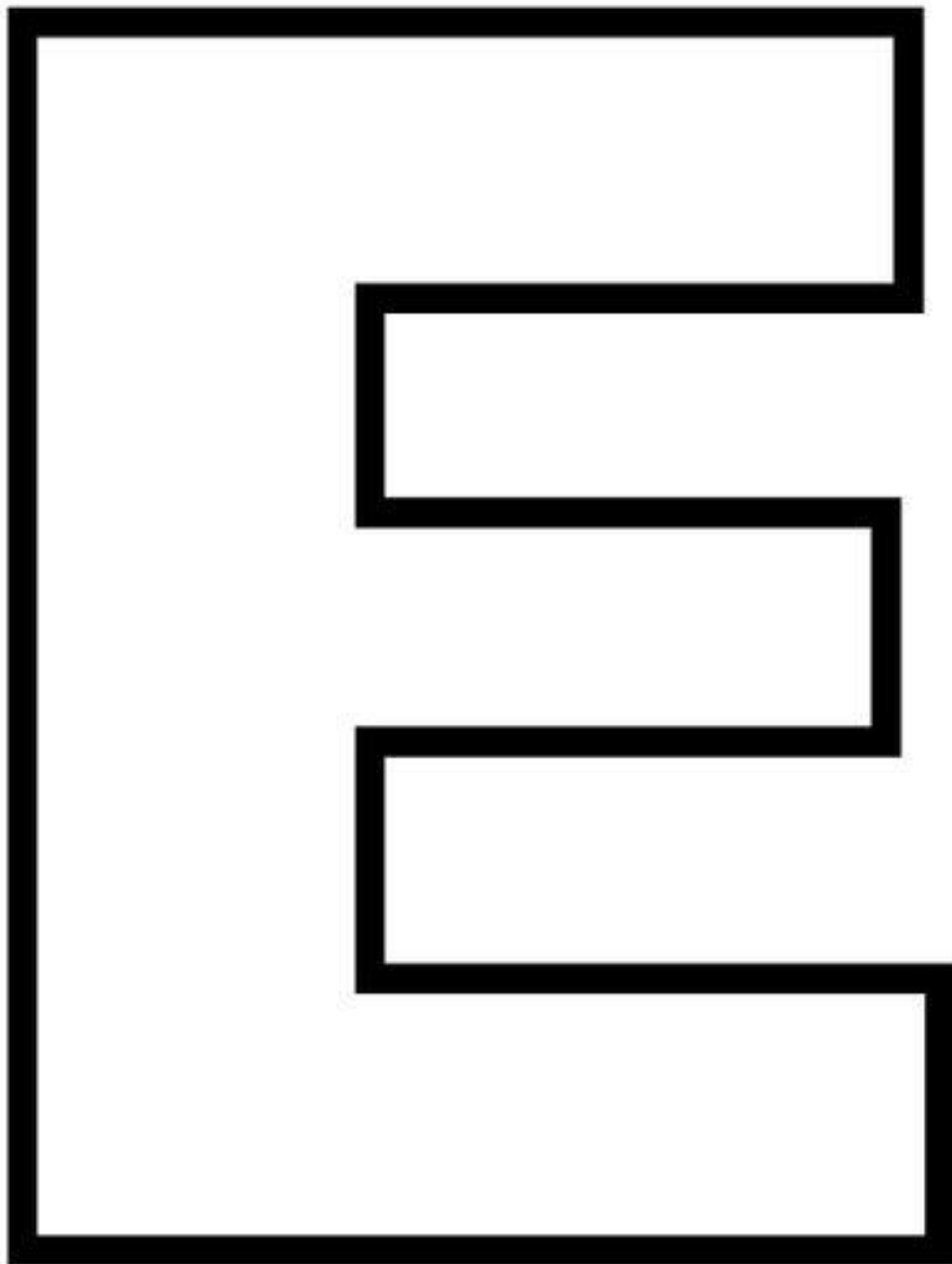


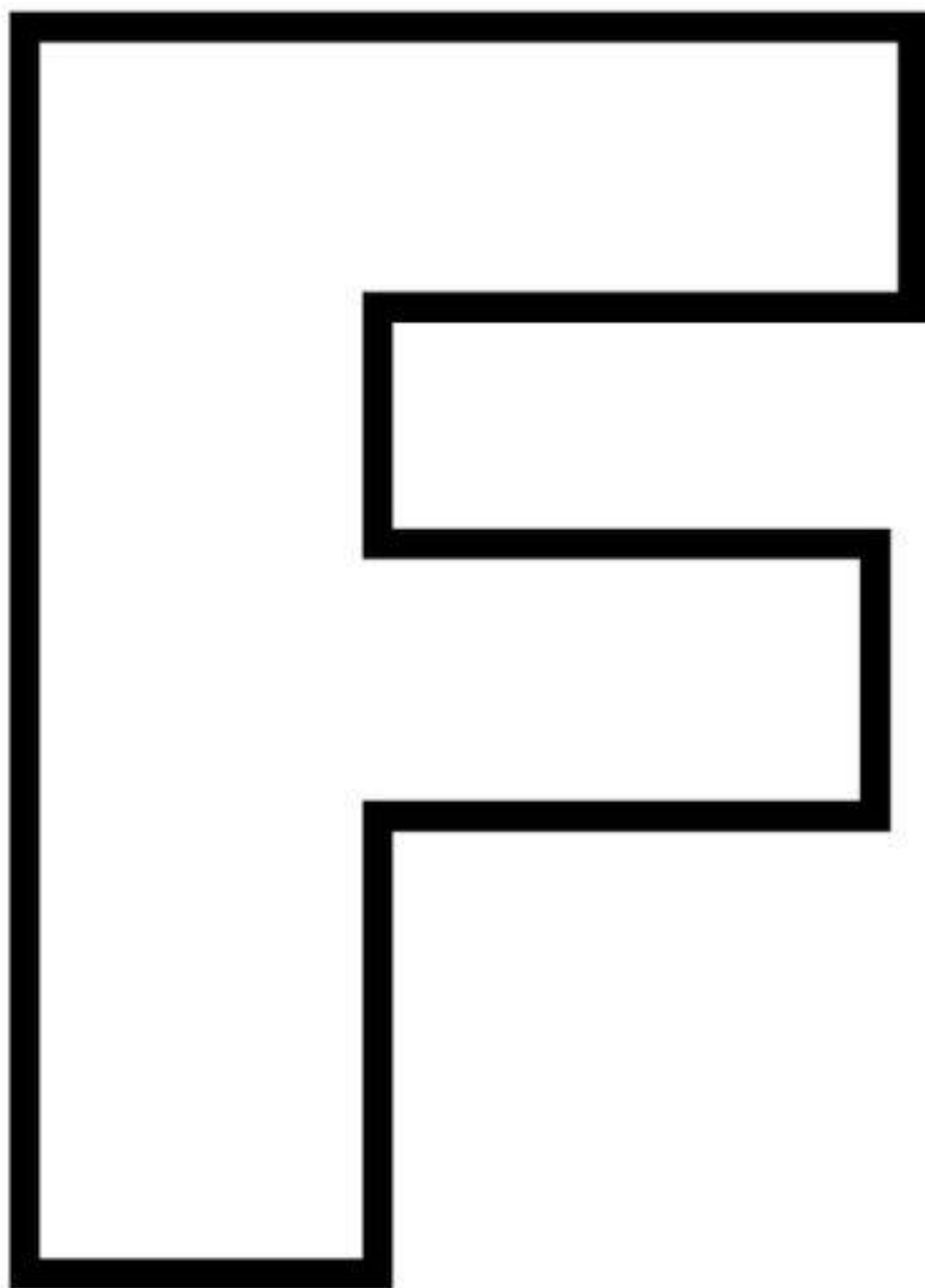


B

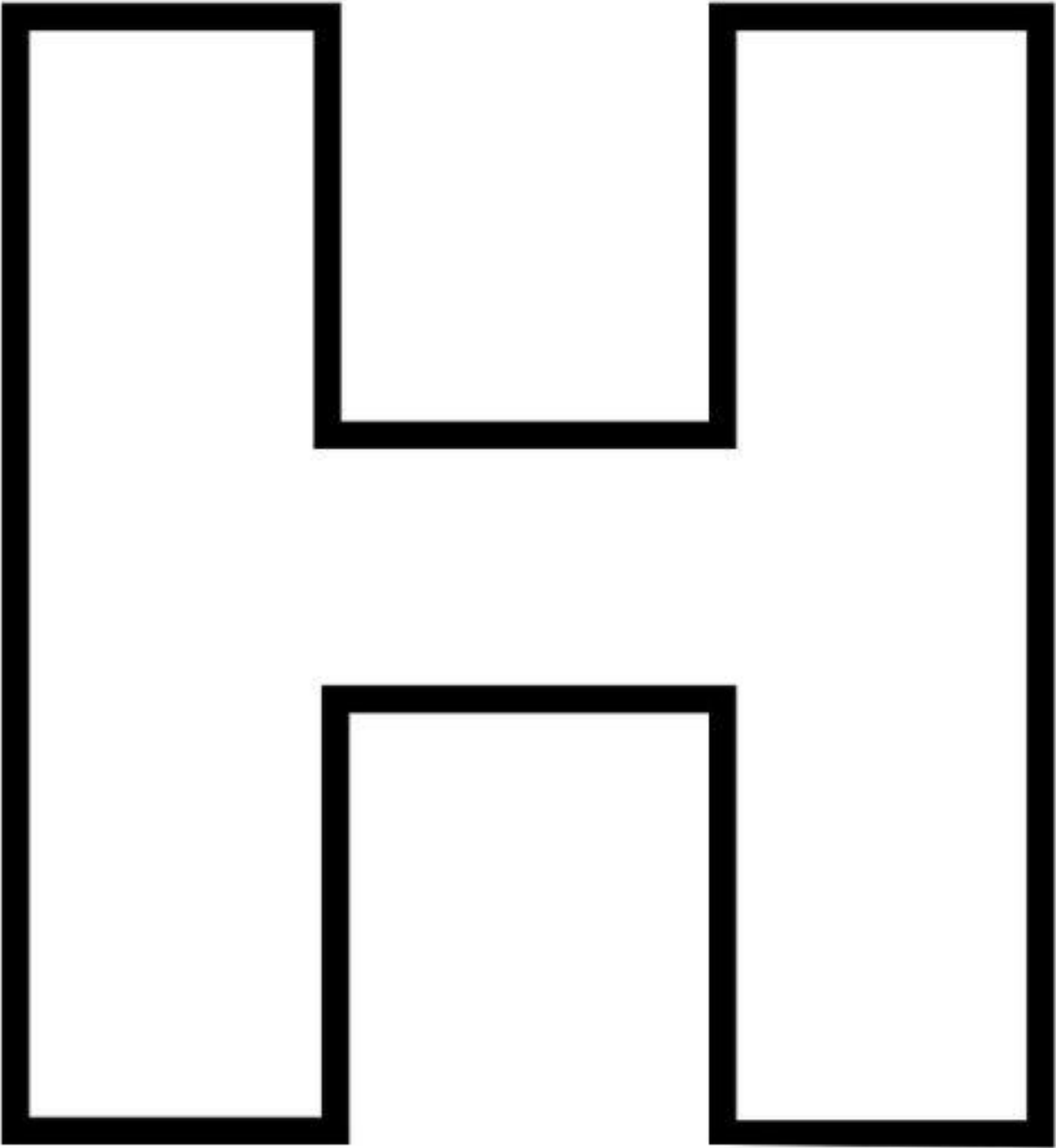





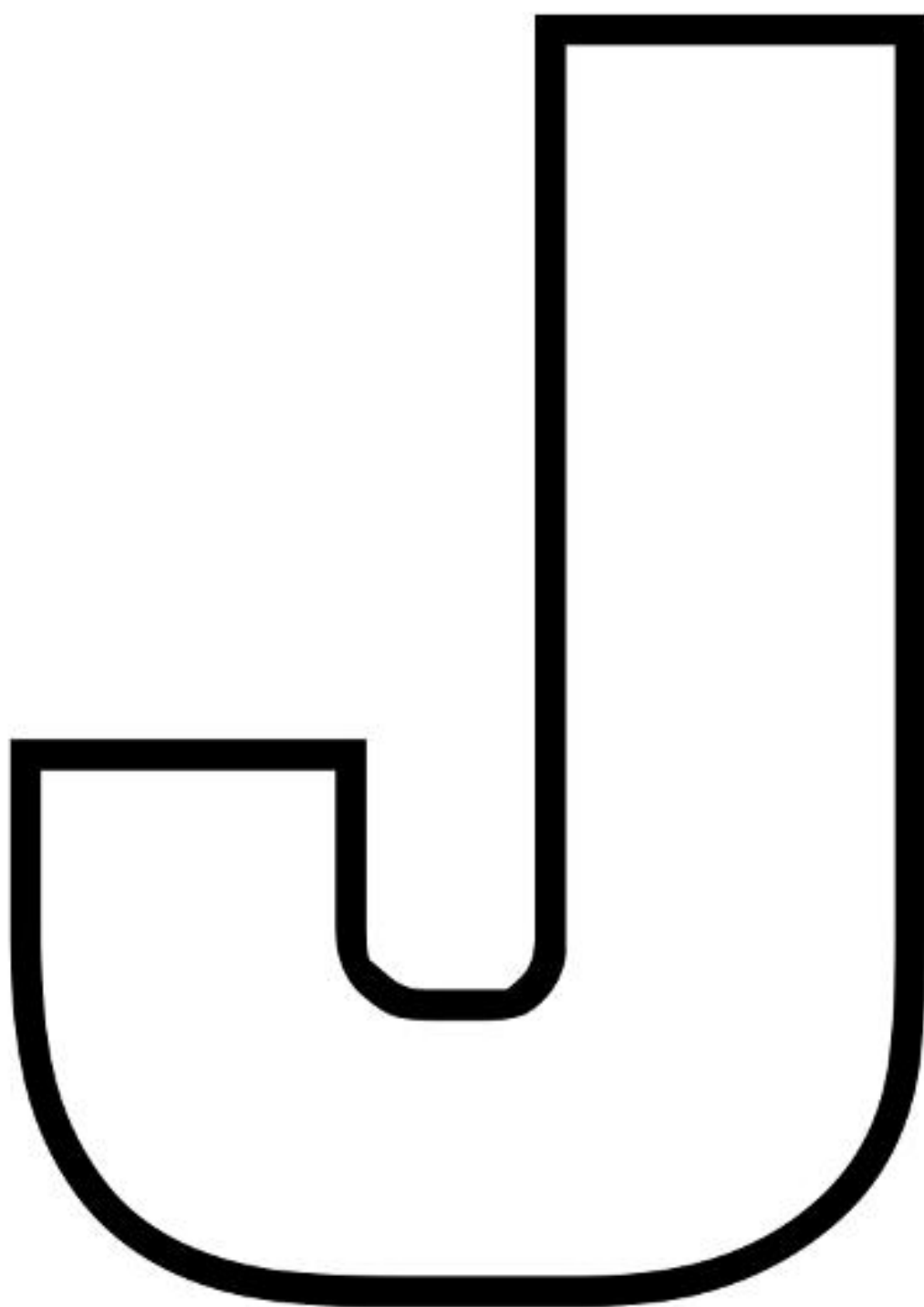





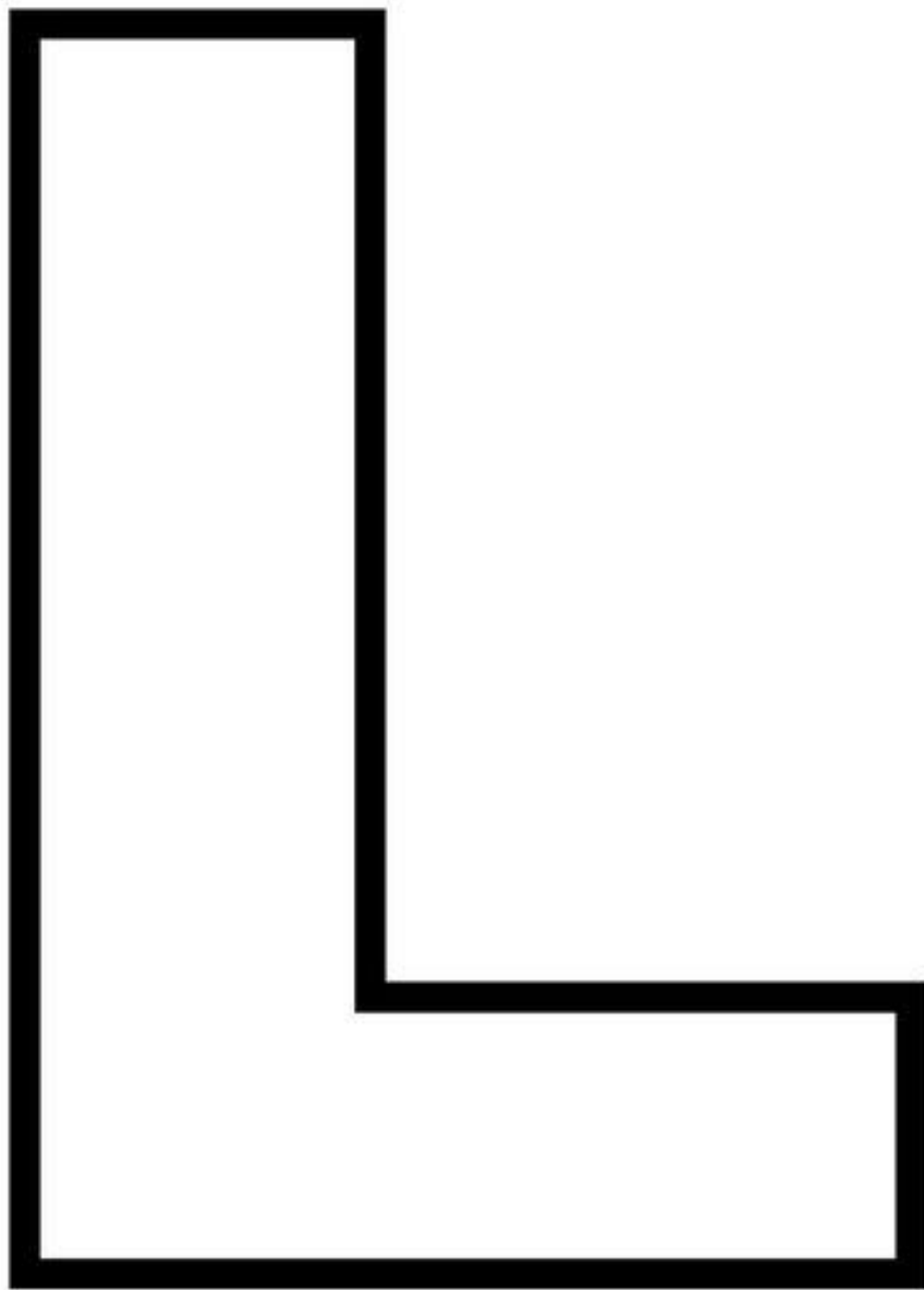







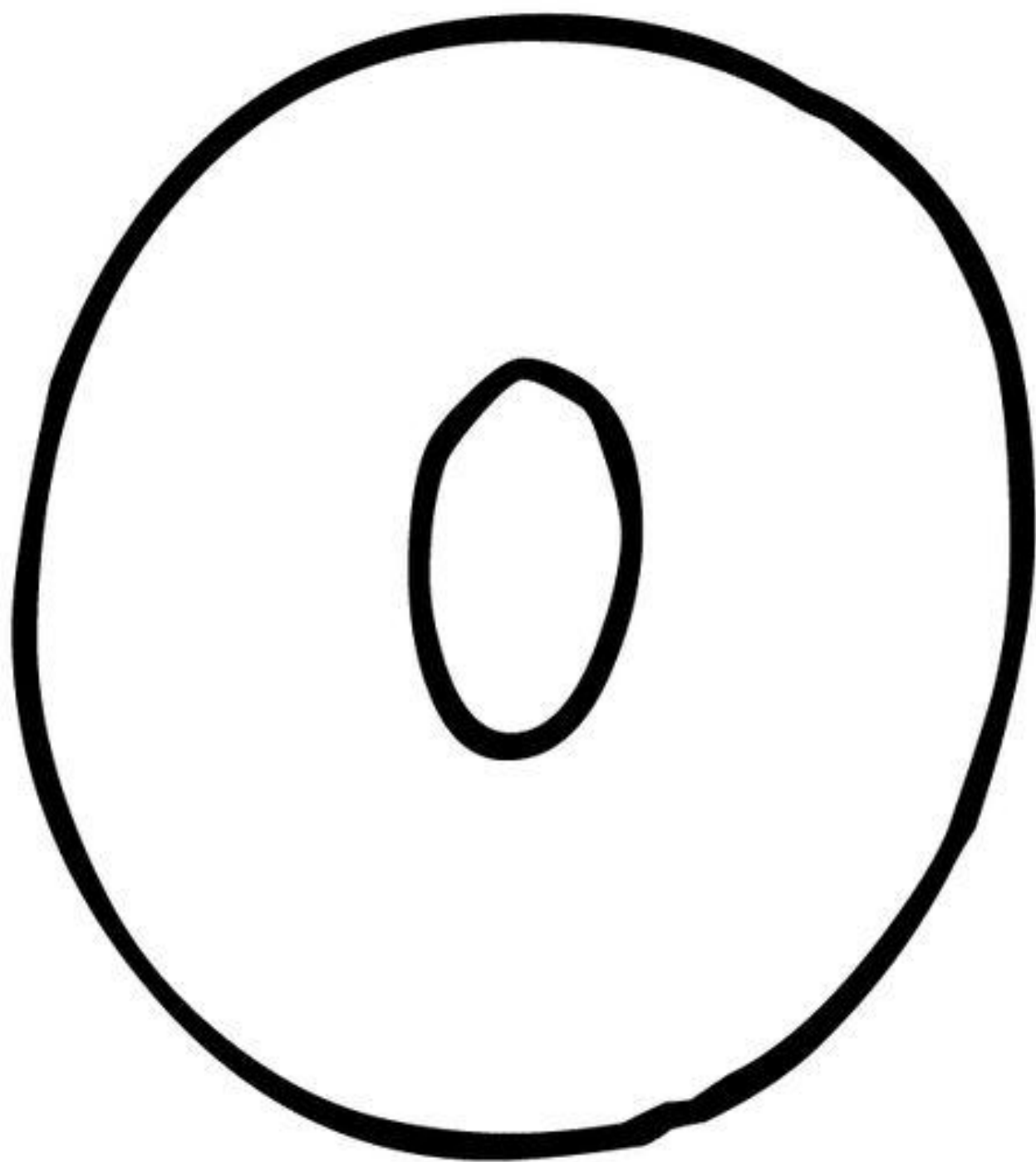


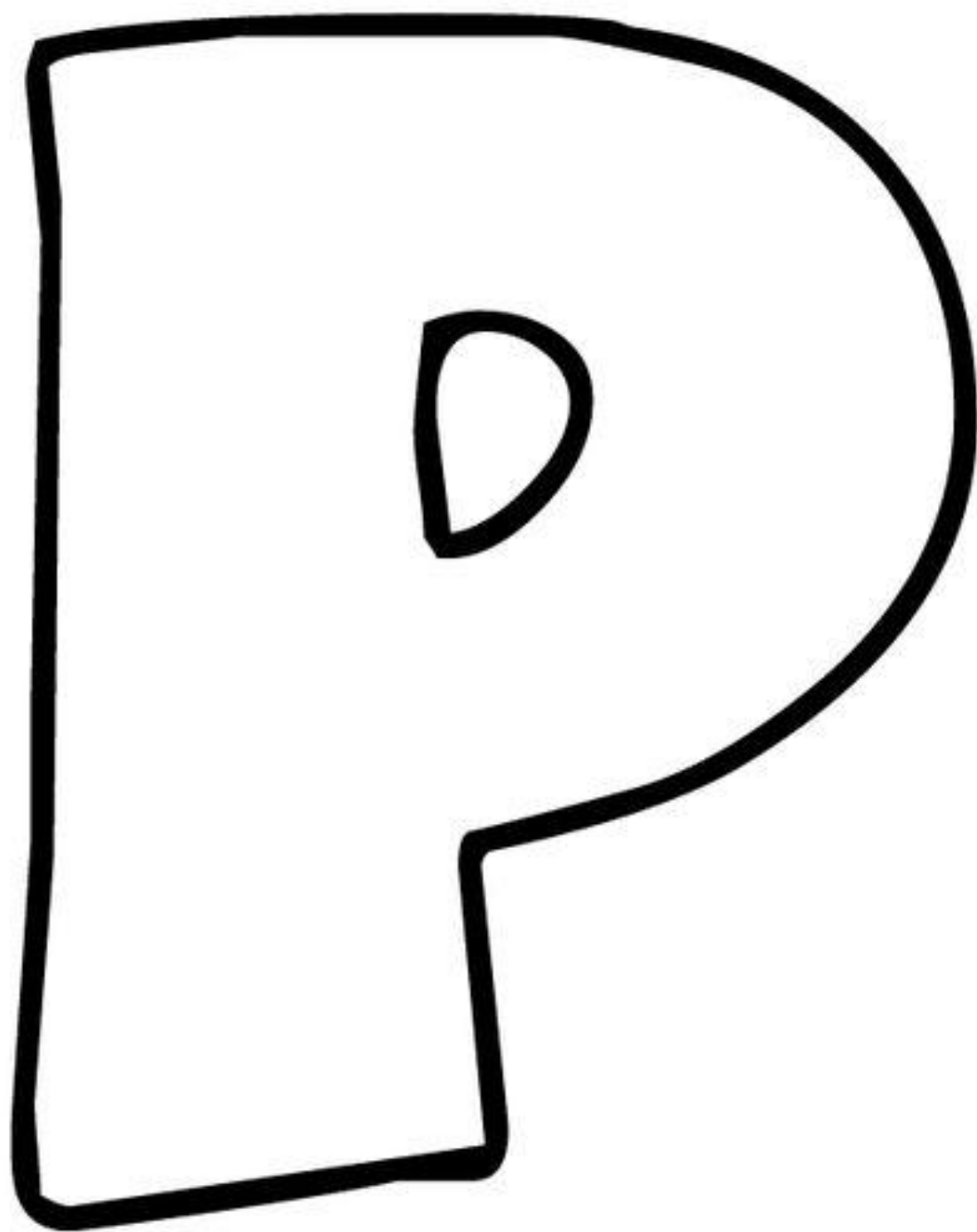




NM




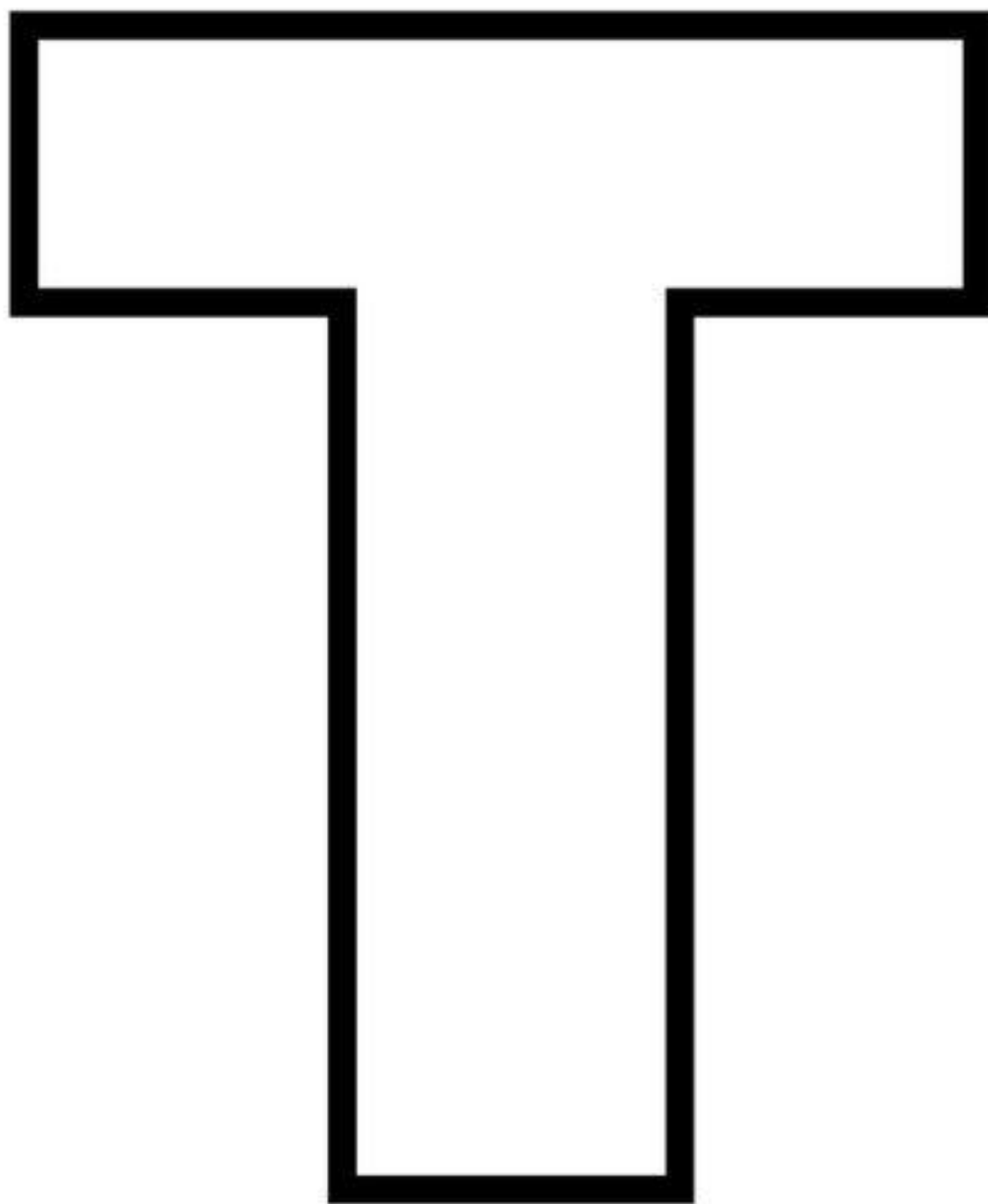


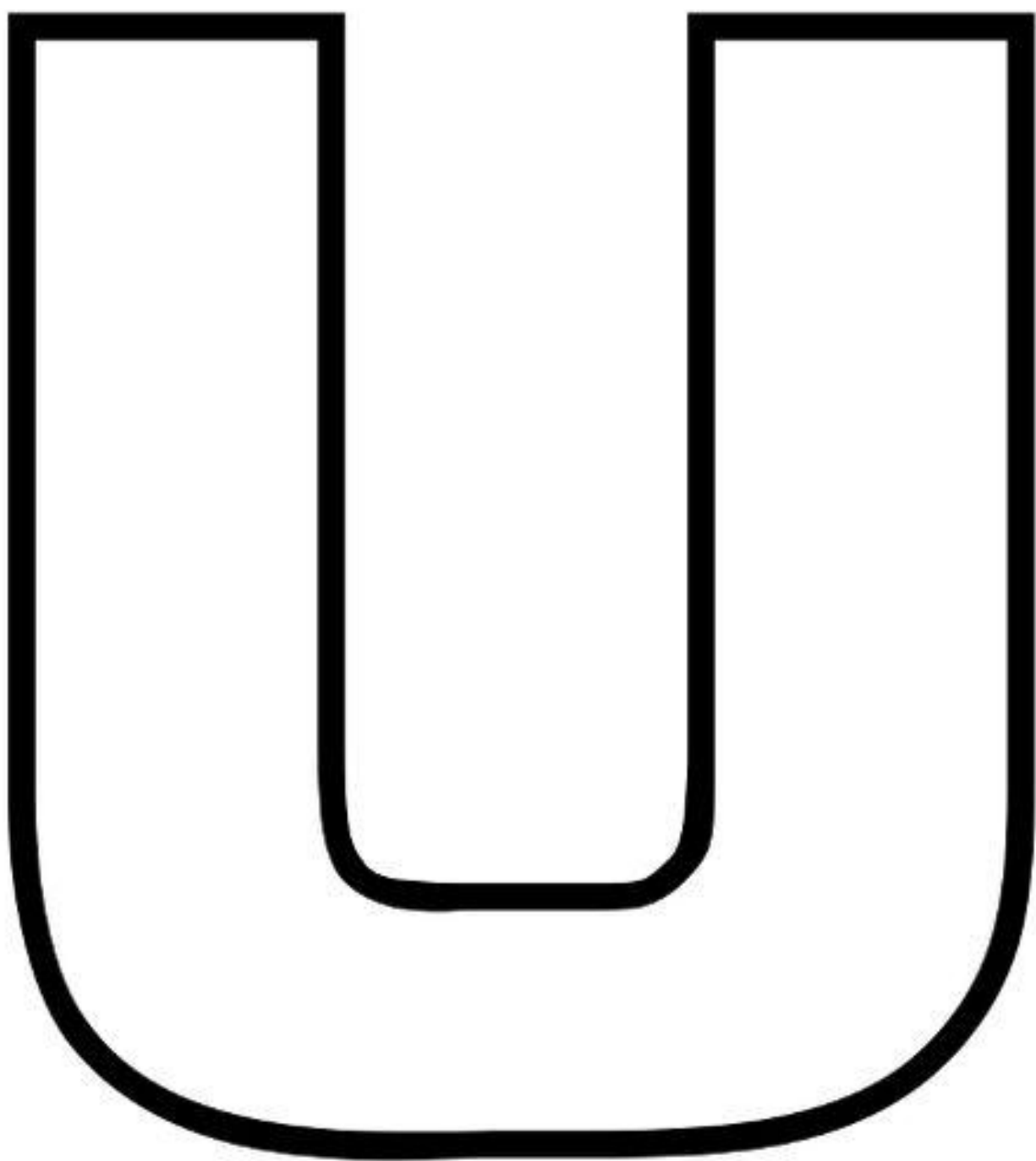





R












W









***Use the Science Experiment slides for this lesson**

1. Science Experiments KC Loop: for when kids enter the room (All that You Need instrumental; mp3 only; can be downloaded on website)
2. Video: Stained Glass Sugar (0:00-1:25;
<https://www.youtube.com/watch?v=bpPIV-AOGuA>)
3. Video: 10-minute timer (<https://www.youtube.com/watch?v=Vn31KFenBlo>)
4. Image: Starry Night
5. Video: God's Story / God Made People
(<https://www.youtube.com/watch?v=ZZPfCWV81pE&t=23s>)
6. Video: 10-minute timer (<https://www.youtube.com/watch?v=Vn31KFenBlo>)
7. Video: Context / Every Voice Matters
(<https://www.youtube.com/watch?v=YHZoEVEcgus>)
8. Slide: Colossians 1:16 All things were created in him. He created everything in heaven and on earth. He created everything that can be seen and everything that can't be seen. He created kings, powers, rulers and authorities. All things have been created by him and for him.
9. Music Video: Beloved (<https://www.youtube.com/watch?v=pgJFUW3VenY>)