

# K-2nd



March 31-April 1, 2018

DATE

Easter

LESSON TITLE

Mark 14-16, 1 Corinthians 15:57

WHERE TO FIND IT

Jesus has victory over death!

MAIN POINT

## schedule

**Connect Time (15 minutes):** Five minutes after the service begins, split kids into groups and begin their activity.

**Large Group (30 minutes):** Begin 20 minutes after the service starts. Model what it looks like to be engaged in large group.

**Small Group (15 minutes):** Keep kids in small groups until parents arrive. If you all have extra time at the end, you can review the video and songs together.

## tips

Today is all about the most amazing rescue ever: Jesus' rescue of us! Using the term "rescue" is a good way to help new kids learn what the gospel means for them, in language they can understand.

**\*\*This week is about 75 minutes long.** We've included an extra activity in small group to help keep kids engaged until pick up.

## check-in/out

As kids leave, ask them what their **sticker** means!

## large group heads up

Today is a **VICTORY CELEBRATION** that Jesus died for us, and then came back to life! Here's how to set the tone for today's experience:

1. Have lots of energy
2. Welcome every single kid by name
3. Most of all: have FUN!



## connect time

**GOAL:** *Connect Time is all about engaging kids in an activity that allows them to connect with each other right away, while simultaneously piquing their curiosity for Large Group and preparing their minds for what they're going to hear.*

### **EASTER EGG FRENZY**

*\*Use the **countdown timer on the keynote** for this activity. It's the first slide of the keynote, and it includes music. (Don't have access to the keynote in your room? Just use a timer on your phone or watch.)*

- Divide kids into four equal teams, and assign each team a color: **red, blue, yellow and green**. (Tape a **piece of colored paper** in each corner to help kids remember which team they should return to.)
- Each team gathers in a separate corner of the room with a bin of **25 Easter eggs**.
- The goal is for each team to grab eggs from ANY of the other teams' bins, and bring them back to YOUR team's bin. **The team with the most eggs after 5 minutes, wins!** (*No team will ever get all the eggs, since everyone is continually stealing eggs from each other.*)
- Here is the only rule: You may only bring back one egg at a time!
- Start the **countdown timer on the keynote**, and let kids start collecting eggs! At the end of 5 minutes, count the eggs and see who has the most.
- Play another 5 minute round (if you have time).
- **Tip:** If your group is a little extra rowdy (or if some kids need to calm down) have them crawl on their knees to steal eggs, instead of walking or running. You could also have them do other things like skip, walk backward, hop, etc.

**Before you go to Large Group, you can ask kids how their week went. You can also remind kids of the expectations for Large Group behavior: (1) be kind, (2) listen when somebody speaks, and (3) follow the leader's instructions.**

## special notes

Materials:

- Prepare **markers** and **pieces of tear off paper**
- Draw a cross on each of them
- Lay them on the floor, on tables, or tape them on walls near the Large Group area for the end of today's lesson

## presenter tips

Here's a link to today's story video:

God's Story / Easter:

<https://youtu.be/cZ4gQniUVO8>

Here's a link to the new worship video "Undefeated":

<https://youtu.be/lppwbzsS7cc>

## script

### WELCOME AND WORSHIP

**Main Goal:** Welcome kids and kick off the lesson with some fun, celebratory worship.

*\*As kids enter, you can play the "The Best of Snowball" bunny video for fun! You can play it as kids are sitting down and getting settled, or as a fun way to introduce the Easter lesson.*

- **Welcome:** Hey everybody! Welcome to Kids' Club, we're so glad to have you here. It's Easter weekend, and around here, and that means it's time to celebrate and worship God!
- **Music Video: Wake**
- **Say:** Great job! Everyone have a seat. You all did an amazing job in Connect Time. How did you have to try and beat the other team? (Let kids respond.) Yeah, by stealing and collecting as many eggs as possible for your team!
- **Say:** Let's celebrate our teams! If you're on the blue team, stand up and yell, "GO BLUE TEAM!" as loud as you can! 1, 2 3! (Let kids cheer, then sit down. Repeat for each team.)
- **Say:** When you're trying to beat another team, or win against someone else, you're trying to be victorious! That means you WIN! Let's all say, "Victorious". (Let kids repeat with you.) Good job!
- **Say:** So if your soccer team wins a game, are you victorious? (Let kids respond.) Yes! What if you're in war, and you win against the enemy? Are you victorious? (Let kids respond.) Yes! How about getting the gold medal in the Olympics? Are you victorious? (Let kids respond.) Yes!

<p><b>WHAT IS VICTORY?</b></p>	<ul style="list-style-type: none"> <li>● <b>Say:</b> In all those examples, there are different sides competing or fighting against each other to win. And if you really want to win, you have to work really hard, and give it your all. Let's check out a mashup video of different Disney characters fighting to win, so they can have victory.</li> <li>● <b>Video: Disney Mashup: Fights</b></li> <li>● <b>Say:</b> Today we're going to hear about the biggest battle ever fought, and the greatest victory of all: how Jesus defeated and was VICTORIOUS over death!</li> </ul>
<p><b>THE ENEMY</b></p>	<ul style="list-style-type: none"> <li>● <b>Say:</b> To understand the two sides of this big fight, we have to go all the way back to the beginning of the Bible, when God created Adam and Eve. God let Adam and Eve choose whether they wanted to obey God or not, and they decided to <i>disobey</i> God. That's when <b>sin</b> entered the world.</li> <li>● <b>Say:</b> Let's check out a quick video to help us understand why sin is a big deal, and why Jesus had to defeat it.</li> <li>● <b>Video: Why is Sin a Big Deal?</b></li> <li>● <b>Ask:</b> So what happened when sin entered the world? (Let kids respond.) Yep, sin separated us from God. It created a big gaping hole between us and Him. People started to make wrong choices, and the world was now broken.</li> </ul>
<p><b>THE RESCUE PLAN</b></p>	<ul style="list-style-type: none"> <li>● <b>Say:</b> The story doesn't end there though, does it? Because even though none of us is perfect, and we ALL sin and make wrong choices....God came up with a plan to bring us close to Him again.</li> <li>● <b>Say:</b> He sent a Rescuer down to the world to DEFEAT sin and death once and for all, so that WE wouldn't have to. If you know who the Rescuer is, shout his name on the count of three: 1, 2...3: (Let kids shout: JESUS!)</li> <li>● <b>Say:</b> Jesus came earth to fight against sin and death. He came to take the punishment that WE deserve, because there's no way we could be victorious on our own!</li> <li>● <b>Say:</b> So how <i>exactly</i> did Jesus beat death? Well that's what Easter is all about. Let's watch a video, and hear how Jesus fought the enemy, and WON. As you watch, pay attention to what Jesus did to rescue us, and defeat death!</li> <li>● <b>Video: God's Story / Easter</b></li> </ul>

## JESUS IS VICTORIOUS

*\*Motion for "Thank you"*



## SO...WHAT DOES THIS MEAN FOR US?

*\*Need large sheets of paper and markers. Draw a cross on the paper.*

*\*If you have kindergarten aged kids, encourage them to draw instead of write (if they can't read/write yet).*

- **Say:** What Jesus did for us on Easter is the greatest victory this world has ever seen. He fought for us...and WON. He went through suffering and pain and DEATH, and he was STILL victorious!
  - **Say:** Let's read about it! (Read together as a group.)
  - **Slide: 1 Corinthians 15:57 But thank God! He gives us victory over sin and death through our Lord Jesus Christ.**
  - **Say:** Let's practice some special motions to help us memorize this verse!
    - **1 Corinthians 15:57**
    - **But thank God!** (put your hand to your mouth, then bring it forward and down)
    - **He gives us victory** (do a strong pose)
    - **over sin and death** (make a big X with your arms)
    - **through our Lord Jesus Christ.** (point a finger to each palm)
  - **Say:** When we choose to believe that Jesus died, and came back to life, we get to be part of his family. And instead of being separated from God, we get to be with him in heaven, *forever!*
- 
- **Ask:** So WHY would Jesus do this? Why would he suffer and die and take our punishment? (Let kids respond.) Yep, it's because He loves you. He knows your name, and wants to be a part of your life. He is always with you, no matter where you go, or what you do!
  - **Say:** On the count of 3, let's all yell together, "Jesus loves me!" as loud as we can! Ready? 1, 2, 3! **JESUS LOVES ME!!!** Great job everyone!
  - **Say:** Now we're going to worship and celebrate Jesus with all our might! But we're going to do it in a special way. See these **big sheets of paper**? What's on them? (Let kids respond.) Yep, **crosses**. A cross is what Jesus died on, and we're going to work together to show WHY Jesus died on the cross. During the song, come up to one of the crosses:
    - **Grab a marker and trace your hand** on the paper
    - **Inside the hand or (near it), write your name, and one thing that you want to tell Jesus, after everything we've heard today.** You could write what you hear in the song, write something that Jesus has done for you, or just tell him how you feel about him!

**WORSHIP AND PRAYER**

- **Say:** Once everyone has done that, we'll be able to see all our hands and names up here, and see how Jesus has rescued *every single person* in this room!
- **Music Video: Undefeated**
- **Say:** Now that's a victory celebration! Great job everyone. Look at all these hands up here! They represent every kid and adult in this room, and how Jesus loved every one of us so much, he died for us.
- **Say:** As I pray, think about how you want to respond to Jesus today. Maybe you've already chosen to follow him, or maybe you're making that choice for the very first time today!
- **Prayer: *Jesus, thank you for defeating death, and giving us victory over sin. Please speak to every kid in this room today, and tell them how much you love them. And if anyone wants to follow you, they can choose to do that right now (give kids a few seconds of silence). Amen!***
- **Extra Music Video (Optional): More Like You Are**



## instructions

**Goal:** Kids will understand that (1) Jesus rescued them by dying for them, (2) Jesus is more powerful than any enemy who tries to defeat us and (3) because Jesus has victory, WE have victory too!

**Why?** This is the most important message we can give to kids: that Jesus loves us so much, he died to rescue us and be close to us.

**Tips:** Describing the gospel in terms of Jesus' rescue will help kids understand what the resurrection means for them; that he is so strong and loving, he rescued us from death.

## small group

### RESPOND TO THE STORY

1. Go around the group and share (1) your name and (2) your favorite thing to do on Easter
2. Why do we need to be rescued? (We all make wrong choices and sin, so we deserve punishment. So we need a Rescuer to take our place!)
3. HOW did Jesus rescue us? (He died on the cross, and then rose again and is alive today!)
4. Why do you think Jesus did all this for us? (Because he loves us!)

***\*If you're comfortable with it, share with kids how YOU came to follow Jesus. Then ask if there any kids who want to choose to believe in Jesus today, and start following him!***

### EGG CHALLENGE

- Divide kids into **two teams**. Lay out **egg cards** in the middle of the group, blank side up.
- Each team will take a turn and choose an egg. They'll turn it over to reveal either a **good egg**, a **rotten egg**, or a **prize egg**:
  - If you find a good egg, keep it, and the leader will ask your team a question (from the **question sheet**), and you get to guess the answer for **1 point**.
  - If you find a rotten egg, you have to do a silly command, then put it back. Here's some "rotten egg" commands (or make up your own!)
    - Do 5 jumping jacks
    - Go slap a wall
    - Make a face like you're smelling a rotten egg
    - Make an animal sound (dog, cat, cow, chicken, etc.)
  - If you find a prize egg, your team keeps it and gets **3 points!**
- Play until all the good/prize eggs are gone, then give each kid a **piece of candy**.  
(Activities continued on next page.)

### STICKER GIVEAWAY

- Give each kid a **sticker**.
- **Say:** Jesus fought death, and he WON. That's something we want to show the world, so we're getting a special sticker that says "Jesus won. Death Lost." Stick it on your shirt, your notebook, at home, at school...anywhere you'll see it, and be reminded of what Jesus did for you.

### VERSE MOTIONS

- Read the verse out loud (as a group) using the verse card: **1 Corinthians 15:57: But thank God! He gives us victory over sin and death through our Lord Jesus Christ.**
- Choose any of the following ways to say the verse together as a group:
  - Hopping like a bunny
  - Whispering
  - Holding your nose
  - Flapping wings like a chick
- Now practice these motions from Large Group!
  - **1 Corinthians 15:57**
  - **But thank God!** (put your hand to your mouth, then bring it forward and down)
  - **He gives us victory** (do a strong pose)
  - **over sin and death** (make a big X with your arms)
  - **through our Lord Jesus Christ.** (point a finger to each palm)
  - Still have extra time? Have kids do a **coloring sheet**.





## connect questions

How did Jesus have VICTORY over death?




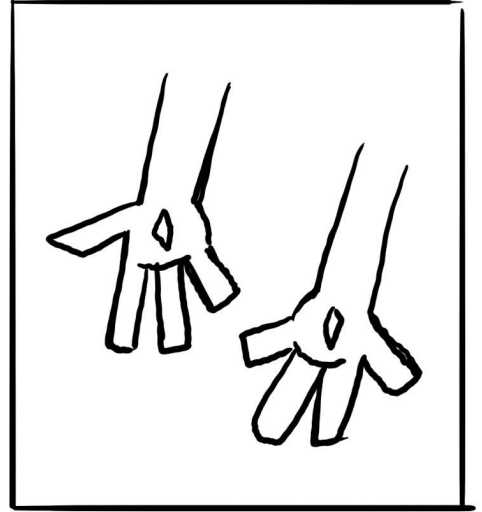
Today, we're eating Starburst candy. Let a volunteer know if your kid as an allergy.

## lesson supplies

<b>Connect Time</b>			
<b>Item</b>	<b>Usage</b>	<b>Details</b>	<b>Provided by</b>
Easter Eggs	100 per room, reused	<a href="#">Oriental Trading. Item #IN-5/962</a> (extras are provided)	KC National
Bin	4 per room, reused	use tubs or larger bins if possible	site
Red construction paper	1 per room, reused		KC National
Blue construction paper	1 per room, reused		KC National
Yellow construction paper	1 per room, reused		KC National
Green construction paper	1 per room, reused		KC National
Painters Tape	1 roll per room, reused		site
<b>Large Group</b>			
<b>Item</b>	<b>Usage</b>	<b>Details</b>	<b>Provided by</b>
Adventure Bible for Early Readers	1 per large group, reused	<a href="#">BiblesbytheCase.com</a>	site
<b>Small Group</b>			
<b>Item</b>	<b>Usage</b>	<b>Details</b>	<b>Provided by</b>
Coloring Page - Easter	1 per kid	Page 10, 8.5x11 paper, black & white	site
Markers	1 set per small group, reused		site
Egg cards	1 set per small group, reused	8.5x11 cardstock, color, cut into quarter sheets, Pages 11-14 *place <b>set</b> into a gallon ziplock with the question sheet.	site
K-2nd Egg Game Question Sheet	1 per small group, reused	8.5x11 cardstock, b&w, Page 15	site
Gallon Ziplock	1 per small group, reused	Place the Egg Card Set & the Question Sheet in the gallon ziplock	KC National
Verse card	1 per group, reused	8x11 cardstock, black and white, Page 16	site
"Jesus won. Death lost." sticker	1 per kid	Gap Advertising	KC National
Piece of candy	1 per kid	<a href="#">Starburst</a> (300-325 per bag)	KC National

name \_\_\_\_\_

---



How did Jesus have VICTORY over death?  
Why did Jesus rescue you?

*Read more about Easter in Mark 14-16.*




**GOOD EGG**



**GOOD EGG**



**GOOD EGG**



**GOOD EGG**



**GOOD EGG**



**GOOD EGG**



**GOOD EGG**



**GOOD EGG**



**GOOD EGG**



**GOOD EGG**



**PRIZE EGG**



**PRIZE EGG**



**ROTTEN EGG**



**ROTTEN EGG**



**ROTTEN EGG**



**ROTTEN EGG**

# Ask these questions when kids find a "Good Egg"

1

How much do you think the world's largest chocolate egg weighs: as much as a motorcycle or a school bus? (Allow team to guess)

**The world's largest chocolate egg was made in Italy and it was as heavy as a school bus! (Give team ONE point)**

2

How many days was Jesus in the tomb after He died? (Allow kids to guess)

**Jesus was in the tomb for three days. On the third day, He rose again, and now we celebrate that Jesus is alive. (Give ONE point to the team)**

3

What part of a chocolate bunny do most people eat first? (Allow team to guess)

**Most people eat the ears first! (Give team ONE point)**

4

On what day of the week did Jesus die on the cross? (Allow the team to guess)

**Jesus was crucified on a Friday. This day is called "Good Friday." (Give ONE point to the team)**

5

The man who invented Easter egg dye worked as a: veterinarian OR pharmacy owner? (Allow team to guess)

**Mr. Townley owned a pharmacy. In the 1800s, he invented the recipe for Easter egg dye tablets at his store. (Give team ONE point)**

6

Did Jesus die to take the punishment for the wrong things HE did or for the wrong things WE do? (We do)

**Yes! Jesus never did anything wrong, but He died to take the punishment for the wrong things we do. (Give ONE point to the team)**

7

What's the world record for number of Peeps eaten in 30 seconds: 10 OR 25? (Allow team to guess)

**The world's fastest eater ate 25 marshmallow Peeps in just 30 seconds! (Give team ONE point)**

8

Jesus ate a meal with some of His closest friends just before He died. Was it called The Last Supper OR The First Breakfast? (Allow team to guess)

**At The Last Supper, Jesus ate bread and drank wine with His 12 disciples. (Give ONE point to the team)**

9

Jesus was crucified on a hill called Golgotha. What do you think it means: lamb OR skull? (Allow team to guess)

**It means skull. Jesus' friends and followers were sad to watch Jesus die, but He didn't stay dead. Now, we can celebrate that He is alive! (Give ONE point to the team)**

10

True or False: The first Easter baskets were meant to look like birds' nests with eggs placed inside. (Allow guesses)

**True! The tradition for giving Easter baskets started in Germany and was meant to look like nests. (Give ONE point to the team)**

**1 Corinthians 15:57: But  
thank God! He gives us  
victory over sin and death  
through our Lord Jesus  
Christ.**





***\*Use the Easter 2018 KC logo slide and blank slide for this keynote.***

1. Easter 2018 KC Logo Slide
2. Loop: 5 Minute Countdown Timer (<https://www.youtube.com/watch?v=Zn0E9cuRewc>)
3. Easter 2018 KC Logo Slide: for when kids enter the room (All that You Need instrumental; mp3 only; can be downloaded on website)
4. Video: The Best of Snowball (<https://youtu.be/gKO01f2yMoE>)
5. Music Video: Wake (<https://youtu.be/6qFGrIDHdJl>)
6. Slide: Victory: An act of defeating an enemy in a battle, game or other competition.
7. Video: Disney Mashup: Fights (0:00-1:10; [https://youtu.be/YzJiY\\_QpeiQ](https://youtu.be/YzJiY_QpeiQ))
8. Video: Why is Sin a Big Deal? (<https://youtu.be/HPdXH2qSC4Y>)
9. Video: God's Story / Easter (<https://youtu.be/cZ4gQniUVO8>)
10. Slide: 1 Corinthians 15:57 But thank God! He gives us victory over sin and death through our Lord Jesus Christ.
11. Music Video: Undeclared (<https://youtu.be/lppwbzsS7cc>)
12. Music Video: More Like You Are (<https://youtu.be/CzLAlrfOslo>)