

# Preschool



April 7-8, 2018

DATE

Jesus heals Matt.

LESSON TITLE

Luke 5: 17-26

WHERE TO FIND IT

Jesus can do anything!

MAIN POINT

## schedule

**First 10 minutes of the service hour:**  
Engage kids in cooperative play activities to help them connect to other kids.

**Next 5 minutes:** Connect Time

**Next 25 minutes:** Large Group

**Last 25 minutes:** Snack and Small Group

## tips

Have activities ready for kids when they arrive. Place coloring pages and crayons on the table, or help kids engage in other activities like playing with a truck or baby doll. Use this time to get to know the kids individually. Ask them questions like: "Who brings you to church?", "What's your favorite...", etc.

## check-in/out

As kids leave, remind them to retell today's story using the props (Matt cutout and mat) they got during small group.

## large group heads up

Today, we're learning the story of one of the times Jesus healed a man who couldn't walk. Jesus healed him...because he can do anything! We're focusing on that truth today.



## connect time

**GOAL:** *Connect time is all about engaging kids in a short, interactive game to prepare them for Large Group.*

- **Clean up! (When you get the 10-minute warning from the presenter, have children clean up and go sit on the rug.)**
- Tell kids that today we're talking about how Jesus can do anything! Then have some fun making up motions to things Jesus can do:
  - When we're sad (make a sad face), Jesus can make us smile (smile)!
  - When we're scared (look scared), Jesus can keep us safe (say "ahhhh!").
  - When we're lonely (cross arms), Jesus will be our friend (kids can give someone else a high five).
  - When we're sick (pretend to be sick), Jesus can make us feel better (give a thumbs up) .
  - When we're hungry (rub your belly), Jesus can bring us food (pretend to eat).
  - If you have extra time, prepare kids for large group by teaching them a phrase with motions: Jesus (point up) can do anything (spread your arms out as if showing all the things Jesus can do)!

**As you walk into Large Group, encourage kids to put on their listening ears! Remind them that HOPS will be showing us how we should act in Large Group, so we have to listen!**

## special notes

**\*You'll need a large sheet of tear-off paper as a prop for today's lesson.**

## presenter tips

Check out today's video here:

God's Story / Jesus Heals a Man:

<https://www.youtube.com/watch?v=SWDgdPiNpz0&t=1s>

## script

### WELCOME AND INTRO

**Main Goal:** Review the beginning of God's story and rescue plan.

**Notes:**

- **\*Click to play intro music.**
- **Say:** Hi Friends! Welcome to Kids' Club. I'm \_\_\_\_\_ and I'm really glad you're here today. Before we get started, I want you to meet my friend HOPS.
- **Video: HOPS Have fun!**
- **Say:** (Holding up the **Bible**.) *This* is God's story. Out of all the stories in the world, this is the most important. Do you know what it's called? (Let kids respond "the Bible.") That's right, the Bible! It's God's Rescue plan. It shows us how He rescued us from all the wrong things in the world.
- **Say:** In the beginning, God made the whole world and everything in it. He created the sun and the moon, the water and the land, the plants and the animals, and people like you and me! Everything was good. Give me a big thumbs up! (Let kids respond. Then change your tone.)
- **Say:** But THEN, something bad happened. Adam and Eve disobeyed God, and all the wrong things came into the world. Things like sadness and death. Show me your sad face. (Let kids respond.)
- **Say:** Even though Adam and Eve disobeyed God, God loved them anyway! He planned a great rescue so that Adam and Eve, and you and me, could be close to God again! Do you know who the Rescuer is? (Let kids say: Jesus!)

### A MAN NEEDS HELP

**Main Goal:** Understand why the man needed help, and why his friends wanted to help him so badly!

- **Say:** Well, when Jesus came, lots of people wanted to follow the Rescuer. One day, a guy who couldn't walk wanted to follow Jesus. (**Spread the large tear off paper on the floor and sit on it.**) Since he couldn't walk, he sat on a mat all day. He couldn't go anywhere because his legs weren't strong enough. (Act this out.)
- **Say:** This man needed help. And he decided to ask Jesus to help him walk. He knew that Jesus could do anything! Let's say that together: 1-2-3: "Jesus can do anything!"
- **Say:** Now, let's add some motions:
  - When we say "Jesus," point up (model).
  - When we say "can do anything," spread your arms wide to show all the things Jesus can do (model)!
  - OK, let's put it all together. 1-2-3: Jesus (point up) can do anything (spread your arms).
- **Say:** (Stand up.) Now, this man couldn't walk. And he didn't have a wheelchair or any way to move. So some of his friends actually came and picked up the mat....while HE was on it!
- **Say:** They carried him all the way to find Jesus. He was going to say "Jesus, help me!" Because he knew that Jesus (point up) can do anything (spread your arms)!

### JESUS HEALS "MAT"

**Main Goal:** See how Jesus healed the man, and forgave him for his sins!

- **Say:** Now, we're going to watch a video about what happened when this guy went to find Jesus. As you watch, figure out how Jesus helped the man who couldn't walk.
- **Video: God's Story / Jesus Heals a Man**
- **Say:** (**Spread the tear off paper on the floor again and sit on it.**) Wow, the guy in our story couldn't walk...but he visited Jesus, and Jesus healed him! He could walk again! (Walk in place.)
- **Say:** Jesus helped him because Jesus (point up) can do anything (spread your arms)! In fact, Jesus helped the man walk ...AND he forgave him for every wrong thing he's ever done. Because Jesus (point up) can do anything (spread your arms)...AND, he loves each of us so much!
- **Say:** Let's pray together and thank Jesus for helping and loving that man...and for helping and loving us!
- **Pray (Breaking it into small, repeatable phrases):** Hi God! Thanks for helping the man walk. Thank you for loving him. Thank you that you can do ANYTHING. We love you. In Jesus' name, aaaaa-MEN.





**WRAP UP AND WORSHIP**

**Main Goal:** Help kids interact through prayer and worship!

- **Say:** Good job, everybody! God loves when we follow him! Right now, let's do something that Jesus did a lot....let's pray!
- **Set up worship:** Let's show Jesus how happy we are that he came to the world to rescue us. Let's stand up and worship!
- **Music Video: Let All That I Am Praise the Lord**
- **Music Video: Be Strong**
- **Music Video: Jesus Loves Me**

*Dismiss kids to small groups.*



## instructions

**Goal:** to help kids (1) retell the story and (2) remember this truth: Jesus can do anything!

**Why?** We want kids to begin building their faith while they're young.

**Tip:** If you finish the re-enactment with Matt and the mat, have kids put their props in a safe place. We want kids to have them to retell the story at home.

## small group

### REVIEW THE STORY

1. What was wrong with the man in the story? (he couldn't walk)
2. When he got to the house Jesus was at, there were TONS of people. How did his friends help him get into the house? (they cut a hole in the roof)
3. When Jesus saw the guy coming down through the roof, did he help him? (Yes!)
4. What did Jesus help Matt do? (Walk!)
5. Did Jesus help Matt with anything else? (Older kids might remember that Jesus also forgave Matt for all the wrong things he had done.)
6. Is there anything you want Jesus to do for you? (Guide kids toward things like: helping a sick family member, comforting us when we're scared, helping us to share).

### MAKE IT PERSONAL

- Give each kid a **"mat" (rug) image** and let them decorate and color it (remind them a mat is a like a small rug or carpet).
- Give each kid a **miniature person shape**, and let kids decorate it if they want (they can add a face, clothes, etc).
- Put a **bin** at each table, and let kids act out the story: (model for the kids)
  - Matt couldn't walk. He had to lay on the mat. (Lay Matt on the mat.)
  - Matt's friends brought him to Jesus, and lowered him through the roof (carry Matt on the mat, dangle him down into the bin as if he's going through the "roof".)
  - Jesus healed Matt! (Stand Matt up on the mat!)
  - Because Jesus (point up) can do anything (spread your arms)!
- Let kids play with their props as much as they want, and repeat the actions in the story!

*Extra time? Have kids do a **coloring sheet**. After that play "Simon Says."*



## connect questions

Tell me about the man who couldn't walk.  
How could Jesus heal him?

## lesson supplies


Connect Time			
Item	Usage	Details	Provided by
No supplies needed.			

Large Group			
Item	Usage	Details	Provided by
Jesus Storybook Bible	1 per large group, reused	<a href="http://BiblesbytheCase.com">BiblesbytheCase.com</a>	site
Large sheet of tear-off paper	1 per room		site

Small Group			
Item	Usage	Details	Provided by
Coloring Page- Jesus heals Matt	1 per kid	Page 8, white paper	site
Markers	1 set per group, reused		site
Mat (rug)/ Story Card image	1 per kid	8.5x11 cardstock, color, double sided, cut into quarter sheets, Page 9-10	site
Miniature person shape	1 per kid	<a href="http://Amazon">Amazon</a> , <a href="http://Hygloss Products Pocket Shape">Hygloss Products Pocket Shape</a> or <a href="http://www.theeducationstationinc.com">www.theeducationstationinc.com</a>	KC National
Bin	1 per small group		site

name \_\_\_\_\_




---



Tell me about the man who couldn't walk.  
How could Jesus heal him?

*Read more about this week's story in Luke 5: 17-26.*





## Jesus Heals a Man

---

- A man could not walk, so his friends took him to see Jesus!
- There were people everywhere.
- The man's friends lowered him through a roof to see Jesus!
- Jesus healed the man, and he could walk.
- Jesus heals us on the outside, and the inside too!

You can read more about this story in **Luke 5:17-26.**

[www.CrossroadsKidsClub.net](http://www.CrossroadsKidsClub.net)

## Jesus Heals a Man

---

- A man could not walk, so his friends took him to see Jesus!
- There were people everywhere.
- The man's friends lowered him through a roof to see Jesus!
- Jesus healed the man, and he could walk.
- Jesus heals us on the outside, and the inside too!

You can read more about this story in **Luke 5:17-26.**

[www.CrossroadsKidsClub.net](http://www.CrossroadsKidsClub.net)

## Jesus Heals a Man

---

- A man could not walk, so his friends took him to see Jesus!
- There were people everywhere.
- The man's friends lowered him through a roof to see Jesus!
- Jesus healed the man, and he could walk.
- Jesus heals us on the outside, and the inside too!

You can read more about this story in **Luke 5:17-26.**

[www.CrossroadsKidsClub.net](http://www.CrossroadsKidsClub.net)

## Jesus Heals a Man

---

- A man could not walk, so his friends took him to see Jesus!
- There were people everywhere.
- The man's friends lowered him through a roof to see Jesus!
- Jesus healed the man, and he could walk.
- Jesus heals us on the outside, and the inside too!

You can read more about this story in **Luke 5:17-26.**

[www.CrossroadsKidsClub.net](http://www.CrossroadsKidsClub.net)

# A/V needs

## Preschool



1. Song slide: for when kids enter the room (All that You Need instrumental; mp3 only; can be downloaded on website)
2. HOPS Have fun! ([https://www.youtube.com/watch?v=EnF\\_1OFT2us&feature=youtu.be](https://www.youtube.com/watch?v=EnF_1OFT2us&feature=youtu.be))
3. Video: God's Story / Jesus Heals a Man:
4. <https://www.youtube.com/watch?v=SWDgdPiNpz0&t=1s>
5. Music Video: Let All That I Am Praise the Lord  
(<https://www.youtube.com/watch?v=AIBhafcbCEI>)
6. Music Video: Be Strong ([https://www.youtube.com/watch?v=GZFMgFre\\_c0](https://www.youtube.com/watch?v=GZFMgFre_c0))
7. Music Video: Jesus Loves Me (<https://www.youtube.com/watch?v=tguQFR95Nms>)