

# Preschool

crossroads

kids'  
club

March 31-April 1, 2018

DATE

Easter

LESSON TITLE

Mark 14-16

WHERE TO FIND IT

Jesus is alive!

MAIN POINT

## schedule

**First 10 minutes of the service hour:**  
Engage kids in cooperative play activities to help them connect to other kids.

**Next 5 minutes:** Connect Time

**Next 25 minutes:** Large Group

**Last 25 minutes:** Snack and Small Group

## tips

Today is all about the most amazing rescue ever: Jesus' rescue of us! Using the term "rescue" is a good way to help new kids learn what the gospel means for them, in language they can understand.

**\*\*This week's class is about 75 minutes long.** We've included an extra activity in small group to help keep kids engaged until pick up.

## check-in/out

As kids leave, ask them what their **sticker** means!

## large group heads up

Today is a **VICTORY CELEBRATION** that Jesus died for us, and then came back to life! Here's how to set the tone for today's experience:

1. Have lots of energy.
2. Welcome every single kid by name.
3. Most of all: have FUN!

## connect time

**GOAL:** *Connect time is all about engaging kids in a short, interactive game to prepare them for Large Group.*

- **Clean up! (10 minutes after the service start time, when you get the 5-minute warning from the presenter)**
- Line up.
- Then tell kids today's story is REALLY exciting! Let's practice getting excited:
  - Clap
  - Give a thumbs up
  - Smile
  - Break out in dance
  - Cheer
  - Fist pump
  - Give high fives
  - Wiggle
  - Shout, "Yay!!"
- Bring it back down to calm movements like a smile and thumbs up before heading into Large Group.

**As you walk into Large Group, encourage kids to put on their listening ears! Remind them that HOPS will be showing us how we should act in Large Group, so we have to listen!**

## special notes

Today, we're watching a special music video called "Jesus is alive!" You can let kids stay seated and watch it like a normal video (worship will come later!)

Jesus is Alive:

<https://youtu.be/jE3W-hrY-J4>

## presenter tips

Here's today's story video:

God's Story / Easter:

<https://youtu.be/cZ4gQniUVO8>

## script

### WELCOME AND INTRO

**Main Goal:** Review the beginning of God's story and rescue plan.

**Notes:**

- **\*Click to play intro music.**
- **Say:** Hi Friends! Welcome to Kids' Club. I'm \_\_\_\_\_ and I'm really glad you're here today. Before we get started, I want you to meet my friend HOPS.
- **Video: HOPS Put on your listening ears!**
- **Say:** (Holding up the **Bible**.) *This* is God's story. Out of all the stories in the world, this is the most important. Do you know what it's called? (Let kids respond "the Bible".) That's right, the Bible! It's God's Rescue plan. It shows us how He rescued us from all the wrong things in the world.
- **Say:** In the beginning, God made the whole world and everything in it. He created the sun and the moon, the water and the land, the plants and the animals, and people like you and me! Everything was good. Give me a big thumbs up! (Let kids respond. Then change your tone.)
- **Say:** But THEN, something bad happened. Adam and Eve disobeyed God, and all the wrong things came into the world. Things like sadness and death. Show me your sad face. (Let kids respond.)
- **Say:** Even though Adam and Eve disobeyed God, God loved them anyway! He planned a great rescue so that Adam and Eve, and you and me, could be close to God again! Do you know who the Rescuer is? (Let kids say: Jesus!)

## WE NEED A RESCUER

**Main Goal:** Understand that we live in an imperfect home.

- **Say:** Today is Easter, and that means we get to talk about how Jesus rescued us! Let's all say, "Yay!!" (Let kids respond.)
- **(Image: Sad)** But first, think about all the wrong things in the world for a minute: If you've ever gotten a boo-boo, touch your knee (Let kids respond.) If you've felt sick, stick your tongue out (Let kids respond.) If you've ever cried, say "boo hoo" (Let kids say: boo hoo.)
- **Say:** Me too! I've been hurt and sick and sad—and angry and mean. The world is not a perfect home anymore, is it?

## GOD PLANNED A RESCUE

**Main Goal:** Understand God's plan to rescue us and bring us close to him again!

- **Say:** Well, you know what? Something even worse happened when Adam and Eve disobeyed...they couldn't be close to God anymore. BUT God loved Adam and Eve—and us—WAY too much to leave us stuck in a world full of wrong things.
- **(Image: Happy)** So God sent his son Jesus to rescue us so that we can be so close to God that we're part of the same family! This is great news: let's see your happy face again! (Let kids respond.)
- **Say:** Jesus took the punishment for all the meanness and death and wrong choices in the world, so that we don't have to. But that meant Jesus had to get punished for something he didn't do...because Jesus never made a wrong choice!
- **Say:** Let's watch a video about Jesus' rescue. As you watch, think about how much Jesus must love you...and how he wants to rescue you!
- **Video: God's Story / Easter**

## JESUS IS ALIVE

**Main Goal:** Understand that Jesus rose from the dead and he's ALIVE today!

- **Ask:** ~~Wow, did anybody see what Jesus did to rescue us?~~ (Let kids respond.) Yes, he died on the cross! He died to take the punishment for all the wrong things in the world. But guess what....???
- **Say:** Jesus didn't stay dead! He is ALIVE! He took our punishment...then got rid of it! Now we can follow Him and be a part of God's family! Give me a big smile and a thumbs up! (Let kids respond.)
- **Say:** Let's watch a special video now that's all about how JESUS IS ALIVE!
- **Music Video: Jesus is Alive**





script continued

## WRAP UP AND WORSHIP

**Main Goal:** Help kids interact through prayer and worship!

**Notes:**

- **Say:** Let's pray together and thank God for sending Jesus to rescue us! So right now, let's bow our heads and close our eyes. Repeat after me. (Pray, breaking it into small, repeatable phrases.)
- **Pray:** Hi God! Thanks for sending Jesus the rescuer! Thank you that Jesus took my punishment. Thank you that Jesus is alive! Aaaaa-MEN
- **Set up worship:** Now let's celebrate how exciting it is that Jesus rescued us, and he's ALIVE! We're going to stand up and sing songs to him!
- **Music Video: Wiggle Worm**
- **Music Video: I Just Want to Thank You**
- **Music Video: Jesus Loves Me**

*Dismiss kids to small groups. (Be creative as you dismiss them. Ask them to come give you a high five first, or maybe tiptoe or hop--like Hops--to their groups.)*



## instructions

**Goal:** Kids will (1) retell the story of Jesus' rescue and (2) recognize that Jesus rescued us, so we can be part of God's family.

**Why?** Hopefully this will lay the foundation for kids to understand the depth of God's love for us, and foster a desire to love God back

**Tips:** Today, kids will get a special sticker to celebrate how Jesus defeated death, and is alive today!

## small group

### REVIEW THE STORY

1. How did Jesus rescue us? (He died on the cross.)
2. What did people do after Jesus died? (They buried Him.)
3. How do you think Jesus' friends felt he died? (Sad!)
4. After Jesus died and was buried, what happened? (Hint: it's the BEST part of this story! Answer: He came back to life!)
5. How do you think Jesus' friends felt when he came back to life? (Happy!)

### MAKE IT PERSONAL

- Follow these steps, so that each kid can create a STORY BAG to take home!
- Give each kid a **paper bag**, a **story card** and the **items** listed below.
- Go through the whole story once with the items; then hand out the items as you go through it a second time:
  - Jesus rescued us by dying on the cross. (give each kid a **cross shape**)
  - Some soldiers buried Jesus in a tomb. (give each kid a **closed/open tomb image**, and have them flip to the **CLOSED tomb side**.)
  - His friends were sad. (give each kid a **sad face image**)
  - But then, Jesus came back to life! (have kids flip to the **OPEN tomb side**)
  - His friends were happy! (**smiley heart eraser**)
  - Jesus beat death! He came back from the dead, so nothing can beat him! ("**Jesus won. Death Lost.**" sticker)
- Remember to **write** kids' names on their bags.

### JESUS IS ALIVE!

- Do the following motions with kids to help them remember: "Jesus is alive!"
  - **Jesus is** (point your fingers to each palm)
  - **Alive** (raise hands up in the air)

(Continued on next page.)

*Extra time? Give kids a **coloring sheet**. After that, remind kids that Jesus' rescue is the most exciting part of God's story. Then play "Freeze Dance" with an exciting twist: have a dance party, but when the music stops...freeze! The person who "loses" (freezes last) has to say "Jesus is alive!" or name one person they want to tell the story to at home.*



## connect questions

Tell me about Easter.

Why did Jesus rescue us?

## lesson supplies




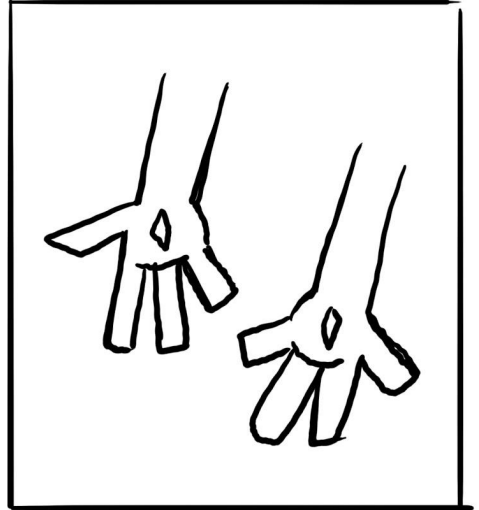
Connect Time			
Item	Usage	Details	Provided by
No supplies needed.			

Large Group			
Item	Usage	Details	Provided by
Jesus Storybook Bible	1 per room		site

Small Group			
Item	Usage	Details	Provided by
Markers	1 set per small group, reused		site
Coloring Page - Easter	1 per kid	Page 9, white paper, black & white	site
Paper bag	1 per kid	Sam's Club	KC National
Story card	1 per kid	8x11 cardstock, color, cut into quarter sheets, Page 10	site
Cross shape	1 per kid	<a href="#">Oriental Trading. Item #IN-13683811</a>	KC National
Closed/Open tomb image	1 per kid	8x11 cardstock, color, double sided, cut into quarter sheets, Page 11-12	site
Sad face image	1 per kid	8x11 cardstock, color, cut into quarter sheets, Page 13	site
Smiley heart eraser	1 per kid	<a href="#">Oriental Trading. Item #IN-9/339</a>	KC National
"Jesus is undefeated" sticker	1 per kid	Gap Advertising	KC National



name \_\_\_\_\_



How did Jesus have VICTORY over death?  
Why did Jesus rescue you?

*Read more about Easter in Mark 14-16.*

# Easter

---

- How did Jesus rescue us?  
**(He died on the cross.)**
- Some soldiers buried Jesus in a tomb. People were **sad**.
- Did Jesus came back to life?  
**(Yes!)**
- Why did Jesus rescue us?  
**(He LOVES us!)**

But thank God! He gives us victory over sin and death through our Lord Jesus Christ.

**1 Corinthians 15:57**

---

[www.CrossroadsKidsClub.net](http://www.CrossroadsKidsClub.net)

# Easter

---

- How did Jesus rescue us?  
**(He died on the cross.)**
- Some soldiers buried Jesus in a tomb. People were **sad**.
- Did Jesus came back to life?  
**(Yes!)**
- Why did Jesus rescue us?  
**(He LOVES us!)**

But thank God! He gives us victory over sin and death through our Lord Jesus Christ.

**1 Corinthians 15:57**

---

[www.CrossroadsKidsClub.net](http://www.CrossroadsKidsClub.net)

# Easter

---

- How did Jesus rescue us?  
**(He died on the cross.)**
- Some soldiers buried Jesus in a tomb. People were **sad**.
- Did Jesus came back to life?  
**(Yes!)**
- Why did Jesus rescue us?  
**(He LOVES us!)**

But thank God! He gives us victory over sin and death through our Lord Jesus Christ.

**1 Corinthians 15:57**

---

[www.CrossroadsKidsClub.net](http://www.CrossroadsKidsClub.net)

# Easter

---

- How did Jesus rescue us?  
**(He died on the cross.)**
- Some soldiers buried Jesus in a tomb. People were **sad**.
- Did Jesus came back to life?  
**(Yes!)**
- Why did Jesus rescue us?  
**(He LOVES us!)**

But thank God! He gives us victory over sin and death through our Lord Jesus Christ.





**1 Corinthians 15:57**

---

[www.CrossroadsKidsClub.net](http://www.CrossroadsKidsClub.net)











***\*Use the Easter 2018 KC logo slide and blank slide for this keynote.***

1. Easter 2018 KC Logo Slide: for when kids enter the room (All that You Need instrumental; mp3 only; can be downloaded on website)
2. Video: HOPS Put on your listening ears! (<https://youtu.be/FhSEtbZBg0>)
3. Image: Sad
4. Image: Happy
5. Video: God's Story / Easter (<https://youtu.be/cZ4gQniUVO8>)
6. Music Video: Jesus is Alive (<https://www.youtube.com/watch?v=jE3W-hrY-J4>)
7. Music Video: Wiggle Worm (<https://youtu.be/cyDs-bir9-g>)
8. Music Video: I Just Want to Thank You (<https://youtu.be/VWPpTiLecoE>)
9. Music Video: Jesus Loves Me (<https://vimeo.com/44164426>)