



K-2nd

January 20-21, 2018

DATE

Jesus heals Matt

LESSON TITLE

Luke 5:17-26

WHERE TO FIND IT

We can introduce our friends to Jesus.

MAIN POINT

schedule

Connect Time (15 minutes): Five minutes after the service begins, split kids into groups and begin their activity.

Large Group (30 minutes): Begin 20 minutes after the service starts. Model what it looks like to be engaged in large group.

Small Group (15 minutes): Keep kids in small groups until parents arrive. If you all have extra time at the end, you can review the video and songs together.

tips

Engage kids in a specific activity from the moment they walk into the door. Help them find something to color or build, or a game to play. This will help each kid feel valued and included...especially if they are a little nervous.

check-in/out

Ask kids why they created a man on a mat!

large group heads up

Kids will hear the story of how four guys brought their friend to meet Jesus...and how Jesus changed his life! The emphasis is on how we can introduce our friends to Jesus too!

connect time

GOAL: *Connect Time is all about engaging kids in an activity that allows them to connect with each other right away, while simultaneously piquing their curiosity for Large Group and preparing their minds for what they're going to hear.*

INTRODUCTIONS

*Split kids into small groups, or have one person lead the whole room.

- Give each kid a **blank sheet of paper** and a **marker**.
- Put kids in **pairs**. Each kid will make up the silliest, craziest animal or creature they can think of! Then they have to introduce what they made to their partner.
- If you have extra time, let kids introduce their creation to the rest of the small group. Then, pick 1-2 kids who want to share their creature with the rest of the room during Large Group, and let them take their picture with them (don't have all kids bring their pictures though).

Before you go to Large Group, you can ask kids how their week went. You can also remind kids of the expectations for Large Group behavior: (1) be kind, (2) listen when somebody speaks, and (3) follow the leader's instructions.

special notes

Today's music videos:

Music Video: Trust in the Lord
(<https://www.youtube.com/watch?v=goc2k9Qe-eo&t=1s>)

Music Video: Ask Me Who Loves Me
(<https://www.youtube.com/watch?v=LLk3DF7qBvc>)

presenter tips

Check out today's video here:

God's Story / Jesus Heals a Man:
(<https://www.youtube.com/watch?v=SWDgdPiNpz0&t=1s>)

script

WELCOME AND INTRO

Main Goal: Review Connect Time and introduce the lesson.

Notes:

***Click to play intro music.**

- **Say:** Hey everybody! Welcome to Kids' Club. It's great to see you here. Do a couple of partners want to come up here and introduce us to your silly animal or creature? (Let a few kids share and show their creature.)
- **Say:** We all like to share different things. Raise your hand if you have a favorite movie you want to tell me about (let 2-3 kids respond quickly). How about video game? Place to go? Food to eat? (Move through all these quickly.) Why is it fun to share some of our favorite things? (Let kids respond.) Yep, because they're so great, and we're excited about them!
- **Say:** What does it mean to introduce someone to something? (Let kids respond.) Yep, it means to show someone a person or thing for the first time. Let's watch a funny movie clip of two characters meeting for the very first time...
- **Video: Despicable Me 3 / Gru Meets Dru**
- **Say:** Have you ever met someone for the first time, and you were THAT excited? Maybe! Have you ever not seen someone for a long time, and then when you finally see them again, you're crazy excited? (Let kids respond.)

INTRODUCING OUR FRIENDS TO JESUS

Main Goal: Understand that WE can introduce our friends to Jesus, just like Matt's friends in the video.

- **Say:** When something is really great or important, we want to introduce it, don't we? Otherwise, how will people find out about it? (Rhetorical.) They won't! And in the Bible, Jesus tells us that if we know him, we have a very special job. Our job is to introduce other people...to Jesus!
- **Say:** Today, we're going to hear a story of a guy who had some friends who introduced him to Jesus. We're going to watch a video about it. As you watch, see if you can figure out HOW this one guy's friends introduced him to Jesus.
- **Video: God's Story / Jesus Heals a Man**
- **Say:** Wow, so how did Matt's friends introduce him to Jesus? (Let kids respond.) Yep, they took him on a roof, cut a hole in it and lowered Matt down! Why do you think they were willing to risk getting in trouble or making the owner of the house very angry? (Let kids respond.) Yes, because introducing Matt to Jesus was VERY important.

JESUS HEALED MAT AND FORGAVE HIS SINS

Main Goal: Understand that Jesus forgave Matt's sins, and that was even more important than healing his legs!

- **Ask:** So what happened when Matt met Jesus? (Let kids respond.) That's right, he could walk again. Because Jesus had the power of God, he had the power to heal this man.
- **Say:** If YOU were Matt, and you weren't able to walk, and Jesus completely healed you, how would you feel?! (Let kids respond.) And how would you act? (Let kids respond.) I bet Matt was so excited, he wanted to walk all over the place! Let's all stand up and jump for joy! (Act excited along with kids and yell/cheer, etc.)
- **Ask:** What else did Jesus do for Matt? Yep, Jesus forgave his sins. That means the wrong things Matt had done, the ones that separated him from God, were erased! Matt got forgiveness for his sins AND got to be close to God. And Jesus does the same thing for US.
- **Say:** Which one do you think was the most important? (Let kids respond.) Think about it: which one did Jesus do FIRST? (Let kids respond.) Yes, being close to God is more important than anything, even walking!

INVITE OTHERS TO KNOW JESUS...NO MATTER WHAT!

- **Say:** Now at first, Matt's friends couldn't find a way to get their friend to Jesus, because there were so many people crowded around. Did they let that stop them, though? No! They lowered him through the roof! Let's all pretend like we're trying to carry someone. (Act with kids: pretend like your carrying a friend on a mat, and act like it's hard, etc.)

HOW CAN WE SHOW JESUS TO OTHERS?

Main Goal: Review some real-world examples of how to introduce Jesus to others.

- **Say:** Basically, Matt's friends thought it was SO important to get their friend to Jesus, they were willing to do whatever they had to, even climb up on the roof and lower him down!
- **Say:** Do you ever feel like that when we try to introduce our own friends to Jesus? Is it always EASY to do? (Let kids respond.) No, it can be kind of hard! Maybe you're nervous about talking about Jesus with your friends. It might be hard to figure out when, where and how you can introduce them.
- **Say:** One way I like to introduce others to Jesus is by _____ *(Share a personal example; it could be a way that you've shown Jesus to others, or a way you've invited others to Crossroads, etc.)*
- **Ask:** Do you guys have other ideas? (Let kids share). Yes, great ideas! We could tell them, and we could SHOW our friends what Jesus is like too. We can treat others like Jesus would treat them, so they can see who Jesus is! That's a HUGE way we can introduce Jesus to our friends. We can show them what He's like!

RESPONSE TIME AND WORSHIP

Main Goal: Give kids a chance to actively respond to what they're hearing. Close the lesson with prayer and worship.

- **Say:** I think it's time to show Jesus how glad we are that he can heal us on the inside and outside. That he wants to forgive our sins, and be close to us forever! Let's all stand and worship him with singing and dancing!
- **Music Video: Trust in the Lord**
- **Music Video: Ask Me Who Loves Me**
- **Pray:** Ask kids to take a couple minutes of quiet to ask God to show them one friend he wants them to introduce to Jesus. Then wrap up by asking God to give us all confidence to tell everyone we know about Jesus!



instructions

Goal: Kids will (1) retell the story of Matt, (2) understand that when a person meets Jesus, his/her life changes and (3) identify one friend to whom they'd like to introduce Jesus.

Why? It's important to be constantly looking for ways to introduce our friends to Jesus.

Tip: Introducing people to Jesus can be intimidating. And there's many great ways to do it! Help kids see the value and ways they can do it, by sharing the ways you introduce your friends to Jesus.

small group

REVIEW THE STORY

1. What did Matt's friends do for him? (They took him to Jesus by lowering him through the roof)
2. Why did they take such drastic measures to get their friend to Jesus?
3. What two things did Jesus do for the paralyzed man in today's story? (He healed him physically, and he forgave his sins)
4. Do you think it's important to introduce your friends to Jesus? Why?
5. What other ways can you show people who Jesus is?

MAKE IT PERSONAL

- Remind kids how the paralyzed man's friends lowered him through the roof to see Jesus, so that he could be healed. We're going to re-create the story by making our own man being lowered on a mat!
- Set out **markers, glue sticks, tape and scissors**. Give each kid:
 - **Mat (rug) image**
 - **Matt (paralyzed man) image**
 - **2 popsicle sticks**
 - **1 gold fastener**
- Show kids how to do the following (see images on next page to help explain):
 - Let kids color and decorate the mat/rug however they like.
 - Let kids color and cut out Matt (the paralyzed man), then place him on top of the mat.
 - Stick a gold fastener through the both of the images (you might need to poke a hole with a pen first). Then, bend the 2 metal flaps against the back of the image. Now Matt can "spin" around on top of the mat!

*Still have extra time? Give kids a **coloring page**.*



connect questions

Tell me about the man Jesus healed.

How can we introduce our friends to Jesus?


lesson supplies

| Connect Time | | | |
|--------------|-------------------------|--------------------|-------------|
| Item | Usage | Details | Provided by |
| Paper | 1 per kid | 8.5x11 white paper | site |
| Markers | 1 set per group, reused | | site |

| Large Group | | | |
|-----------------------------------|---------------------------|--|-------------|
| Item | Usage | Details | Provided by |
| Adventure Bible for Early Readers | 1 per large group, reused | BiblesbytheCase.com | site |

| Small Group | | | |
|----------------------------------|-------------------------|--|-------------|
| Item | Usage | Details | Provided by |
| Coloring Page - Jesus heals Matt | 1 per kid | 8.5x11 paper, black&white, Page 8 | site |
| Markers | 1 set per group, reused | | site |
| Scissors | 1 set per group, reused | | site |
| Mat (rug) image | 1 per kid | 8.5x11 cardstock, black&white, cut into quarter sheets, Page 9 | site |
| Matt (paralyzed man) image | 1 per kid | 8.5x11 paper, black&white, cut into quarter sheets, Page 10 | site |
| Gold fastener | 1 per kid | Staples, Item #44412 | KC National |





name _____

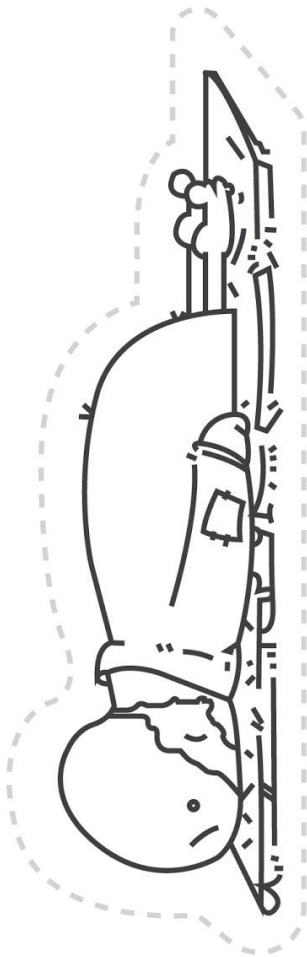
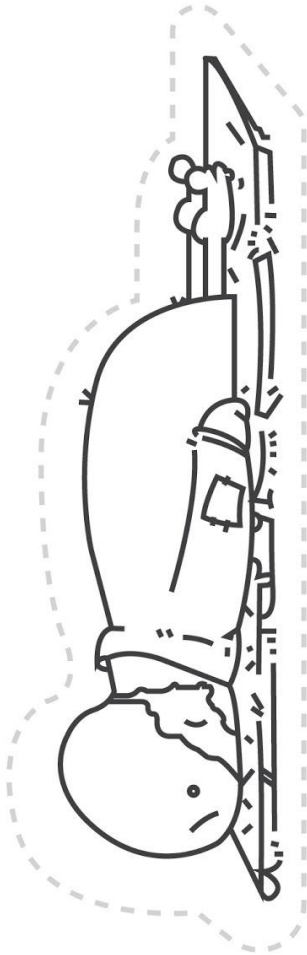


Tell me about the man Jesus healed.

How can we introduce our friends to Jesus?

Read more about this week's story in the book of Luke 5: 17-26.





A/V needs

K-2nd



1. Song slide: for when kids enter the room (All that You Need instrumental; mp3 only; can be downloaded on website)
2. Video: Despicable Me 3 / Gru Meets Dru (<https://www.youtube.com/watch?v=U9HkgIK3GCw>)
3. Video: God's Story / Jesus Heals a Man (<https://www.youtube.com/watch?v=SWDgdPiNpz0&t=2s>)
4. Music Video: Trust in the Lord (<https://www.youtube.com/watch?v=goc2k9Qe-eo&t=1s>)
5. Music Video: Ask Me Who Loves Me (<https://www.youtube.com/watch?v=LLk3DF7qBvc>)