



# 3rd-5th

January 20-21, 2018

DATE

Jesus heals Matt

LESSON TITLE

Luke 5:17-26

WHERE TO FIND IT

We can introduce our friends to Jesus.

MAIN POINT

## schedule

**Connect Time (15 minutes):** Five minutes after the service begins, split kids into groups and begin their activity.  
**Large Group (30 minutes):** Begin 20 minutes after the service starts. Model what it looks like to be engaged in large group.  
**Small Group (15 minutes):** Keep kids in small groups until parents arrive. If you all have extra time at the end, you can review the video and songs together.

## tips

Engage kids in a specific activity from the moment they walk into the door. Help them find something to color or build, or a game to play. This will help each kid feel valued and included...especially if they are a little nervous.

## check-in/out

Ask kids why they created a man on a mat!

## large group heads up

Kids will hear the story of how four guys brought their friend to meet Jesus...and Jesus changed his life! The emphasis is on how we can introduce our friends to Jesus too!



## connect time

**GOAL:** *Connect Time is all about engaging kids in an activity that allows them to connect with each other right away, while simultaneously piquing their curiosity for Large Group and preparing their minds for what they're going to hear.*

### INTRODUCTIONS

\*Split kids into small groups or have one person lead the whole room.

- Give each kid an **index card** and **marker**.
- At the top, they should write their name
- Then list numbers #1, #2 and #3 and write the answer to these 3 questions next to each number:
  - Which do you like most:
    - Skittles or M&Ms?
    - Dogs or cats?
    - Watching TV or playing outside?
- Then have kids move around the room and meet others. They must first share their names, then the answers to their questions.
- For every person they find who has at least one matching answer, they should put a tally mark on the back of their card.
- After a few minutes, have them meet in small groups. Count up the number of matching answers they had. See who has the most!
- Debrief:
  - Did you meet anybody new? Was it hard to meet new people? Why or why not?
  - Were you surprised by people's answers? Why or why not?

**Before you go to Large Group, you can ask kids how their week went. You can also remind kids of the expectations for Large Group behavior: (1) be kind, (2) listen when somebody speaks, and (3) follow the leader's instructions.**

## special notes

Today, you'll need the **straw or a towel mat** as a prop, and you'll need to choose a volunteer who is willing to be dragged on the mat by a few kids. It may be helpful to choose the volunteer before Large Group begins, and then have them come up at the appropriate time in the script.

## presenter tips

Check out today's video here:

God's Story / Jesus Heals a Man:

<https://www.youtube.com/watch?v=SWDgdPiNpz0&t=1s>

## script

### WELCOME AND INTRO

**Main Goal:** Review Connect Time and introduce the lesson.

**Notes:**

**\*Click to play intro music.**

- **Say:** Hey everybody! Welcome to Kids' Club. It's great to see you here. You guys played a game to meet some new people, and I just learned some fun things about you guys! Let's take a poll of the whole room (let kids quickly "vote" with a show of hands after each of the following)
  - Skittles ...or MMs?
  - Dogs ...or cats?
  - Watching TV or playing outside?
- **Say:** Did anybody get introduced to a person for the first time? (Let kids raise their hands.) What does it mean to introduce someone to something? (Let kids respond.) Yep, it means to show someone a person or thing for the first time.
- **Say:** Let's watch a funny movie clip of two characters meeting for the very first time...
- **Video: Despicable Me 3 / Gru Meets Dru**
- **Say:** Have you ever met someone for the first time, and you were THAT excited? Maybe! Have you ever not seen someone for a long time, and then when you finally see them again, you're crazy excited? (Let kids respond.)
- **Ask:** Ok, what if you had to introduce your friend to something brand new....what would it be? It could be a movie, game, band, person, whatever! Think about that for a second.

**INTRODUCING THINGS WE LOVE**

**Main Goal:** We all love to show others things that we love!

- **Say:** When you have something in your head that you think EVERYONE should know about, raise your hand. (Call on a few kids. Let them share it, even if it's a cool movie or video game. For each one, ask them, "Why should everybody know about it?" Let them respond.)
- **Say:** So basically, we introduce new things because we think people might like it...or because it might affect their life. It might even make them really happy!

**INTRODUCING OUR FRIENDS TO JESUS**

**Main Goal:** Understand that WE can introduce our friends to Jesus, just like Matt's friends in the video.

- **Say:** So, if we don't introduce somebody to something, how will they find out about it? (Let kids respond.) Nope, they might not ever find out. And in the Bible, Jesus tells us that if we know him, we have a very special job.
- **Say:** Our job is to introduce other people...to Jesus, so that everyone has a chance to be a part of God's family! Today, we're going to hear a story of a guy who had some friends who introduced him to Jesus.
- **Say:** We're going to watch a video about it. As you watch, see if you can figure out HOW this one guy's friends introduced him to Jesus.
- **Video: God's Story / Jesus Heals a Man**
- **Ask:** So what happened when Matt met Jesus? (Let kids respond.) That's right, he could walk again. Because Jesus had the power of God, he had the power to heal this man.
- **Ask:** What else did Jesus do for Matt? Yep, Jesus forgave his sins. That means the wrong things Matt had done, the ones that separated him from God, were erased! Matt got forgiveness for his sins AND got to be close to God. And Jesus does the same thing for us.

**INVITE OTHERS TO KNOW JESUS...NO MATTER WHAT!**

**Main Goal:** Don't let anything stop you from introducing Jesus to others!

- **Say:** Pretty amazing story, huh? Let's go to the part when the man's friends were trying to help him meet Jesus. At first, they couldn't find a way, because there were so many people crowded around. Did they let that stop them, though? No! What did they do? (Let kids respond.) Let's read what happened in the book of Luke. (Let a kid read it out loud.)
- **Slide: Luke 17:19 When they could not find a way to do this because of the crowd, they went up on the roof and lowered him on his mat through the tiles into the middle of the crowd, right in front of Jesus.**



## HOW CAN WE SHOW JESUS TO OTHERS?

**Main Goal:** Review some real-world examples of how to introduce Jesus to others.

- **Say:** So basically, Matt's friends thought it was SO important to get their friend to Jesus, they were willing to do whatever they had to, even climb up on the roof and lower him down!
- **Say:** Let's have a little fun, and imagine what this would be like in real life. Can I have a few volunteers, and a leader come up here? (Call on a few kids, and have your pre-determined volunteer come up.) Okay, we're going to do an experiment, and see just how hard it is to pull someone on this **mat**, kind of like how Matt's friends carried him on a mat!
- **Say:** Our volunteers are going to try and drag the adult while they're on the mat! Ready? (**Decide on a specific area where you want them to drag the volunteer on the mat, and make sure they don't do it too fast, or get rowdy. Once kids have dragged the volunteer across the area, let them sit back down.**)
- **Say:** That was pretty fun! Can you imagine if you had to actually carry someone on that mat, or lower them through the roof?! It would take a lot of work and energy.

## RESPONSE TIME AND WORSHIP

**Main Goal:** Give kids a chance to actively respond to what they're hearing. Close the lesson with prayer and worship.

- **Say:** Even though it was hard, Matt's friends thought it was worth it. Do you ever feel like it's hard to introduce our own friends to Jesus? Is it always EASY to do? (Let kids respond.) No, it can be kind of hard! Maybe you're nervous about talking about Jesus with your friends. It might be hard to figure out when, where and how you can introduce them.
- **Say:** One way I like to introduce others to Jesus is by \_\_\_\_\_ (**Share a personal example; it could be a way that you've shown Jesus to others, or a way you've invited others to Crossroads, etc.**)
- **Ask:** Do you guys have other ideas? (Let kids share). Yes, great ideas! We could tell them, and we could SHOW our friends what Jesus is like too. We can treat others like Jesus would treat them, so they can see who Jesus is! That's a HUGE way we can introduce Jesus to our friends. We can show them what He's like!
- **Say:** We're going to watch a worship video now called "Breaking Through," and it's about how God breaks through darkness, and into our lives. He heals us, helps us, and is with us through everything.



script continued

**RESPONSE TIME AND WORSHIP**

**Main Goal:** Give kids a chance to actively respond to what they're hearing. Close the lesson with prayer and worship.

- **Music Video: Breaking Through**
- **Pray:** Ask kids to take a couple minutes of quiet to ask God to show them one friend he wants them to introduce to Jesus. Then wrap up by asking God to give us all confidence to tell everyone we know about Jesus!



## instructions

**Goal:** Kids will (1) retell the story of Matt, (2) understand that when a person meets Jesus, his/her life changes and (3) identify one friend to whom they'd like to introduce Jesus.

**Why?** It's important to be constantly looking for ways to introduce our friends to Jesus.

**Tip:** Introducing people to Jesus can be intimidating. And there's many great ways to do it! Help kids see the value, and ways they can do it, by sharing the ways you introduce your friends to Jesus.

## small group

### REVIEW THE STORY

1. What did Matt's friends do for him? (They took him to Jesus by lowering him through the roof)
2. Why did they take such drastic measures to get their friend to Jesus?
3. What two things did Jesus do for the paralyzed man in today's story? (He healed him physically, and he forgave his sins)
4. Do you think it's important to introduce your friends to Jesus? Why? What if you didn't introduce them to Jesus?
5. What other ways can you show people who Jesus is, besides inviting them to Kids' Club?

### MAKE IT PERSONAL

- Tell kids we're going to make a **diorama!** It's a box with a scene inside, and today the scene is a paralyzed man being lowered through a roof into a room where Jesus heals him!
- Give each kid a "**Jesus heals Matt**" **diorama template** and a **rubber band**, then set out **markers**, **scissors** and **tape**.
- Tell kids that to assemble this craft, they first have to cut out the outline of all three shapes on the paper. Then they'll fold along the dotted lines and tape the flaps together to create the finished product!
- Check out the images on the following page for instructions. **(There's also additional instruction sheets you can lay out for kids to look at.)**



(Instructions on next page.)



1.



2.



3.



4.




5.



6.









### connect questions

Tell me about the man Jesus healed.  
How can we introduce our friends to Jesus?



### lesson supplies

Connect Time			
Item	Usage	Details	Provided by
Index card	1 per kid	<a href="#">Staples. Item #233601</a> (any color on hand is ok, as long as all are the same color at one site)	KC National
Markers	1 set per group, reused		site

Large Group			
Item	Usage	Details	Provided by
Adventure Bible	1 per large group, reused	<a href="#">Biblesbythe Case.com</a>	site
Straw mat or Towel	1 per room, reused	CKY sites use a solid colored towel. Northern sites will use straw mats.	KC National

Small Group			
Item	Usage	Details	Provided by
Markers	1 set per group, reused		site
"Jesus heals Matt" diorama template	1 per kid	8.5x11 cardstock, color, Page 11	site
Instruction sheets	3 per group	8.5x11 paper, color, Page 12	site
Scissors	1 set per small group, reused	*sites will need 1/kid for this activity	site
Scotch Tape	3 rolls per small group, reused	<a href="#">Staples. Item #483534</a>	site
Rubber Band	1/kid	Staples #33 Rubber Bands	KC National

Cut out this rectangle



1. Cut out the shapes
2. Fold along the dotted lines
3. Tape the flaps and sides together



## Small Group Instructions (lay out for kids to see)

1.



2.



3.



4.



5.



6.



# A/V needs

## 3rd-5th



1. Song slide: for when kids enter the room (All that You Need instrumental; mp3 only; can be downloaded on website)
2. Video: Despicable Me 3 / Gru Meets Dru  
(<https://www.youtube.com/watch?v=U9HkgIK3GCw>)
3. Video: God's Story / Jesus Heals a Man  
(<https://www.youtube.com/watch?v=SWDgdPiNpz0&t=2s>)
4. Slide: Luke 17:19 When they could not find a way to do this because of the crowd, they went up on the roof and lowered him on his mat through the tiles into the middle of the crowd, right in front of Jesus.
5. Music Video: Breaking Through (KC/SM media videos songs>music videos)