

Preschool

crossroads

kids'
club

January 6-7, 2018

DATE

Jesus at the Temple

LESSON TITLE

Luke 2:41-52

WHERE TO FIND IT

Jesus spends time with God.

MAIN POINT

schedule

First 5 minutes of the service hour:

Engage kids in cooperative play activities to help them connect to other kids

Next 10 minutes: Connect Time

Next 25 minutes: Large Group

Last 25 minutes: Snack and Small Group

tips

Sometimes it's easy to think of misbehaving kids as a "distraction," but try to think of it as an opportunity to connect instead! Try to spend some one-on-one time with them, and make them feel welcome and loved, no matter what.

check-in/out

As kids leave, ask them about their Jesus image, and how they "found" him today!

large group heads up

We don't know a whole lot about Jesus' childhood. But today, we're learning the one story we have about his life as a kid. It's the story of how Mary and Joseph accidentally left Jesus at the temple for three days. When they found him, he wasn't even scared. He was enjoying spending time with God!

connect time

GOAL: *Connect time is all about engaging kids in a short, interactive game to prepare them for Large Group.*

- **Clean up! (When you get the 10-minute warning from the presenter, have children clean up and go sit on the rug.)**
- Tell kids that we're going to talk about what Jesus was like as a kid. To help them relate to Jesus, tell them that:
 - Jesus had to grow up: pretend to be small/short and stretch up tall.
 - Jesus had to eat food: pretend to eat or have kids shout out their favorite foods.
 - Jesus played with his friends: high five each other.
 - Jesus had to get stronger: flex your muscles.
 - Jesus probably got bug bites or itchy skin: scratch your arm/hand.
 - Jesus had to take baths: hold your nose and pretend to be underwater.
 - Jesus had to breathe: take deep breaths.
 - Jesus probably yawned: yawn.
 - Jesus had to sleep: pretend to be asleep.

As you walk into Large Group, encourage kids to put on their listening ears and put a bubble in their mouths! Remind them that HOPS will be showing us how we should act in Large Group, so we have to listen!

special notes

Have fun acting out the different parts of this story with kids, and if you want to spend extra time acting like you're riding on donkeys, or traveling to Jerusalem, then go for it!

presenter tips

Here's today's story video:

Saddleback Kids / Jesus in the Temple:
https://www.youtube.com/watch?v=ho_3gvlWzbw

script

WELCOME AND INTRO

Main Goal: Review the beginning of God's story and rescue plan.

Notes:

- ***Click to play intro music.**
- **Say:** Hi Friends! Welcome to Kids' Club. I'm _____ and I'm really glad you're here today. Before we get started, I want you to meet my friend HOPS.
- **Video: HOPS Put your listening ears on!**
- **Say:** (Holding up the **Bible**.) *This* is God's story. Out of all the stories in the world, this is the most important. Do you know what it's called? (Let kids respond "the Bible.") That's right, the Bible! It's God's Rescue plan. It shows us how He rescued us from all the wrong things in the world.
- **Say:** In the beginning, God made the whole world and everything in it. He created the sun and the moon, the water and the land, the plants and the animals, and people like you and me! Everything was good. Give me a big thumbs up! (Let kids respond. Then change your tone.)
- **Say:** But THEN, something bad happened. Adam and Eve disobeyed God, and all the wrong things came into the world. Things like sadness and death. Show me your sad face. (Let kids respond.)
- **Say:** Even though Adam and Eve disobeyed God, God loved them anyway! He planned a great rescue so that Adam and Eve, and you and me, could be close to God again! Do you know who the Rescuer is? (Let kids say: Jesus!)

JESUS WAS A KID

Main Goal: Understand that Jesus grew up just like us!

- **Say:** Today, we're going to hear a story about Jesus when he was a kid like you! Do you guys know that Jesus grew up just like *you're* growing up? (Let kids respond.)
- **Say:** He did all sorts of things, like play with toys and eat his dinner, and he probably even got "ouchies" sometimes when he fell down! Point to one place YOU'VE gotten an "ouchie." (Let kids point.) Jesus knows what that feels like!

JESUS TAKES A TRIP

Main Goal: Understand how Jesus and his family took a trip, just like we take trips!

- **Say:** Well, another thing Jesus did was take a trip with his family.
- **(Image: Suitcase)** Jesus probably packed a bag for his trip. So let's see...Let's pack a suitcase for our trip! Let's put in a...
- **(Image: Toothbrush)** A toothbrush! Let's pretend to brush our teeth! (Let kids respond)
- **(Image: Clothes)** I bet he brought some extra clothes so let's add some clothes (let kids pretend to put clothes in their suitcase).
- **(Image: Snacks)** How about snacks, do you think he needed those too? (Let kids respond.) Sure! Let's add our snacks, and maybe taste a few too (Let kids respond).
- **Say:** When everything was ready, Jesus and his parents, Mary and Joseph, got ready to leave with their cousins and friends.
- **Say:** Let's pretend we're traveling with them. Stand up and walk in place. (Respond along with kids.) There were no cars or airplanes, so they might have walked or ridden on donkeys or camels.
- **(Image: donkey)** Let's pretend we're riding a donkey. Ready? (Trot in place along with kids and make a donkey sound - hee haw!)

JESUS GETS LOST

Main Goal: See how Mary and Joseph got very worried when they lost Jesus!

- **Say:** Finally, they arrived at a big city, so you guys can have a seat now. The city was called Jerusalem. Can you guys say Jerusalem? (Let kids say: Jerusalem.) Let's watch a video, and see what happened when they got there!
- **Video: Saddleback Kids / Jesus in the Temple**
- **Say:** Can you believe it?? They lost Jesus! And did they find him again?

JESUS IS FOUND

Main Goal: Understand that Jesus was at the temple spending time with God, and we can spend time with him too!

- **Say:** Yep! Jesus was at a temple, which is like a church. Jesus hadn't even been scared to be away from his parents, because he had been spending time with God! Do you think it's a good idea to spend time with God? (Let kids respond.) Me too. Let's all give a thumbs up! (Let kids respond.)
- **Say:** Guess what? We can spend time with God, too! We don't have to be at church to spend time with God. We can talk to him at home, at the playground, at the zoo—anywhere! God loves it when we spend time with him.
- **Say:** Let's spend time with God right now, just like Jesus did, by praying.

WRAP UP AND WORSHIP

Main Goal: Help kids interact through prayer and worship!

- **Pray (Breaking it into small, repeatable phrases).** Hi God! Thanks for sending Jesus. Help us to spend time with you, just like Jesus did. We love you! A-MEN.
- **Set up worship:** There's another great way to spend time with Jesus—worshipping him with singing and dancing! Let's all stand up and worship him together.
- **Music Video: Come With Me**
- **Music Video: Let All That I Am Praise the Lord**
- **Music Video: Jesus Loves Me**



instructions

Goal: Kids will (1) understand why Jesus was at the temple even though he was just a kid, and (2) identify ways that we can spend time with God!

Why? This is the only story in the Bible describing Jesus as a kid, so we can assume it's pretty important!

Tip: You can have kids do the "searching" activity one at a time, or have a few do it at the same time, in multiple bins. Do what works best for you!

small group

REVIEW THE STORY

1. What did Jesus do with his family? (Took a trip.)
2. When Joseph and Mary left to go back home, who did they forget? (Jesus!)
3. Where did Mary and Joseph find Jesus? (In the temple/church.)
4. What was Jesus doing there? (Spending time with God.)
5. Where can WE spend time with God? (Anywhere! Then list a couple specific places and ask if we can spend time with God there, like home, school, the playground, the zoo, the grocery store, etc. The answer is always YES!)
6. What can we do when we spend time with Jesus? (Talk to him, worship him with songs and dancing, listen to him, read the Bible, go outside and see the things he created, come to Kids' Club...anything!)

MAKE IT PERSONAL

- Put an empty **bin** on each table and fill it with **10 streamers** (tear off 1-foot long sections from the roll) and **20 quarter-sheets of paper**.
- Disperse the **Jesus images** into the box of materials and mix them up (Make sure there's enough Jesus images for each kid, in each bin.)
- Hold up a Jesus image for all the kids to see, and tell them that he's "lost," just like in today's story! Let each kid have a turn sorting through the materials in the bins until they find a Jesus image for themselves. (If they're younger and need help, you might want to pull the image out yourself and ask: "Is this Jesus? Yay, we found him!") Then let kids color their image with **markers**.
- Once all kids get a chance to "find" Jesus, ask them questions to remind them that Jesus wasn't really lost, he was spending time with God!
 - When Mary and Joseph lost Jesus, where was he? (The temple/church.)
 - What was Jesus doing there? (Spending time with God.)

(Continued on next page.)

*Extra time? Have kids do a **coloring sheet**. After that, let them play hide and seek with their Jesus images, hiding them around the room for others to find!*

Read a story from the Jesus Storybook Bible, you can choose any one you want this week! Remember to exaggerate and get the kids involved!!!



connect questions

Tell me about Jesus as a kid.
When can we spend time with God?


lesson supplies

Connect Time			
Item	Usage	Details	Provided by
No supplies needed.			

Large Group			
Item	Usage	Details	Provided by
Jesus Storybook Bible	1 per large group, reused	BiblesbytheCase.com	site

Small Group			
Item	Usage	Details	Provided by
Coloring Page- Jesus at the Temple	1 per kid	Page 9, 8.5x11 paper, B&W	site
Markers	1 set per group, reused		site
Streamers	Ten 1 ft. pieces per group (reused)	Oriental Trading, Item #IN-70/51	KC National
Quarter Sheets of White Paper	20 per group, reused		site
Jesus Image	1 per kid	Page 10, white paper, black & white, cut into quarter-sheets	site
Plastic Bin	1 per small group		site



name _____



Tell me about Jesus as a kid.

What did he do on his trip?

Read more about this week's story in Luke 2:41-52.





1. Song slide: for when kids enter the room (All that You Need instrumental; mp3 only; can be downloaded on website)
2. HOPS: Put your listening ears on!
(<https://www.youtube.com/watch?v=FhSEtbtZBg0&feature=youtu.be>)
3. Image: Suitcase
4. Image: Toothbrush
5. Image: Clothes
6. Image: Snacks
7. Image: donkey
8. Video: Saddleback Kids / Jesus in the Temple
(https://www.youtube.com/watch?v=ho_3gvIWzbw&list=PL5aPdmniG3y_n7hXEKTV4qQnleCe-p6Ws&index=37)
9. Music Video: Come With Me (<https://vimeo.com/49923933>)
10. Music Video: Let All That I Am Praise the Lord (<https://vimeo.com/201091757>)
11. Music Video: Jesus Loves Me (<https://vimeo.com/44164426>)