



K-2nd

October 14-15, 2017

DATE

Real Encounters 2: David

LESSON TITLE

2 Samuel 11

WHERE TO FIND IT

We can show our real, imperfect selves to God.

MAIN POINT

schedule

Connect Time (15 minutes): Five minutes after the service begins, split kids into groups and begin their activity.

Large Group (30 minutes): Begin 20 minutes after the service starts. Model what it looks like to be engaged in large group.

Small Group (15 minutes): Keep kids in small groups until parents arrive. If you all have extra time at the end, you can review the video and songs together.

tips

Kids who are more “challenging” may not hear very often that someone is glad to see them, so make sure to intentionally connect with them. Say their name, tell them you’re glad to see them, and ask them about the best or worst part of their day!

check-in/out

***Make sure every kid has a T-shirt promo card, and remind them to come to Kids' Club NEXT WEEK to get their free shirt!**

large group heads up

This week, we’re hearing about David as part of our **Real Encounters with God** series. His story shows us that we all go through failure, and we all mess up. But God loves us during those times, and he wants us to show our real, imperfect selves to him.

connect time

GOAL: *Connect Time is all about engaging kids in an activity that allows them to connect with each other right away while simultaneously piquing their curiosity for Large Group and preparing their minds for what they're going to hear.*

RUIN IT!

- Keep kids in **one large group** and choose a volunteer to be the leader.
- Give each kid **one piece of paper** and a **marker**.
- Tell kids that you're going to give them some special commands that involve your piece of paper, but they should only do it if you say "Simon Says" first. If you don't say "Simon Says," they shouldn't do it!
- Give the following commands. Make sure to say "Simon Says" before *most* of the commands, but skip the phrase for a few:
 - Make a tiny tear in your paper
 - Scribble on your paper
 - Stand up and stomp on your paper
 - Sit on your paper
 - Fold your paper in half
 - Tear your paper again
 - Draw a big "X" across your paper
 - Crumple your paper up and then spread it out smooth again
 - Stomp on somebody else's paper
 - Fold up your paper and throw it somewhere (then go get it back)
 - Tear your paper again
 - Draw lots of lines all over your paper
 - Poke a hole through your paper
 - Rub your paper across your arms like a washcloth
- Feel free to come up with more silly commands to "ruin" the piece of paper! If you have time, start over and give kids a new sheet of paper and play another round.
- Collect everybody's paper and throw it away before heading to Large Group.

Before you go to Large Group, you can ask kids how their week went. You can also remind kids of the expectations for Large Group behavior: (1) be kind, (2) listen when somebody speaks, and (3) follow the leader's instructions.

special notes

The running time for all of today's videos is **16 minutes**, which means the actual script appears shorter. Try to keep speaking to a minimum, so that you don't go too long!

presenter tips

Check out today's music videos:

Open My Eyes

(<https://www.youtube.com/watch?v=jAh0avXdgJ0>)

You Are (<https://vimeo.com/154219686>)

script

WELCOME AND INTRO

Main Goal: Review Connect Time and introduce the idea of freedom.

**Click to play intro music.*

- **Say:** Hey everyone, welcome to Kids' Club! Did you have ruining your papers in Connect Time? It's kind of fun to ruin stuff sometimes, isn't it? You start out with something that's all nice and clean and perfect...and then you mess it all up!
- **Say:** Today, we're talking about something else that got all messed up: people. Remember, in the beginning, how the world was perfect? Nothing bad happened, and everything was good!
- **Say:** Well you might remember that something happened to mess up our perfect world. People decided to disobey God, and suddenly, the world wasn't perfect anymore. People turned away from God, and made wrong choices.
- **Ask:** Do WE make wrong choices too? (Let kids respond.) Yep, we all do. Sometimes we might tell a lie, or we're mean to someone. Maybe we disobey our grown ups, or we hurt somebody's feelings. We ALL make wrong choices.
- **Say:** But guess what? Even though we do wrong things, God STILL loves us, and he wants to be close to us! Give me a big loud, "Hooray!" (Let kids respond.) Today, we're going to hear all about a man from the Bible who messed up BIG time, but God still loved him, and wanted to be close to him.

INTRO: DAVID

- **Say:** Let's watch a video to hear more about David as we travel to a place called Israel, and see real places that David went to. It's all a part of a special series we're in, called Real Encounters with God.
- **Video: Mainstage Synopsis / David (5 min)**
- **Say:** David wasn't perfect, but luckily for him, and us, none of us have to be perfect to be loved by God. God loves us no matter what we do, or what wrong choices we make.

DAVID HIDES HIS SIN

- **Say:** Let's hear a bit more about who David was, and why he was a pretty big deal in the Bible.
- **Video: God's People / David (2 min)**
- **Say:** David was a pretty cool guy, wasn't he? He was brave, and he loved God SO much! But remember, EVERYONE sins and makes wrong choices, including David. And when David disobeyed God, he hid it, and kept it a secret. He didn't want anyone to know! Do you think that was a good idea? (Let kids respond.) Me neither.
- **Say:** David thought he was doing a pretty good job of hiding his sin, until a guy named Nathan came over to his house. Nathan told David that GOD knew what he had done in secret. That means that even though David tried to hide all the bad things he did, God still knew about it!
- **Say:** You see, God doesn't want us to hide our wrong choices. He doesn't want us to keep secrets from him, because he knows everything we do already! So....if you're mean to someone, does God know about it? (Yes!) And if you lie to someone, does God know about it? (Yes!) Yep, God sees everything, and he knows our hearts inside and out!

WE CAN REPENT

- **Say:** When David realized that he had made a wrong choice, he decided to turn away from his bad choice and REPENT. Can you say, "Repent"? Good job!
- **Say:** Let's watch a video to help us understand what exactly it means to repent!
- **Video: What's That Word / Repentance (2 min)**
- **Ask:** Repenting is when we turn away from sin (have kid turn their head to the back of the room) and we turn toward God (now have them turn back towards you). And that's what David decided to do. He told God the truth, and didn't try to hide it anymore!

WE CAN REPENT

- **Say:** You see, God doesn't want us to hide things from him, because *he loves us no matter what we do*. He loves us just as we are, whether we make wrong choices or not! That's why he gives us the chance to repent.
- **Say:** Let's all practice repenting right now. Everybody close your eyes, and think really hard about something you've done wrong. (Pause for a few seconds.) Okay, now keep your eyes closed, and repeat after me:
 - *God, I repent*
 - *Please forgive me*
 - *for my wrong choice*
 - *And help me*
 - *To follow you*
- **Say:** Good job everyone! And remember, you can repent and ask God to forgive you anytime, and anywhere. He loves you no matter what wrong choices you make.

RESPOND AND WORSHIP

Main Goal: Give kids space to talk to God about what they heard, listen to him and worship him.

- **Say:** When we repeat, instead of just doing what WE want to do, we can start looking out for what God wants us to do! We have one more video today from our friend Robbie. He's in Israel, and he has some pretty cool things to say about how we can look out for God, and pay attention to all the incredible things he wants for us!
- **Video: Robbie's Israel Vlog / David (2 min)**
- **Say:** You see, God loves us no matter what, and next week, you're going to get something to show people how much God loves you. **On Oct 21-22, every kid in Kids' Club is going to get something special: a FREE t-shirt!** It's going to have something special on it to show that God loves you more than anything, so make sure to get here that weekend!
- **Pray:** *God, we can never be perfect on our own, so we need you to forgive our sin. Help us turn back to you and repent this week, even when we feel like hiding it.*
- **Say:** One way of turning back towards God is worshipping him, and spending time focusing ONLY on him through singing and dancing! So let's do it right now!
- **Music Video: Open My Eyes (3 min)**
- **Music Video: You Are (3 min)**



instructions

Goal: Kids will (1) understand who David was, and how he tried to hide his sin from God, (2) understand how David repented and turned toward God instead, and (3) actively practice repentance today.

Why? Repentance can seem like a big concept, but the truth is, it's something we should be doing regularly, every time we mess up.

Tip: If kids want to know exactly why David repented, encourage them to ask their parents to read it with them in the Bible.

small group

APPLY THE STORY

1. What was David like? Why did David hide the wrong things he did?
2. Have you ever tried to hide something wrong that you did? Does covering up our bad choices make things better, or worse? Why?
3. What does it mean to repent? (Turn from what you've been doing; saying you repent is asking God to make you new and telling him you'll stop making wrong choices.)
4. Have you ever repented before? What did it feel like?
5. Why does God forgive us when we make wrong choices? (He loves us no matter what we do.)

MAKE IT PERSONAL

- Give each kid: **1 heart, 2 band aids, markers, and scissors.**
- Tell kids that this heart is like OUR heart, before we make a wrong choice and sin. But when we make a wrong choice (and we all do!), it's no longer perfect and whole.
 - **Have kids cut their heart in half with scissors.**
- **Ask:** When David sinned, did he tell God about it, or did he hide it? (He hid it!) Let's all hide our hearts so no one can see them. (Let kids respond.)
- **Ask:** Now what can we do instead of hiding our bad choices? (Help kids answer: We can repent/turn away from wrong choices, and turn toward God!) Yep, and when we turn toward God, and follow him, he puts our heart back together!
 - **Have kids use their two band aids like tape, and stick the two broken pieces of the heart back together.**
- Remind kids that we can always tell Jesus when we do wrong things. We don't have to hide it!

(Continued on next page.)

T-SHIRT PROMO CARD

- Give every kid a **t-shirt promo card** to remind them to come to Kids' Club Oct 21-22, NEXT WEEK, so they can get their free t-shirt!
- This can be handed out in small group, or handed out at the door as parents leave with their kids.

Extra time? Play the Connect Time game again!

LESSON needs

K-2nd

October 14-15, 2017



connect questions

Tell me about David.
How can we repent?


lesson supplies

Connect Time			
Item	Usage	Details	Provided by
Paper	1 per kid	8.5x11	site
Marker	1 per kid, reused		site

Large Group			
Item	Usage	Details	Provided by
Adventure Bible for Early Readers	1 per large group, reused	biblesbythecase.com	site

Small Group			
Item	Usage	Details	Provided by
Markers	1 set per group, reused		site
Heart Doily	1 per kid	Oriental Trading, Item #IN_57/6627	KC National
Scissors	1 set per group, reused		site
Band aids	2 per kid	MFASCO, Item #1617	KC National
Coloring page - David	1 per kid	8.5x11 paper, black&white, Page 9	site
T-shirt promo card	1 per kid	8.5x11 cardstock cut into ¼ sheets, color, Page 10	site

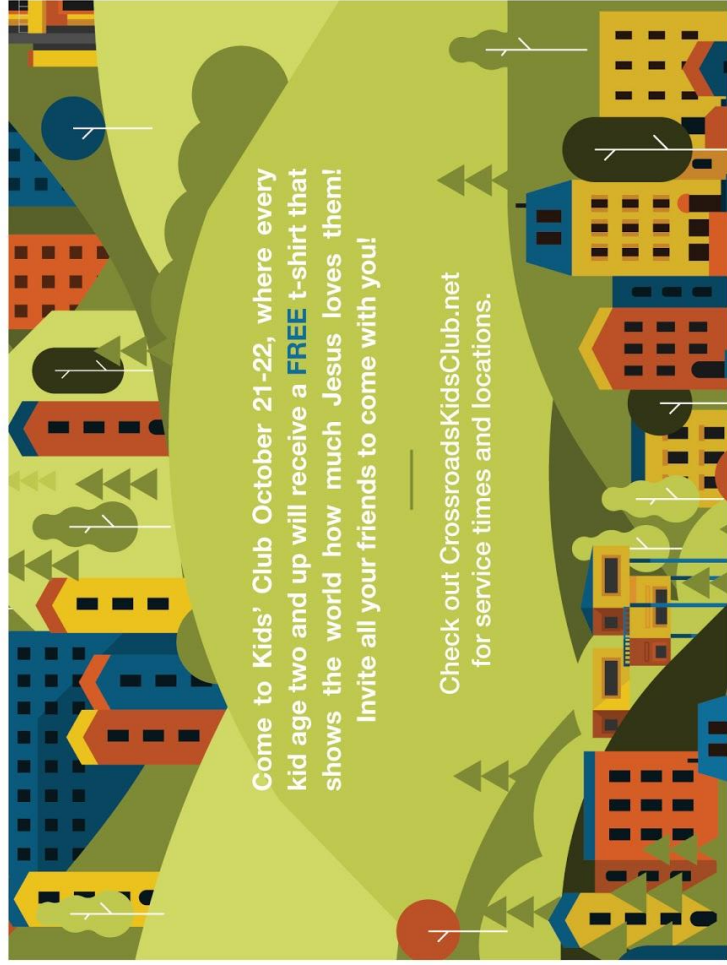
name _____



Tell me about David.

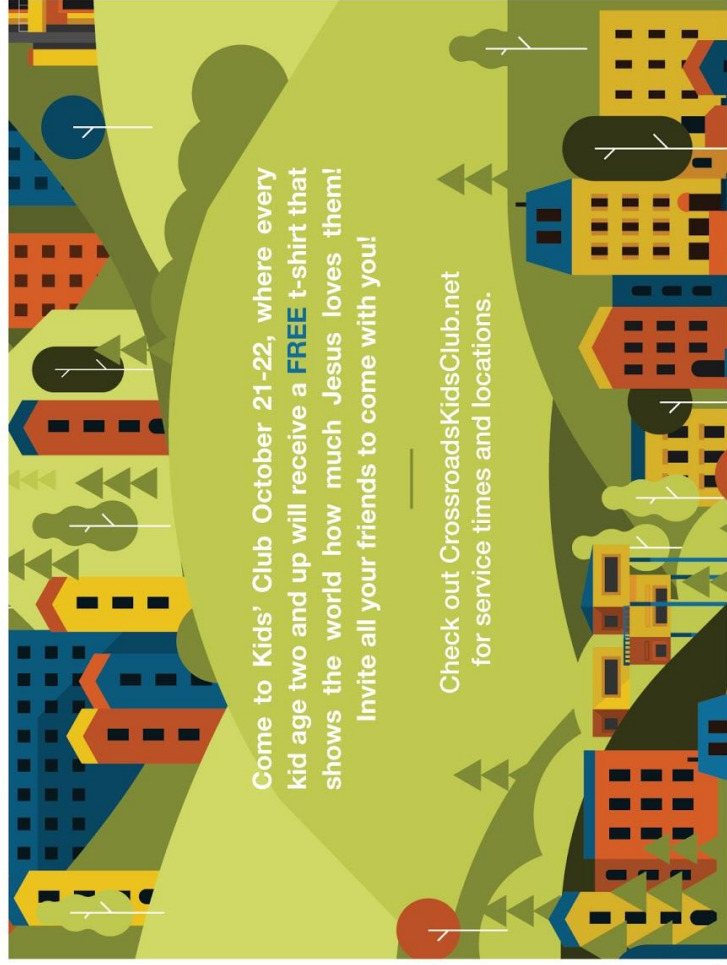
How can we repent?

Read more about this week's story in 2 Samuel 11.



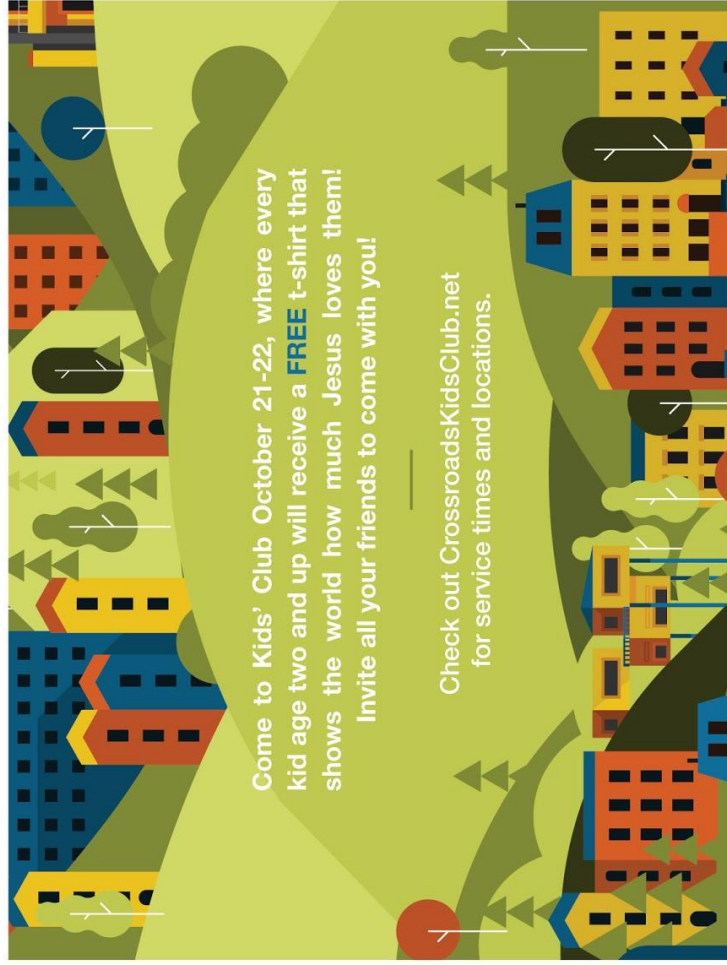
Come to Kids' Club October 21-22, where every kid age two and up will receive a **FREE** t-shirt that shows the world how much Jesus loves them! Invite all your friends to come with you!

Check out CrossroadsKidsClub.net for service times and locations.



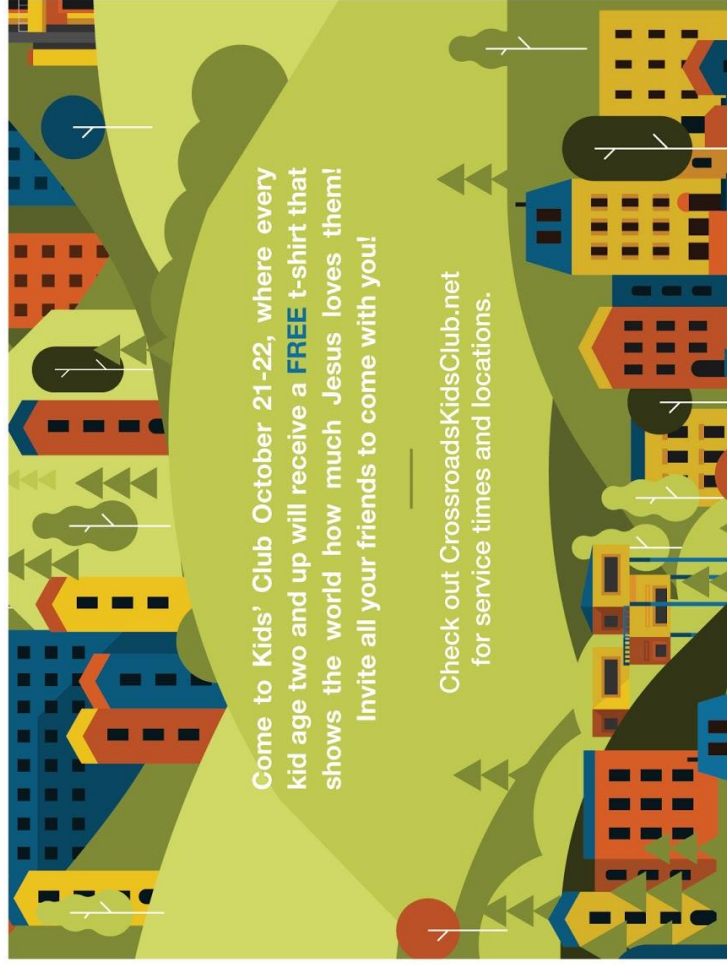
Come to Kids' Club October 21-22, where every kid age two and up will receive a **FREE** t-shirt that shows the world how much Jesus loves them! Invite all your friends to come with you!

Check out CrossroadsKidsClub.net for service times and locations.



Come to Kids' Club October 21-22, where every kid age two and up will receive a **FREE** t-shirt that shows the world how much Jesus loves them! Invite all your friends to come with you!

Check out CrossroadsKidsClub.net for service times and locations.



Come to Kids' Club October 21-22, where every kid age two and up will receive a **FREE** t-shirt that shows the world how much Jesus loves them! Invite all your friends to come with you!

Check out CrossroadsKidsClub.net for service times and locations.



***Use the Real Encounters 2017 KC logo slide for all transition slides in this keynote (except first slide, which is the DAVID intro loop).**

1. DAVID Real Encounters 2017 intro loop for when kids enter the room (All that You Need instrumental; mp3 only; can be downloaded on website)
1. Video: Mainstage Synopsis / David (in progress)
2. Video: God's People / David (<https://vimeo.com/230942919>)
3. Video: What's That Word / Repentance (<https://vimeo.com/233379345>)
4. Video: Robbie's Israel Vlog / David (<https://vimeo.com/231566639>)
5. Music Video: Open My Eyes (<https://www.youtube.com/watch?v=jAh0avXdgJ0>)
6. Music Video: You Are (<https://vimeo.com/154219686>)