



K-2nd

October 7-8, 2017

DATE

Real Encounters 2: Joshua

LESSON TITLE

Joshua 3, Joshua 6

WHERE TO FIND IT

God wants us to have bold faith.

MAIN POINT

schedule

Connect Time (15 minutes): Five minutes after the service begins, split kids into groups and begin their activity.

Large Group (30 minutes): Begin 20 minutes after the service starts. Model what it looks like to be engaged in large group.

Small Group (15 minutes): Keep kids in small groups until parents arrive. If you all have extra time at the end, you can review the video and songs together.

tips

Having **FUN** is one of the most important parts of Kids' Club! Why? Because it's a language that every kid speaks! When you make things fun, kids are more likely to listen, respond and remember what they heard!

check-in/out

***Make sure every kid has a T-shirt promo card, and remind them to come to Kids' Club October 21-22 to get their free shirt!**

large group heads up

This week, we're hearing about Joshua as part of our **Real Encounters with God** series. His story shows us that we will all be meant to experience a full life with incredible blessings, but we have to have bold faith, and trust God no matter what.

***There's a silent animated loop at the start of today's Large Group keynote. Let it play as long as you want before Large Group.**



connect time

GOAL: *Connect Time is all about engaging kids in an activity that allows them to connect with each other right away while simultaneously piquing their curiosity for Large Group and preparing their minds for what they're going to hear.*

FOLLOW THE ADVENTURER

- Split kids into small groups.
- For the beginning of this activity, the small group leader will be the line leader.
- Tell kids in your group that they're going to follow you on an adventure around the room, and they have to do exactly as you do!
- Take kids on the stage, under tables and around chairs. Do whatever silly actions you want (Like marching, skipping, walking sideways, dancing, hopping, acting like an animals, crawling, etc.)
- Make sure to include these “adventurous” actions as you go around the room:
 - Pretend to climb a mountain.
 - Make your hands into “binoculars” and look for animals on a safari.
 - Pretend like you're in a boat, and everybody has to hold an oar and “row.”
 - Pretend to walk through a jungle, and cut down all the branches and vines in your way.
 - Pretend you're in mud and you're moving really slowly.
- Now choose a kid to lead the line. (Continue choosing a new kid every few minutes.)
- Each small group will be following their own leader at the same time, so be aware of your space!

Before you go to Large Group, you can ask kids how their week went. You can also remind kids of the expectations for Large Group behavior: (1) be kind, (2) listen when somebody speaks, and (3) follow the leader's instructions.

special notes

The running time for all of today's videos is **18 minutes**, which means the actual script appears shorter. Try to keep speaking to a minimum, so that you don't go too long!

presenter tips

Here's today's story video:

The Israelites Cross the Jordan:

https://www.youtube.com/watch?v=FVDU4Xnboll&list=PL5aPdmniG3y_n7hXEKTV4qQnleCe-p6Ws&index=35

script

CONNECT TIME REVIEW

Main Goal: Review Connect Time and how it relates to today's story.

- **Say:** Hey everyone, welcome to Kids' Club! Did you have fun following the leader around the room, going on pretend adventures? What if you got to do those things in real life? Would that be even MORE fun? (Let kids respond.) Of course it would! But you would have to be pretty brave and courageous, right? You would have to be BOLD.
- **Say:** Being bold means having courage and and being brave, and maybe doing things that might seem a little scary at first. If you wanted to climb a really tall mountain, would you have to be bold? (Let kids respond.) If you wanted to go be an astronaut in outer space, would you have to be bold? (Let kids respond.) What if you went on the highest roller coaster in the whole wide world? Would you have to be bold?! (Let kids respond.) Yes!
- **Say:** Let's watch a movie clip from the movie Moana, and see if these people are being bold and courageous...
- **Video: Moana**
- **Say:** Do you think those people were bold, sailing out in the open ocean, and looking for new homes? (Let kids respond.) Yep, and even though it might be a little scary at first, I bet they they're so glad that they did it.

INTRO: BOLDNESS

- **Say:** Today, we're going to hear about how God wants US to be bold too, but not just by doing really adventurous things like riding roller coasters or sailing on the ocean. He wants us to be bold by following him. Let's check it out!
- **Video: What's That Word / Boldness**
- **Ask:** So what do you think? Can we be bold when we follow Jesus? (Let kids respond.) We sure can, and today, we'll dig more into what that means for us by hearing about a guy named Joshua.

INTRO: JOSHUA

- **Say:** We're going to watch a video and travel to a place called Israel, like we've doing for the past few weeks. It's all a part of a special series we're in, called Real Encounters with God. We'll see how Joshua encountered God, and how he showed incredible boldness during a really tough time!
- **Video: Mainstage Synopsis / Joshua**
- **Say:** It's pretty incredible that we can see and experience places that Joshua actually went to, thousands of years after he lived! Let's hear a little more about who Joshua was, and why he's such a big part of God's Story.
- **Video: Characters Set-Up / Joshua**
- **Say:** Joshua sounds like a pretty cool guy, doesn't he? He was a warrior, a spy, a leader and an army general! He lead the Israelites through a lot of great times, and a lot of really hard times. And through it all, he trusted God, and showed great boldness.

JOSHUA CROSSES THE JORDAN

- **Say:** Let's check in with our friend Robbie, who's been filming in Israel, and showing us actual places that Joshua went! He's got some cool stuff to tell us about Joshua and how he was leading God's family to a new home.
- **Video: Robbie's Israel Vlog / Joshua**
- **Say:** Joshua showed boldness was when he was leading the Israelites to their new home, called Canaan. Can you say, "Canaan"? (Let kids respond.) God had promised this new home for them, but it was pretty far away. And they didn't have cars or trains back then. They had to walk the whole way! And one day, right before they were FINALLY about to get to their new home....something got in their way. Let's watch a video to see what happens next.
- **Video: The Israelites Cross the Jordan**

**WHEN WE TRUST GOD,
WE'RE SHOWING
BOLDNESS**

- **Ask:** So what was in the Israelites' way when they were trying to get to the Promised Land? (Let kids respond.) Yep, the Jordan River. And this wasn't just a small river that you can swim across.
- **(Loop: River)** THIS is part of the actual Jordan river. Would you want to cross that? (Let kids respond.) No way! Let's all pretend like we're trying to, though! (Pretend to swim really fast along with kids.) Luckily, God had a plan.
- **Ask:** What did God tell Joshua that he would do to the river? (Let kids respond.) Yep, God said he would stack the water on both sides, and give them a dry path to walk through. But before He did that, he told Joshua to actually walk into the river while it was *still flowing and rushing!*
- **Say:** Joshua had to trust that God would do what he said he would do. He and the other Israelites had to be BOLD, and take that first step into the water. And once they did that, God stacked the water on both sides, and he provided a way.

RESPOND AND WORSHIP

Main Goal: Give kids space to talk to God about what they heard, listen to him and worship him.

- **(Loop: River)** Right now, let's stand up and pretend to be like Joshua. Let's pretend like we're standing right in front of the water. God has asked us to step into this raging river, and trust that he will give us a dry path through the water. *(Have fun with this and dip your toe in first, and act scared, then step your whole foot in front of you, then walk a few steps, etc.)*
- **Say:** See, when we follow God, we might face things that seem impossible, just like the Jordan River seemed impossible to cross. But when we face those things, God wants us to be bold, and take that first step. He wants us to trust him, and follow him wherever he leads us!
- **Say:** In two weeks, you're going to get something to help show people that you follow and trust in God. **On Oct 21-22, every kid in Kids' Club is going to get something special: a FREE t-shirt!** It's going to have something special on it to show people how much God loves you, so make sure to get here that weekend! Now let's pray.
- **Pray:** God, we can't be bold on our own. We need you to help us be brave, and follow your lead. We need you to show us the way, and help us be bold when the time comes. Amen!



script continued

RESPOND AND WORSHIP

Main Goal: Give kids space to talk to God about what they heard, listen to him and worship him.

- **Say:** Now let's show boldness in a different way: by worshipping God! Everyone stand up and get ready to sing and dance!
- **Music Video: Be Exalted**
- **Music Video: More Like You Are**



instructions

Goal: Kids will (1) recognize that God miraculously delivered Joshua and the Israelites through the Jordan River, (2) understand how God called Joshua to be brave and trust him, and (3) identify how God is calling us to be BOLD.

Why? Trusting in God and following him no matter THAT'S boldness!

Tip: Look at the craft pictures ahead of time, so you'll know what to do beforehand. If you have time, make a quick example, and leave it in the bin!






small group

APPLY THE STORY

1. What happened when Joshua obeyed God and walked into the Jordan River? (God caused the water to stack up on each side, and all the Israelites walked across the river on dry ground.)
2. What does it mean to be BOLD? (To have courage and be brave, to trust in God even when we're worried or afraid, etc.)
3. Do you think Joshua was bold? How? (He walked into the river before he knew God would make a dry path; he lead the Israelites to the home God promised.)
4. When is a time you were bold...at school? At home? Here's in Kids' Club?
5. (*Played like "Would you rather"*) Have kids stand up and decide which of the following BOLD scenarios they would rather do. Tell them to walk to the right side of your small group area for the first option, and walk to the left side for the second option. (have kids return to the middle after each scenario). D
6. Do you think it's more bold to....
 - a. Skydive, or deep sea dive?
 - b. Invite someone to Kids' Club, or give them a Kids' Club CD?
 - c. Eat a cockroach, or eat a worm?
 - d. Talk to new kid that no one else talks to, or stick with your own friends.
 - e. Play a hero, or a villain, in a movie?
 - f. Surf in shark infested waters, or jump with a parachute into the Grand Canyon?
 - g. Sit with a sleeping lion, or run across an alligator's back?
 - h. Be a police officer, or a firefighter?
 - i. *Come up with your own!*

MAKE IT PERSONAL

- Give each kid a **1 sheet of brown paper** and **2 half sheets of blue paper**.
- Set out **markers, glue sticks and scissors**.
- Do the following step-by-step instructions with kids:
 - Use scissors to make several cuts half way through the blue sheets of paper.
 - Roll each section up, then let it go
 - Glue the edges of the blue paper on the edges of the brown paper
 - Let kids draw Joshua and the Israelites walking on the “dry ground” through the middle of the Jordan River.
- Remind kids that Joshua was **BOLD** and followed God, and we can be bold too!



T-SHIRT PROMO CARD

- Give every kid a **t-shirt promo card** to remind them to come to Kids' Club Oct 21-22, so they can get their **FREE** t-shirt!
- This can be handed out in small group, or handed out at the door as parents leave with their kids.

Extra time? Play the Connect Time game again!



connect questions

Tell me about Joshua.

How can we be bold when following God?

lesson supplies

Connect Time			
Item	Usage	Details	Provided by
No supplies needed.			

Large Group			
Item	Usage	Details	Provided by
Adventure Bible for Early Readers	1 per large group, reused	biblesbythecase.com	site

Small Group			
Item	Usage	Details	Provided by
Markers	1 set per group, reused		site
Glue sticks	1 set per group, reused		site
Scissors	1 set per group, reused		site
Light brown construction paper	1 per kid	8.5x11, Discount School Supply	KC National
Half sheet of blue paper	2 ½ sheets per kid	Staples, #4909558 , cut into halves (widthwise)	KC National to provide (site to cut)
Coloring Page - Joshua	1 per kid	8.5x11 paper, black&white, Page 10	site
T-shirt promo card	1 per kid	8.5x11 cardstock cut into ¼ sheets, color, Page 11	site

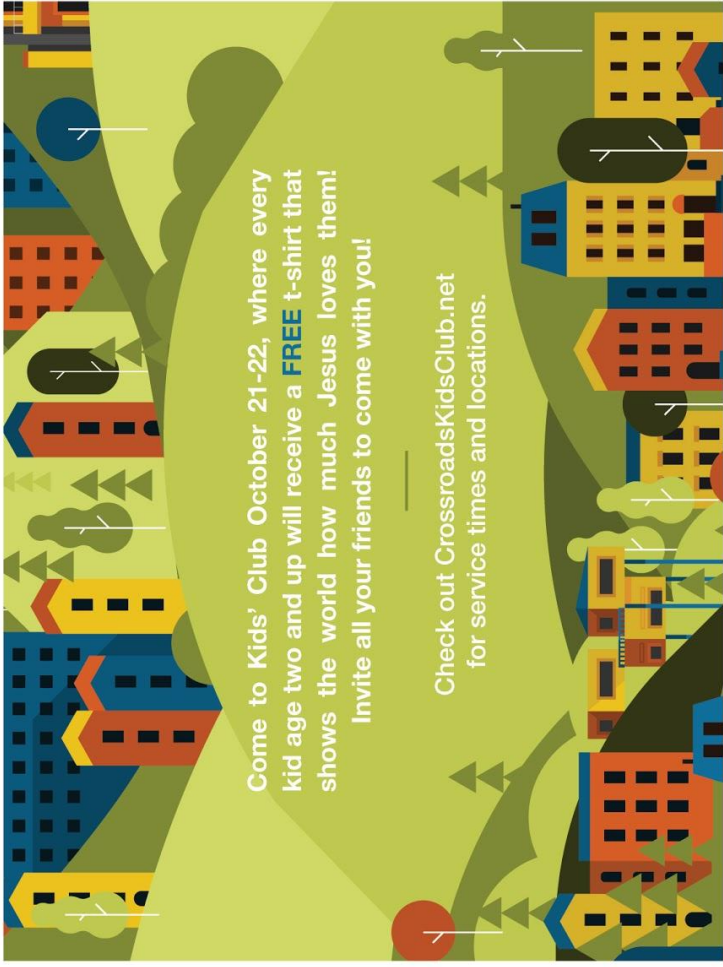
name



Tell me about Joshua.

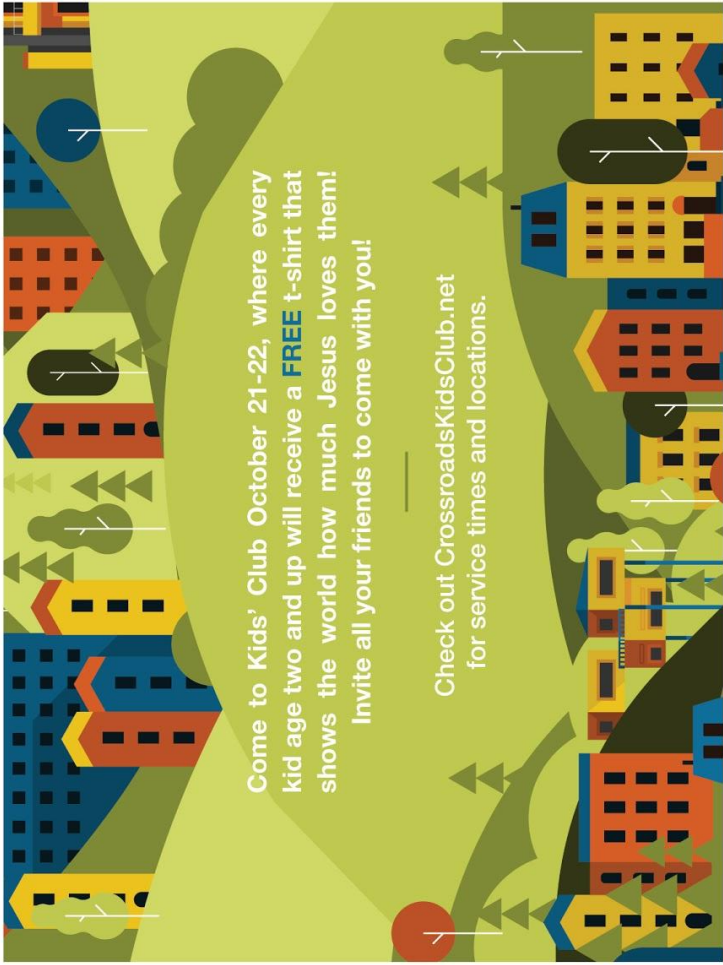
How can we be bold when following God?

Read more about this week's story in Joshua 3 & 6.



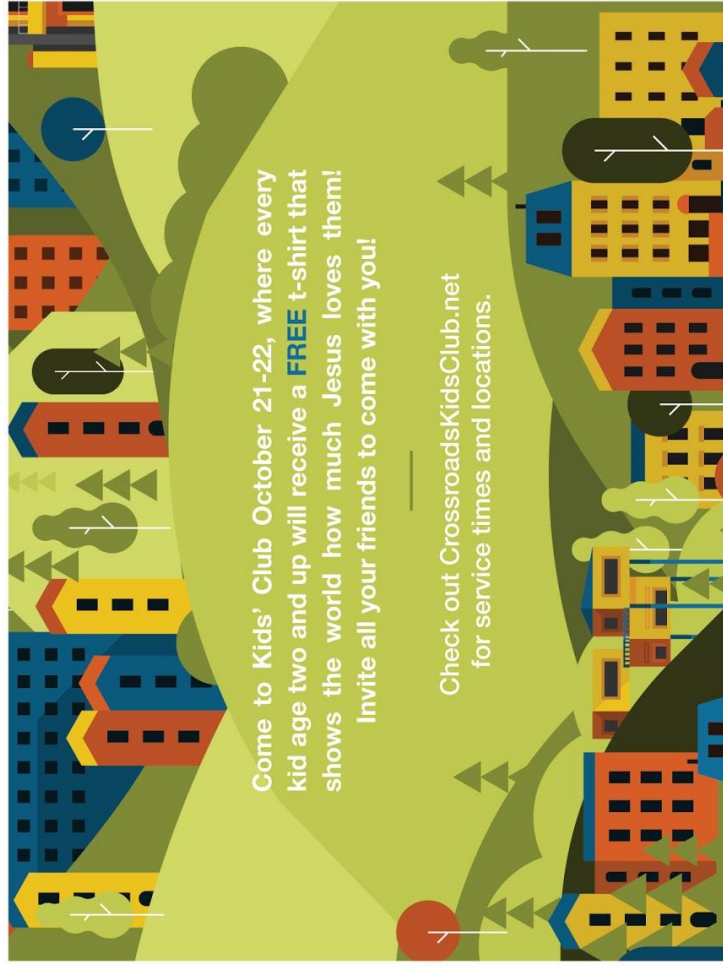
Come to Kids' Club October 21-22, where every kid age two and up will receive a **FREE** t-shirt that shows the world how much Jesus loves them! Invite all your friends to come with you!

Check out CrossroadsKidsClub.net for service times and locations.



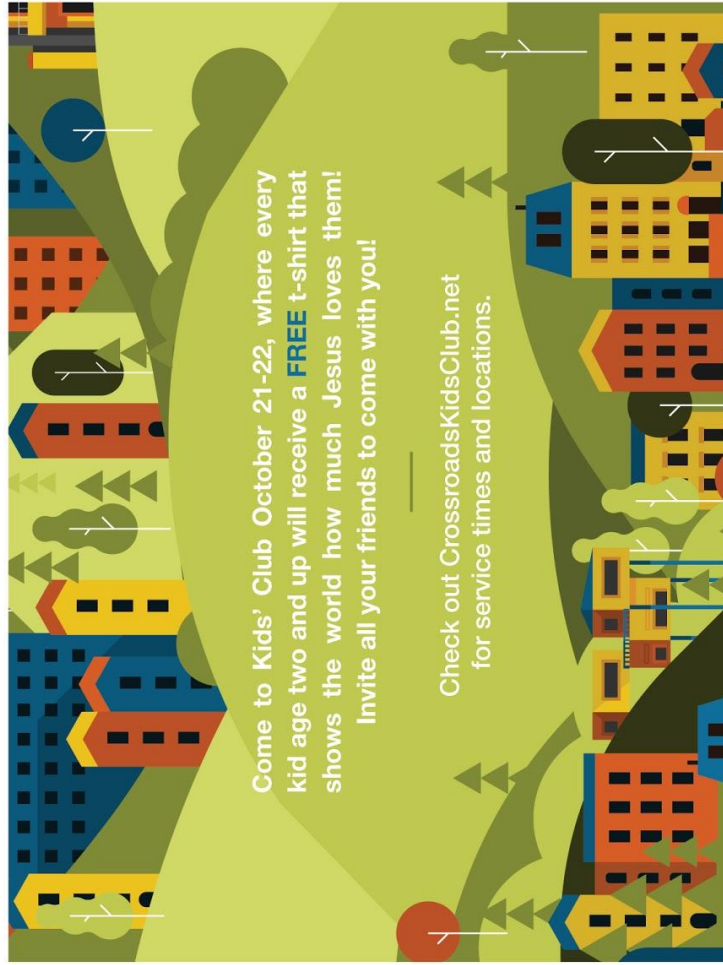
Come to Kids' Club October 21-22, where every kid age two and up will receive a **FREE** t-shirt that shows the world how much Jesus loves them! Invite all your friends to come with you!

Check out CrossroadsKidsClub.net for service times and locations.



Come to Kids' Club October 21-22, where every kid age two and up will receive a **FREE** t-shirt that shows the world how much Jesus loves them! Invite all your friends to come with you!

Check out CrossroadsKidsClub.net for service times and locations.



Come to Kids' Club October 21-22, where every kid age two and up will receive a **FREE** t-shirt that shows the world how much Jesus loves them! Invite all your friends to come with you!

Check out CrossroadsKidsClub.net for service times and locations.



***Use the Real Encounters 2017 KC logo slide for all transition slides in this keynote (except first slide, which is the Joshua intro loop).**

1. JOSHUA intro loop: for when kids enter the room (All that You Need instrumental; mp3 only; can be downloaded on website)
2. Video: Moana (<https://www.youtube.com/watch?v=YAO-DQzucMM>)
3. Video: What's That Word / Boldness (in progress)
4. Video: Mainstage Synopsis / Joshua (in progress)
5. Video: Characters Set-Up / Joshua (in progress)
6. Video: Robbie's Israel Vlog / Joshua (in progress)
7. Video: Saddleback Kids / The Israelites Cross the Jordan (https://www.youtube.com/watch?v=FVDU4Xnboll&list=PL5aPdmniG3y_n7hXEKTV4qQnleCe-p6Ws&index=35)
8. Loop: Jordan River (<https://www.youtube.com/watch?v=quDZ298uF4E>)
9. Loop: Jordan River (<https://www.youtube.com/watch?v=quDZ298uF4E>)
10. Music Video: Be Exalted (https://www.youtube.com/watch?v=r0_J2uDyCKk)
11. Music Video: More Like You Are (<https://vimeo.com/154219576>)